



LOYOLA ACADEMY

(DEGREE & PG COLLEGE)

OLDALWAL, SECUNDERABAD - 500 010, TELANGANA, INDIA

(Autonomous and Affiliated to Osmania University) Re-
accredited with 'A' Grade (III Cycle) by NAACA "Colle-
ge with Potential for Excellence" by UGC

www.loyolaacademyugpg.ac.in Ph: 040-27862363/27860077 Fax: 040-27867939

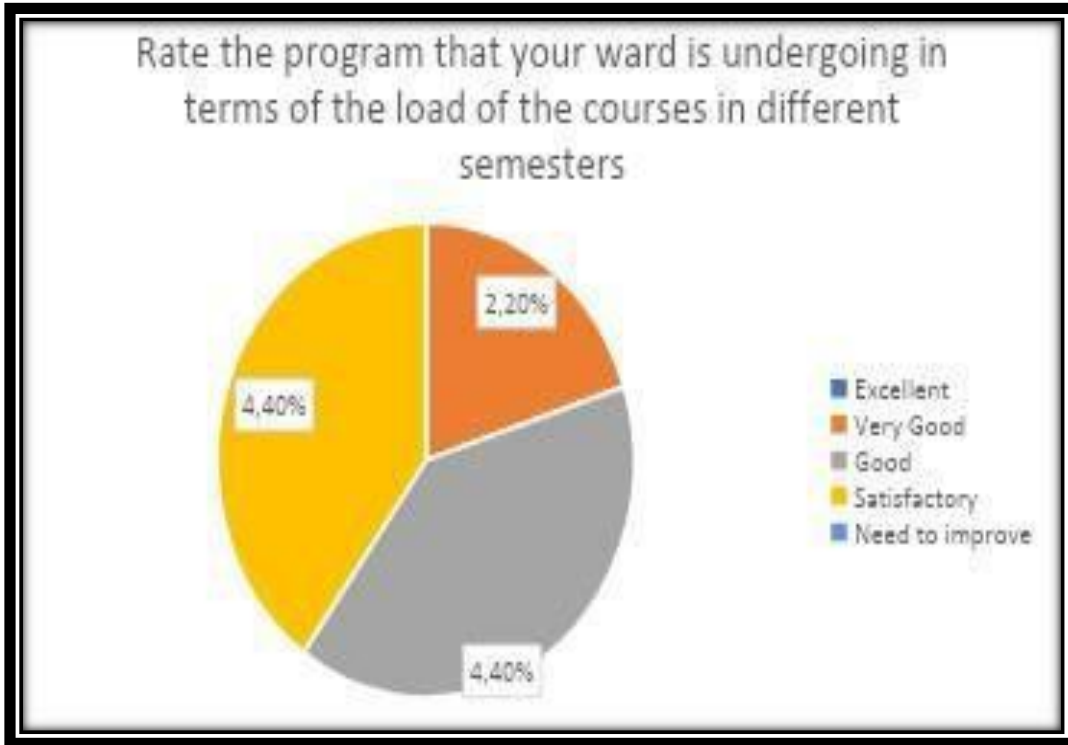
STUDENT FEEDBACK ON CURRICULUM

2023-2024

Student Feedback On Curriculum

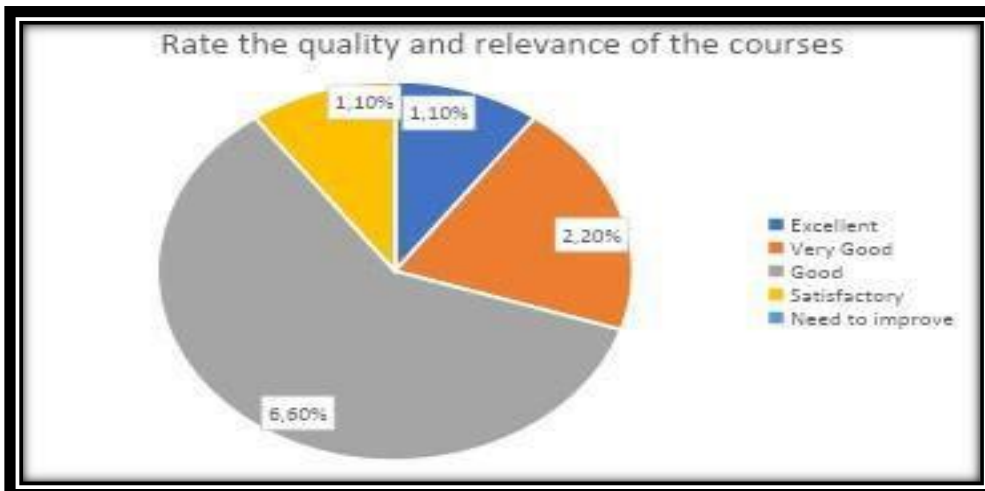
ACSML

1. How do you rate the program that your ward is undergoing in terms of the load of the courses in different semesters?



Analysis From the above analysis, the majority of students (40%) rate the course load of the programs both "Satisfactory & Good", indicating a high level of satisfaction with the balance and distribution of courses across semesters. Additionally, 20% of students rate the course load as "very Good", showing overall well-affectedness.

2. How do you rate the quality and relevance of the courses?

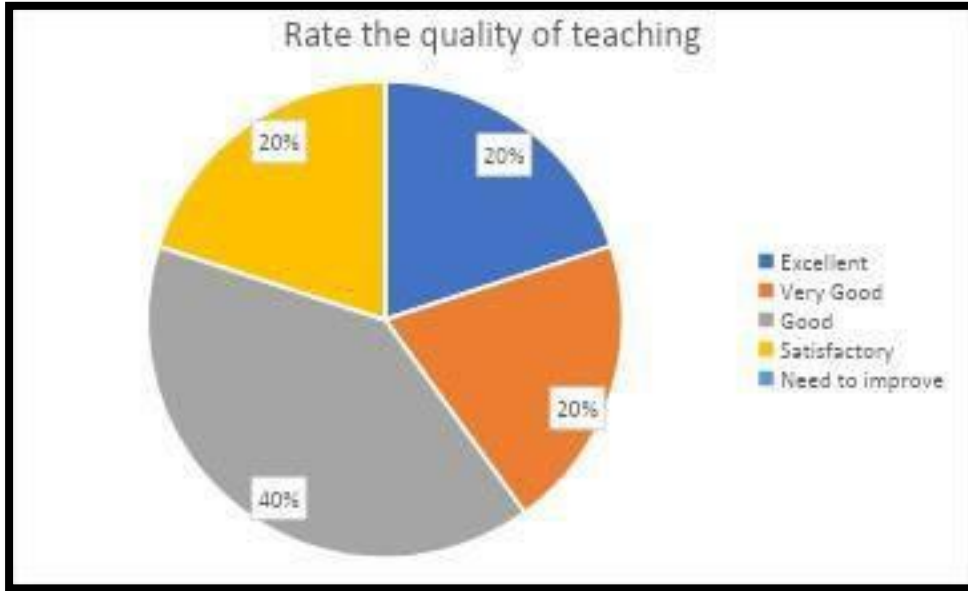


Analysis: From the above analysis the majority of the students 60% rate the quality and relevance of the courses as good, 20% of students rate as very good, showing overall the quality and relevance of the courses are generally well received."

Student Feedback On Curriculum

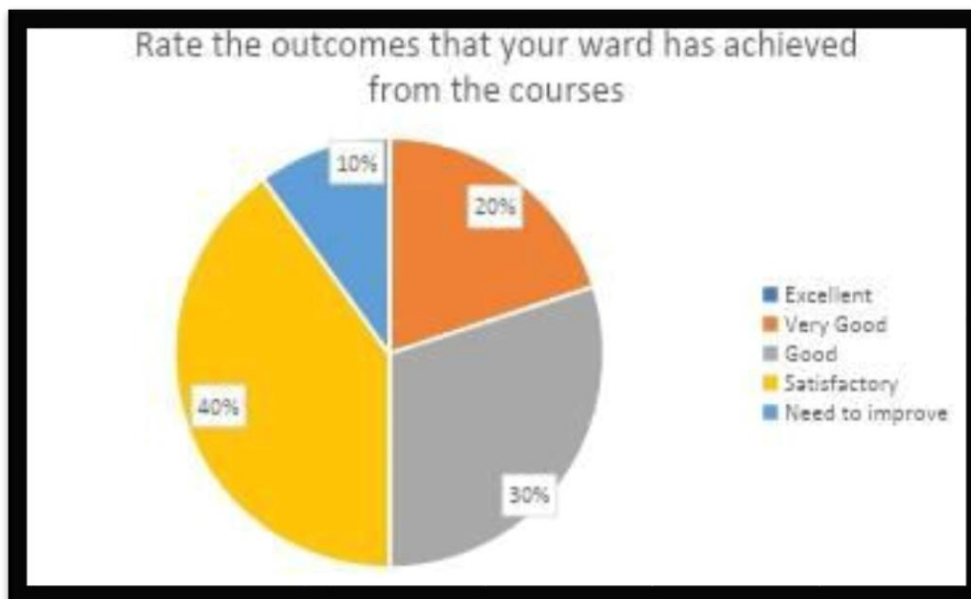
ACSML

3 How do you rate the quality of teaching?



Analysis : From the above analysis the majority of the students 40% rate the quality of teaching as Good indicating high satisfaction with the teaching effectiveness.

4.How do you rate the outcomes that your ward has achieved from the courses?

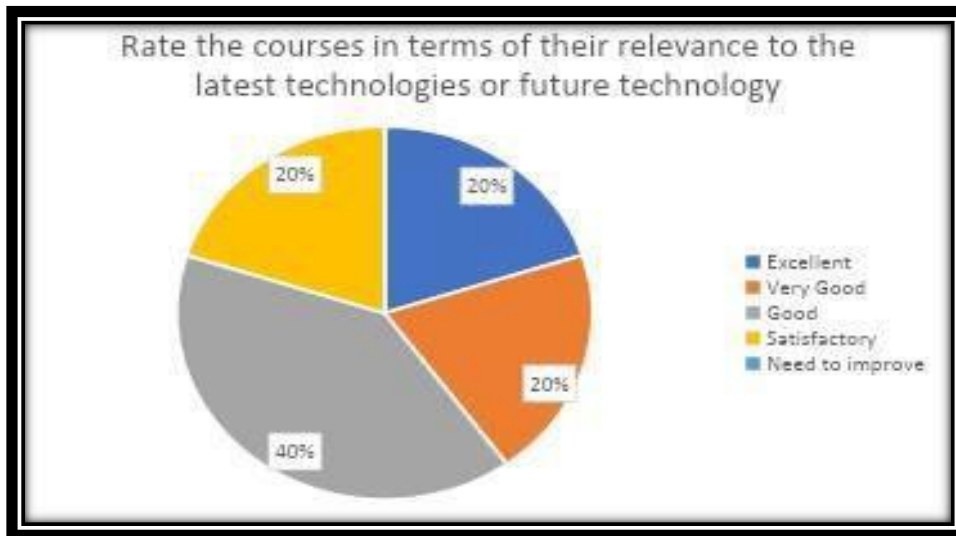


Analysis: From the above analysis the majority of the students (40%) rate the outcomes achieved by their wards from the courses as "Satisfactory", while an additional 30% consider them " Good".

5. How do you rate the courses in terms of their relevance to the latest technologies or future technology?

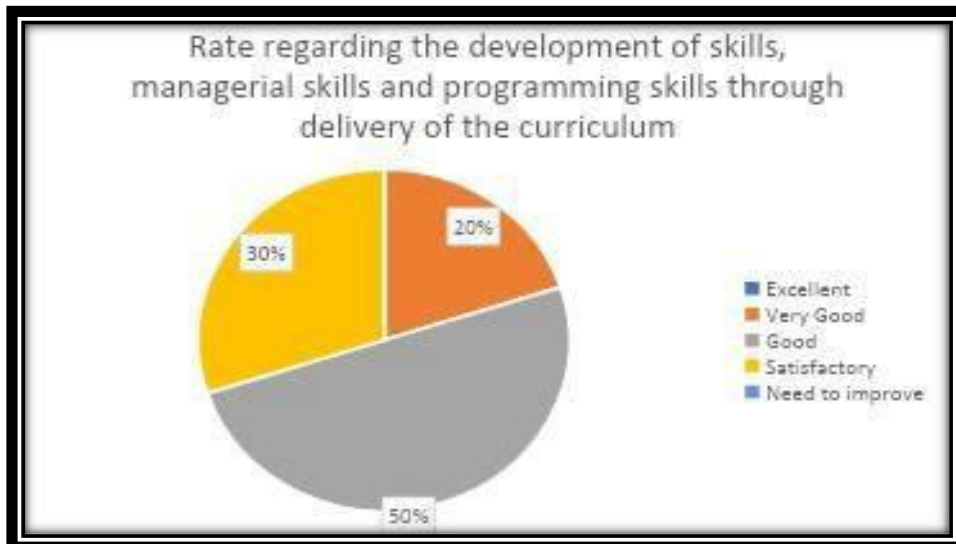
StudentFeedbackOnCurriculum2023-2024

ACDS



Analysis: From the above analysis the majority of the students (40%) rate the courses as Good in terms of relevance to the latest technologies or future technologies, with 20% rating it as "Very Good".

6. How do you rate regarding the development of skills, managerial skills and programming skills through delivery of the curriculum?

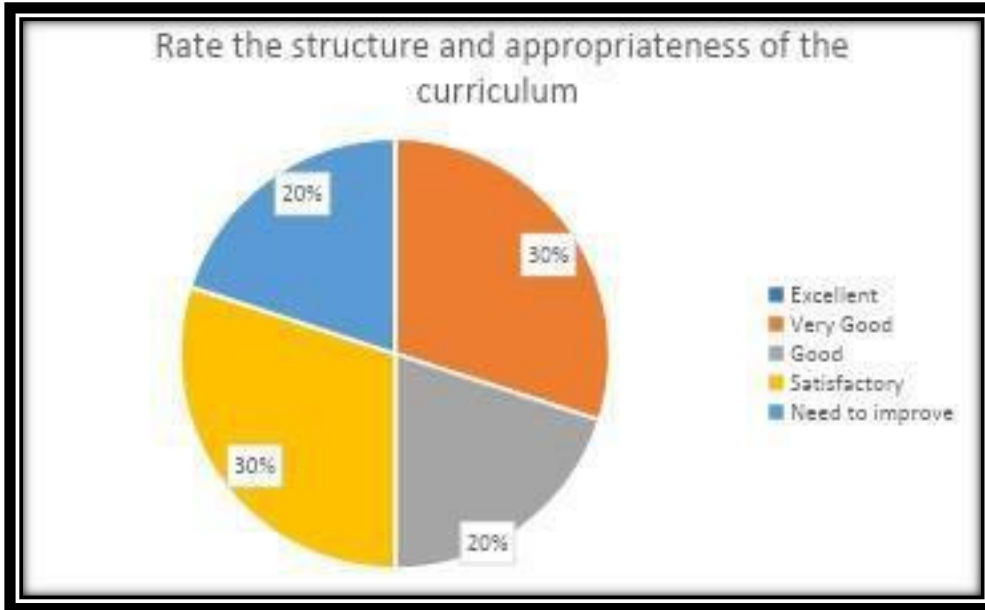


Analysis: From the above analysis the majority of the students (50%) rate regarding as Good development of skills, managerial skills and programming skills through delivery of the curriculum is help the students to meet professional goals, with 30% rating it as "Satisfactory".

StudentFeedbackOnCurriculum2023-2024

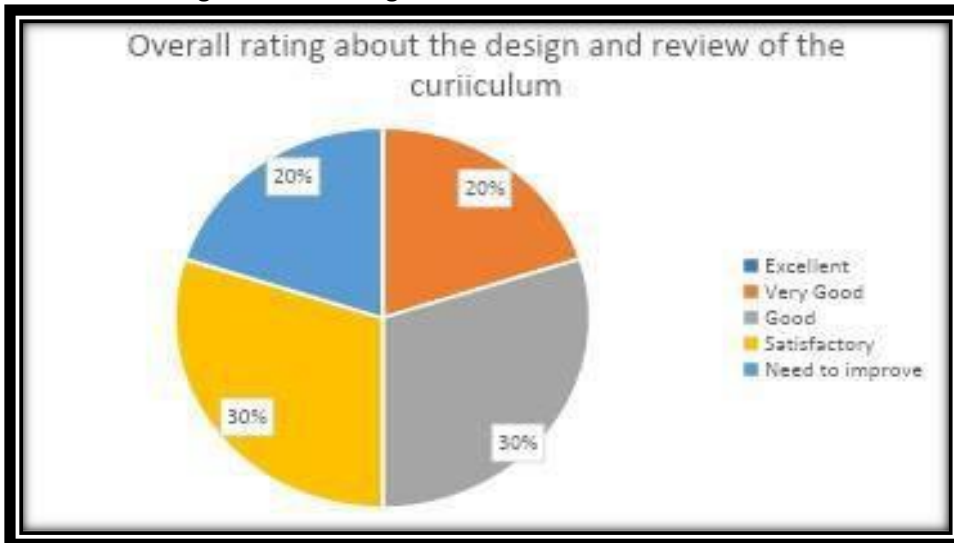
ACDS

7. How well the structure and appropriateness of the curriculum is?



Analysis: From the above analysis the largest segment of respondents 30% rated the curriculum as both "Very Good & Satisfactory." while a significant portion 20% of people find the curriculum to be well-structured and appropriate for their needs.

8. Your overall rating about the design and review of the curriculum.

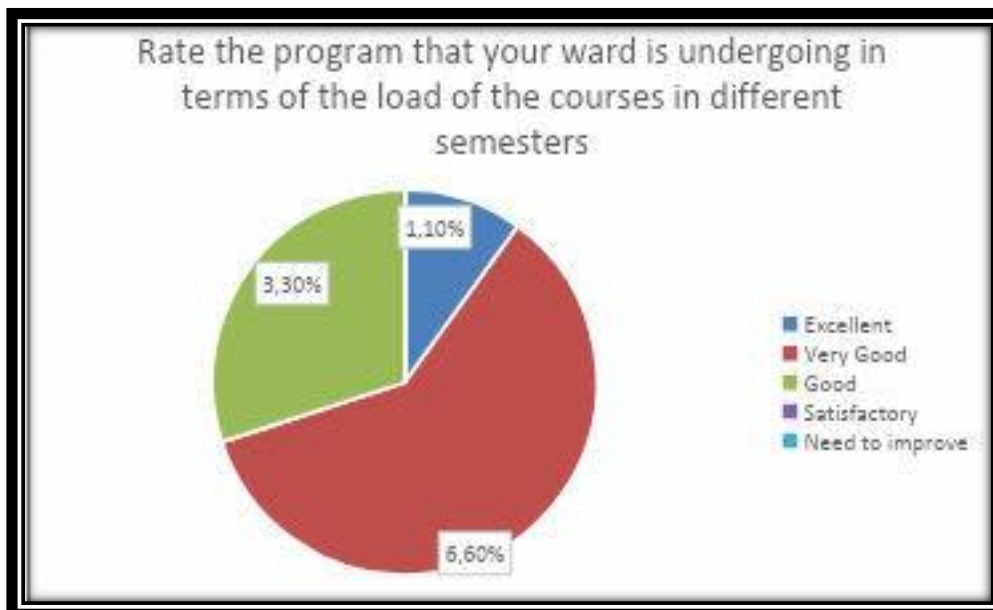


Analysis: From the above analysis the majority of the students (30%) rated the design and review of the curriculum as "Good & Satisfactory," while a significant portion (20%) also rating it as "Excellent and Very Good."

StudentFeedbackOnCurriculum2023-2024

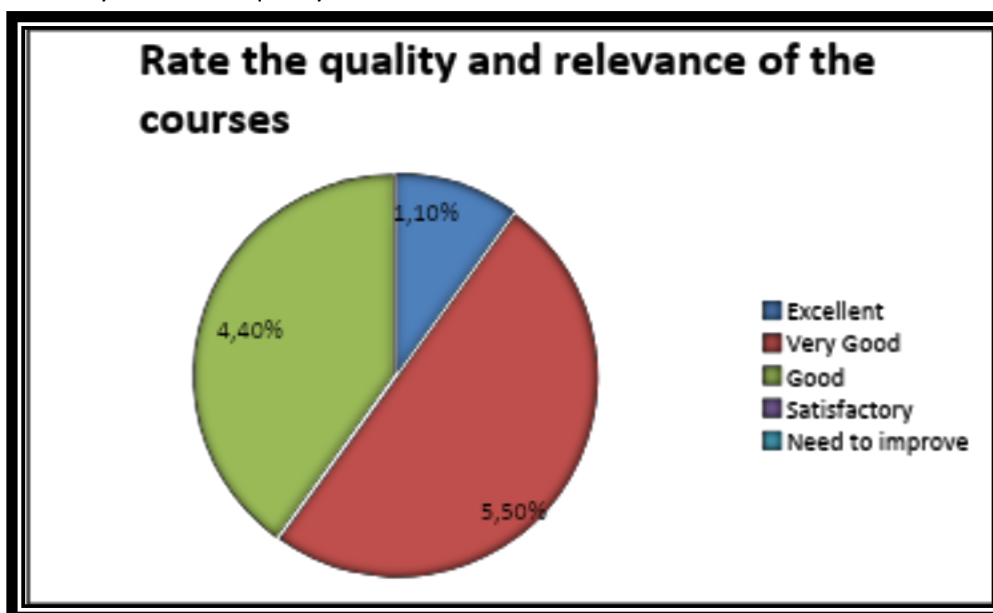
ACDS

1. How do you rate the program that your ward is undergoing in terms of the load of the courses in different semesters?



Analysis: From the above analysis, the majority of students (60%) rate the course load of the program as "very good", indicating a high level of satisfaction with the balance and distribution of courses across semesters. Additionally, 30% of students rate the course load as "Good", showing overall well-affectedness.

2. How do you rate the quality and relevance of the courses?

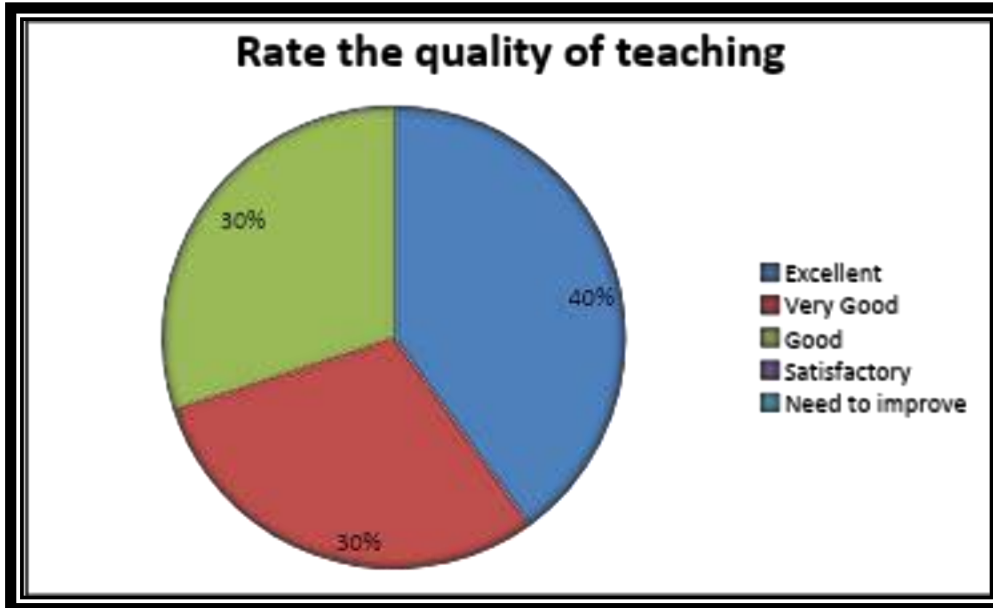


Analysis: From the above analysis the majority of the students 50% rate the quality and relevance of the courses as very good, 40% of students rate the good, showing overall the quality and relevance of the courses are generally well received."

3. How do you rate the quality of teaching?

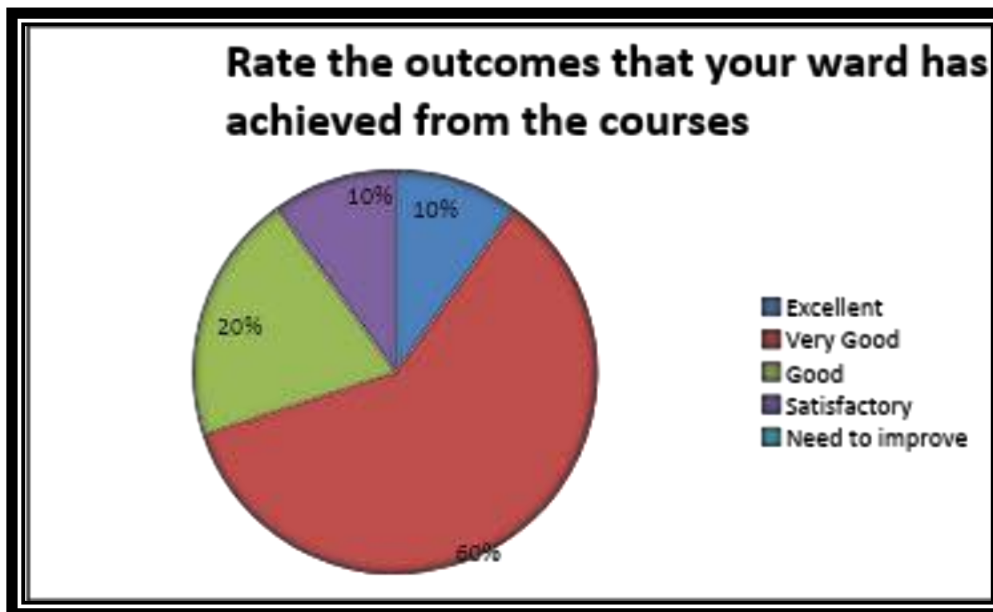
StudentFeedbackOnCurriculum2023-2024

ACDS



Analysis: From the above analysis the majority of the students 40% rate the quality of teaching as Excellent, indicating high satisfaction with the teaching effectiveness.

4. How do you rate the outcomes that your ward has achieved from the courses?

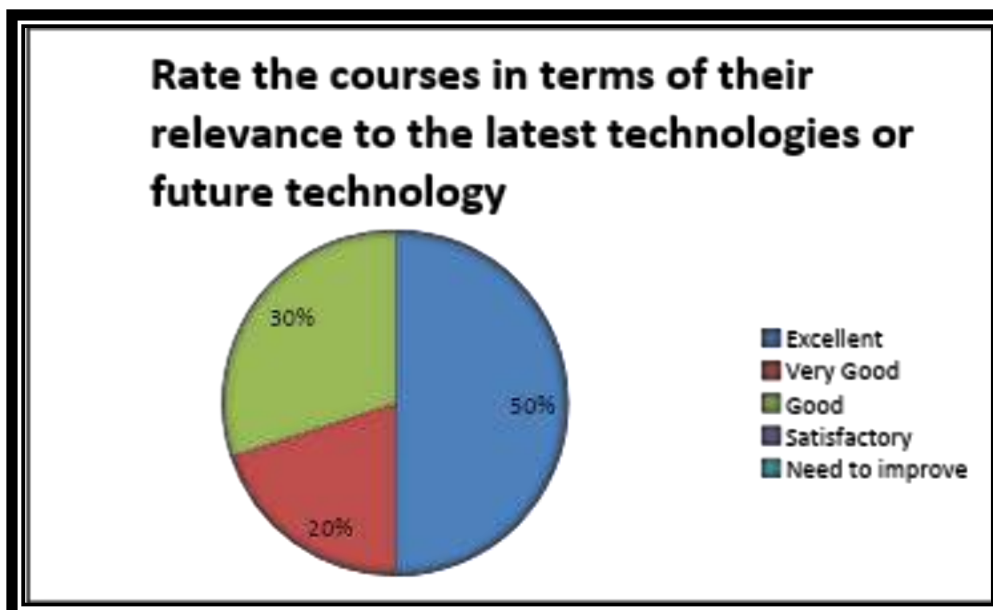


Analysis: From the above analysis the majority of the students (60%) rate the outcomes achieved by their wards from the courses as "Very Good", while an additional 20% consider them "Good".

5. How do you rate the courses in terms of their relevance to the latest technologies or future technology?

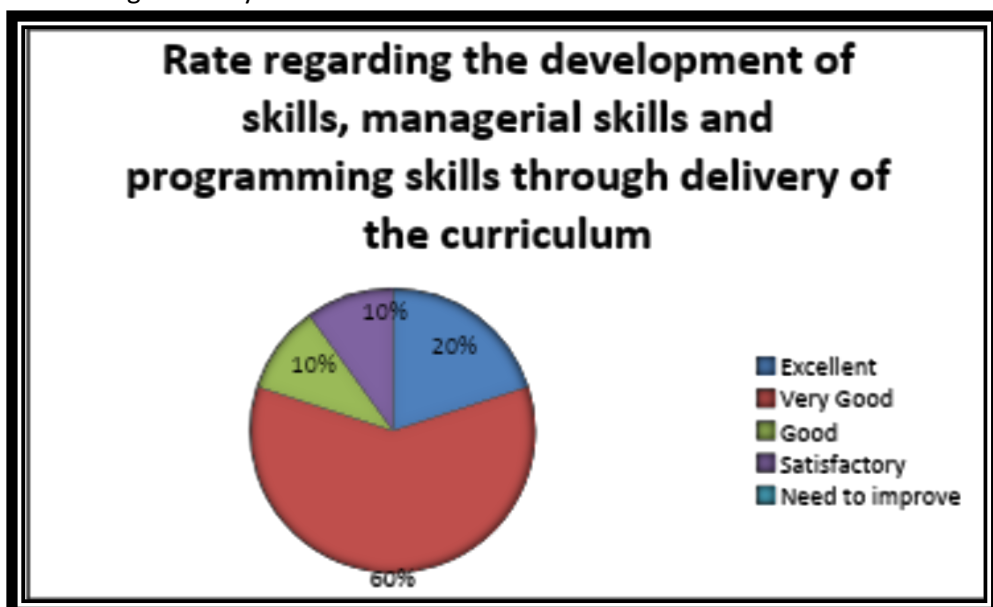
StudentFeedbackOnCurriculum2023-2024

ACDS



Analysis: From the above analysis the majority of the students (50%) rate the courses as excellent in terms of relevance to the latest technologies or future technologies, with 30% rating it as "Good".

6. How do you rate regarding the development of skills, managerial skills and programming skills through delivery of the curriculum?

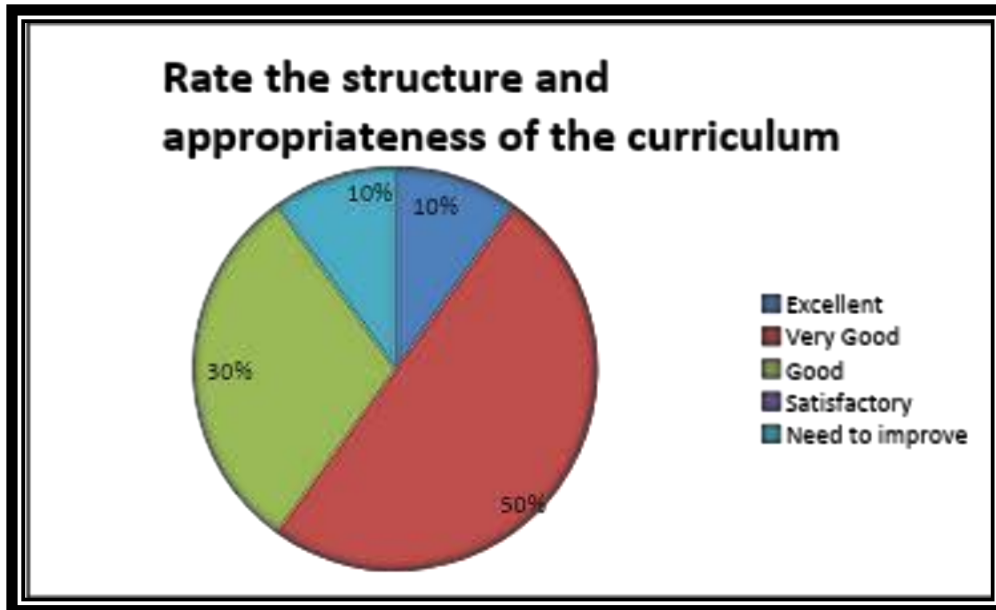


Analysis: From the above analysis the majority of the students (60%) rate regarding the development of skills, managerial skills and programming skills through delivery of the curriculum is help the students to meet professional goals, with 20% rating it as "Excellent".

7. How well the structure and appropriateness of the curriculum is?

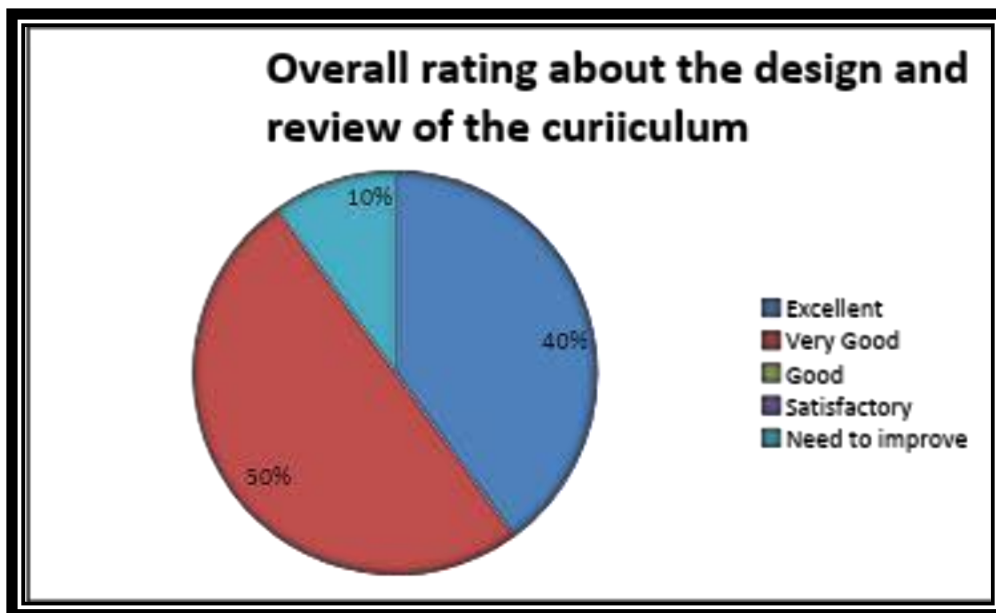
StudentFeedbackOnCurriculum2023-2024

ACDS



Analysis: From the above analysis the largest segment of respondents 50% rated the curriculum as “Very Good.” while a significant portion 30% of people find the curriculum to be well-structured and appropriate for their needs.

8. Your overall rating about the design and review of the curriculum.

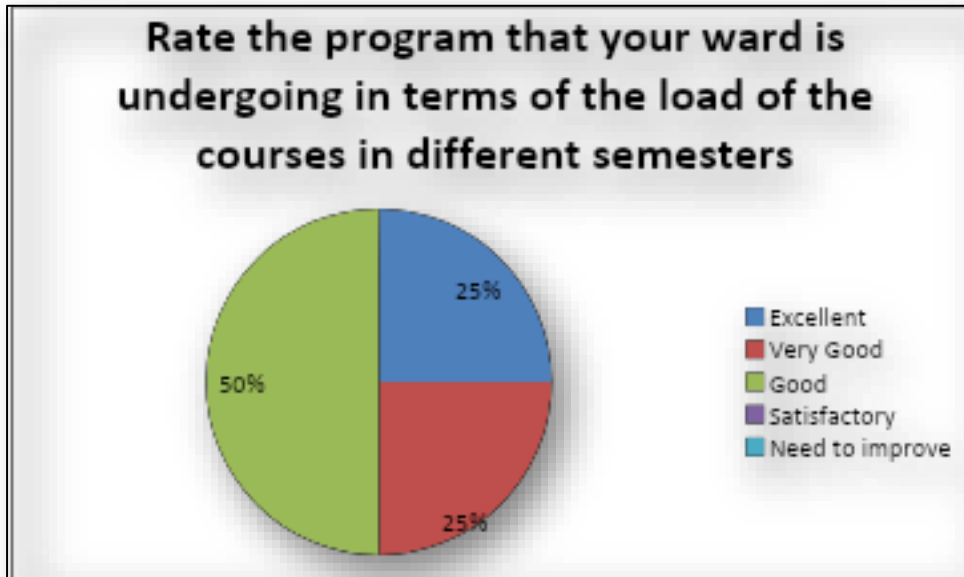


Analysis: From the above analysis the majority of the students (50%) rated the design and review of the curriculum as “Very Good,” while a significant portion (40%) also rating it as “Excellent”.

StudentFeedbackOnCurriculum2023-2024

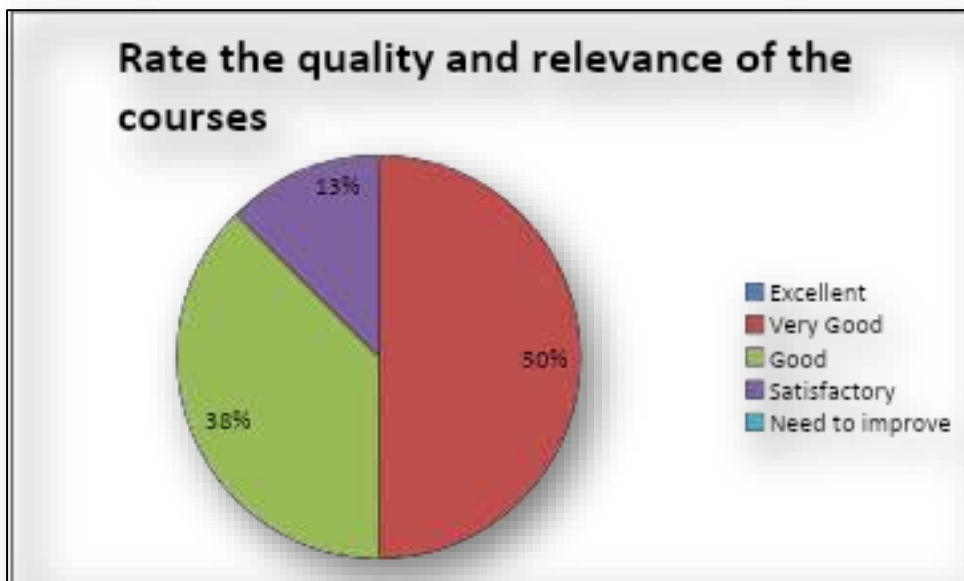
NCDS

1. How do you rate the program that your ward is undergoing in terms of the load of the courses in different semesters?



Analysis: From the above analysis, the majority of students (50%) rate the course load of the program as “good”, indicating a high level of satisfaction with the balance and distribution of courses across semesters. Additionally, 25% of students rate the course load as “Excellent and good”, showing overall well-affectedness.

2. How do you rate the quality and relevance of the courses?

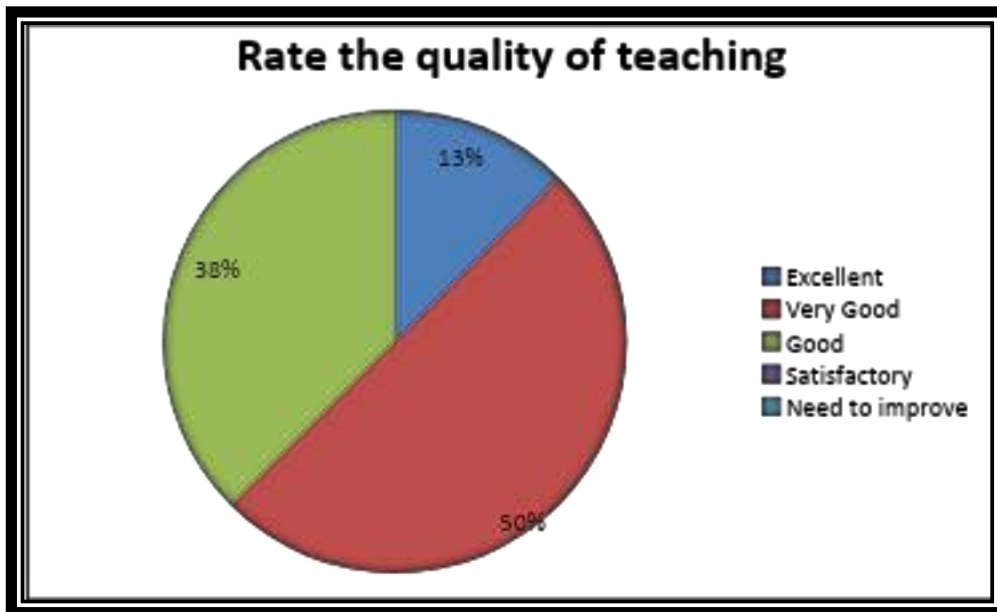


Analysis: From the above analysis the majority of the students 50% rate the quality and relevance of the courses as very good, 38% of students rate the good, showing overall the quality and relevance of the courses are generally well received.”

StudentFeedbackOnCurriculum2023-2024

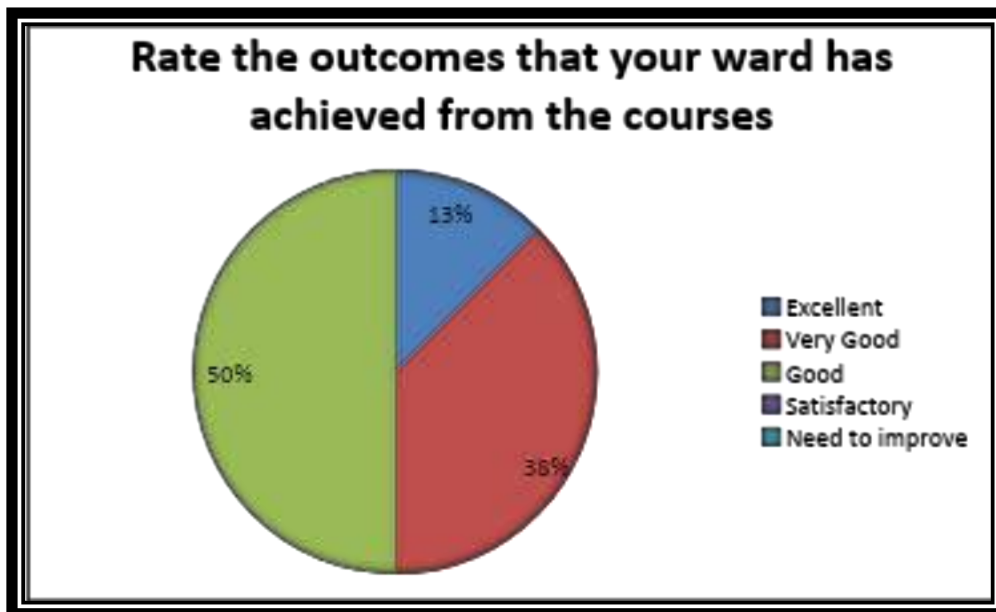
NCDS

3. How do you rate the quality of teaching?



Analysis :From the above analysis is the majority of the students 50% rate the quality of teaching as very good, indicating high satisfaction with the teaching effectiveness.

4. How do you rate the outcomes that your ward has achieved from the courses?

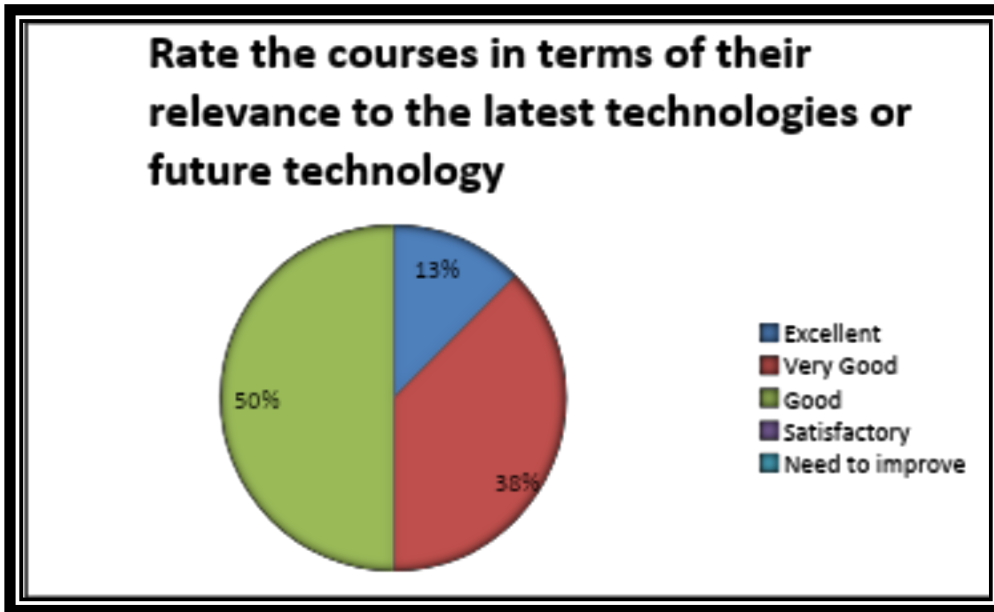


Analysis:From the above analysis the majority of the students (50%) rate the outcomes achieved by their wards from the courses as "Good", while an additional 38% consider them "Very Good".

5. How do you rate the courses in terms of their relevance to the latest technologies or future technology?

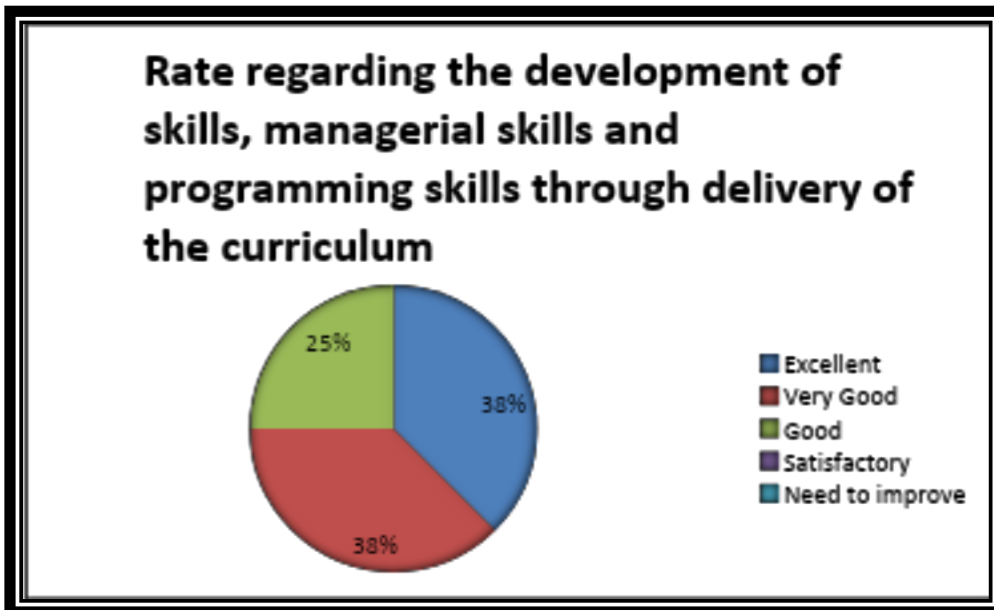
StudentFeedbackOnCurriculum2023-2024

NCDS



Analysis: From the above analysis the majority of the students (50%) rate the courses as good in terms of relevance to the latest technologies or future technologies, with 38% rating it as "Very Good".

6. How do you rate regarding the development of skills, managerial skills and programming skills through delivery of the curriculum?

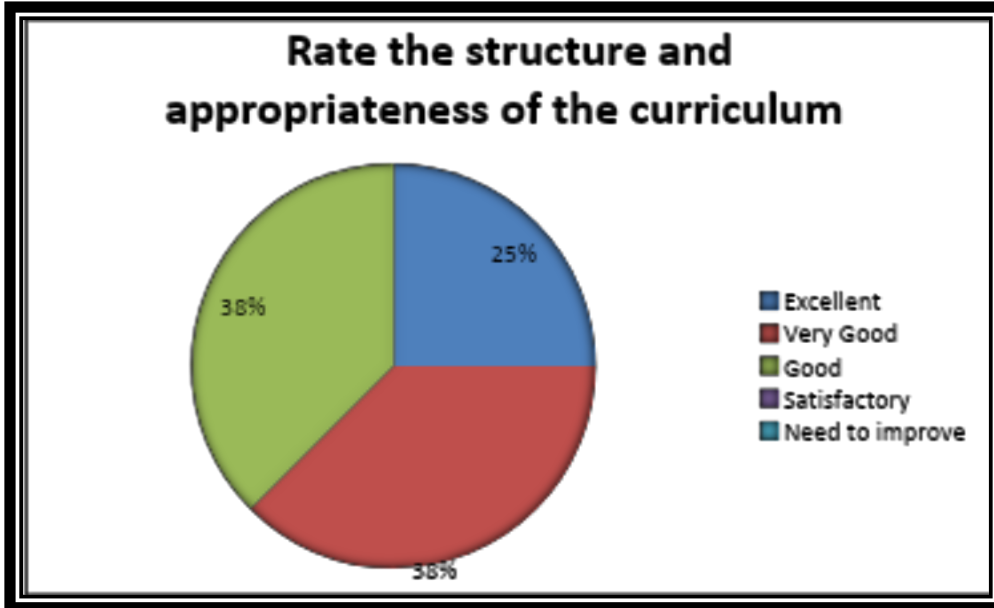


Analysis From the above analysis is the majority of the students (38%) rate regarding the development of skills, managerial skills and programming a skill through delivery of the curriculum is help the students to meet professional goals, with 37% rating it as "Excellent".

StudentFeedbackOnCurriculum2023-2024

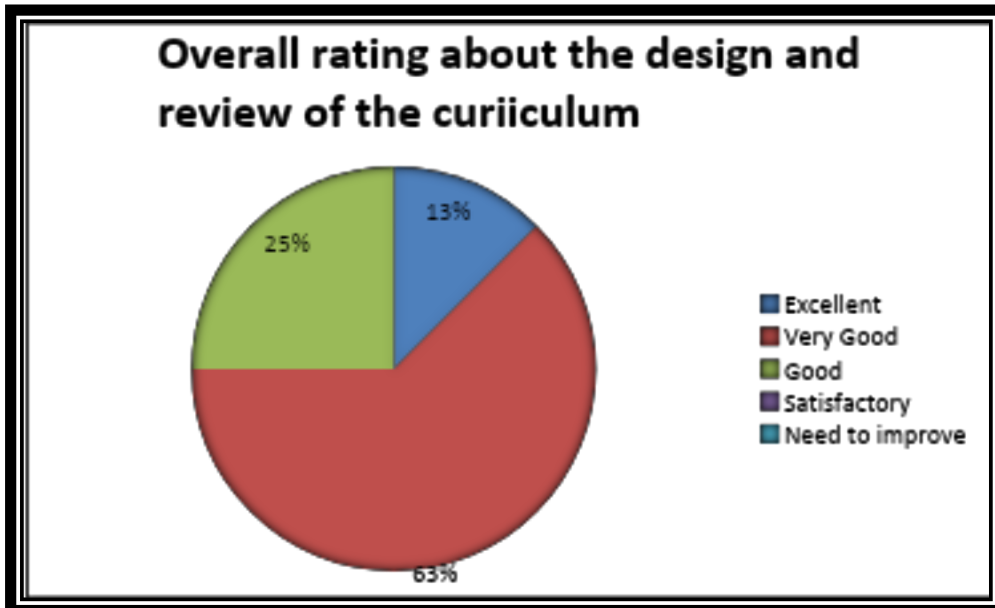
NCDS

7. How well the structure and appropriateness of the curriculum is?



Analysis: From the above analysis, the largest segment of respondents (38%) rated the curriculum as "Good," while a significant portion (37%) of people find the curriculum to be well-structured and appropriate for their needs.

8. Your overall rating about the design and review of the curriculum.

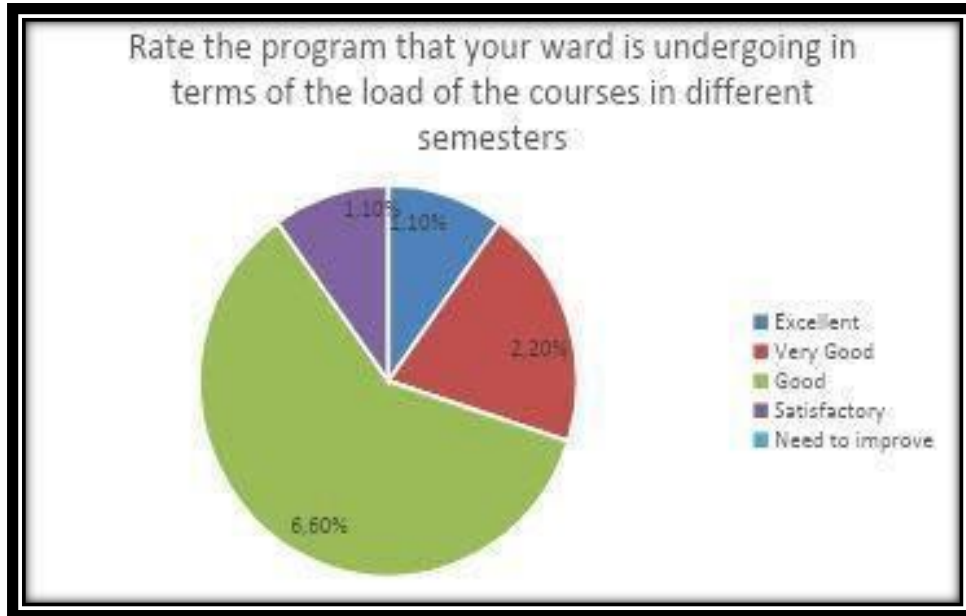


Analysis: From the above analysis, the majority of the students (63%) rated the design and review of the curriculum as "Very Good," while a significant portion (25%) also rated it as "Good."

StudentFeedbackOnCurriculum2023-2024

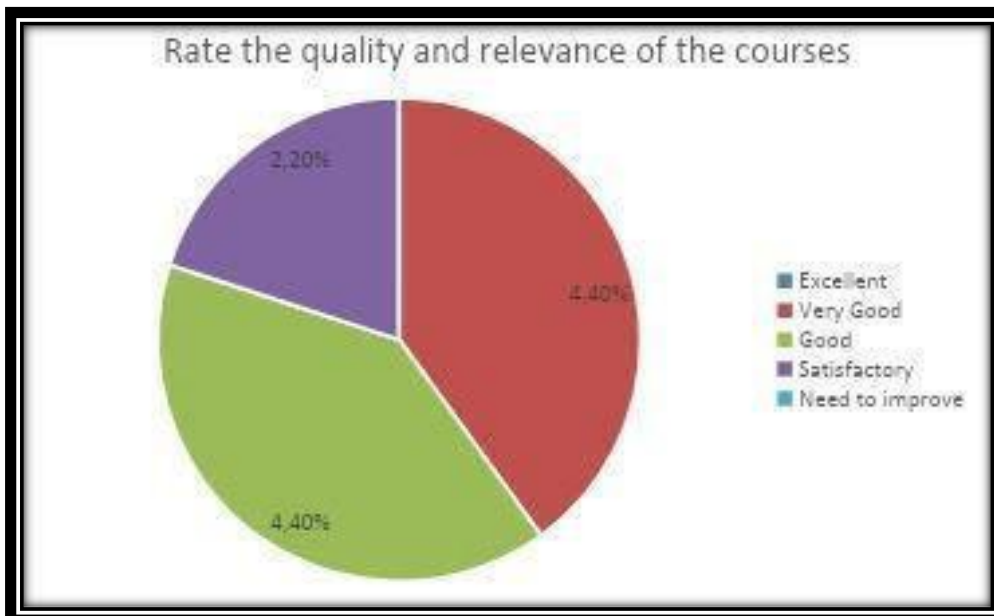
DCDS

1. How do you rate the program that your ward is undergoing in terms of the load of the courses in different semesters?



Analysis: From the above analysis, the majority of students (60%) rate the course load of the program as "good", indicating a high level of satisfaction with the balance and distribution of courses across semesters. Additionally, 20% of students rate the course load as "Very Good", showing overall well-affectedness.

2. How do you rate the quality and relevance of the courses?

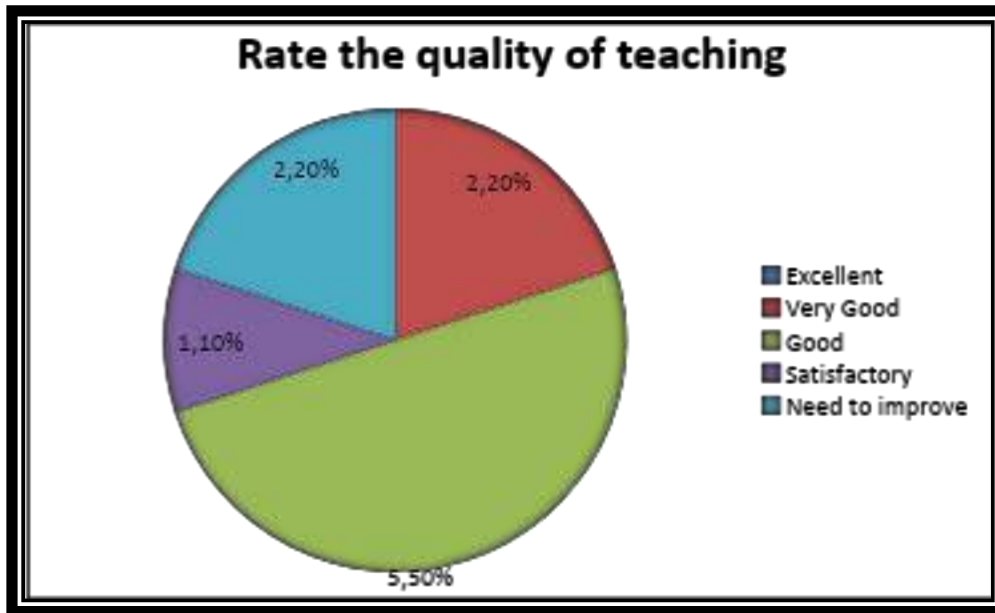


Analysis: From the above analysis, the majority of the students 40% rate the quality and relevance of the courses as very good and good, 20% of students rate the satisfactory, showing overall the quality and relevance of the courses are generally well received."

3. How do you rate the quality of teaching?

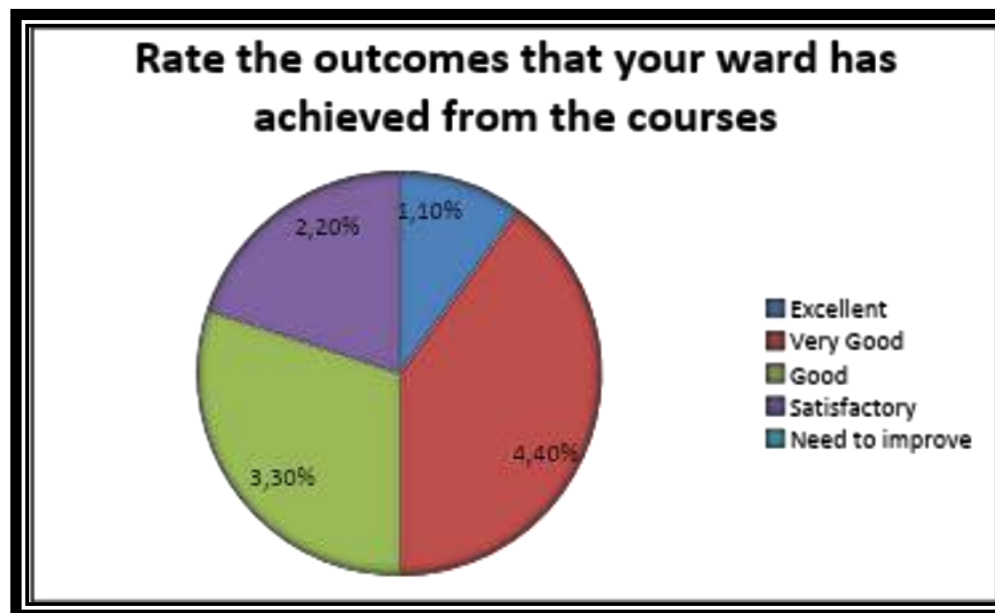
StudentFeedbackOnCurriculum2023-2024

DCDS



Analysis: From the above analysis the majority of the students 50% rate the quality of teaching as Good, indicating high satisfaction with the teaching effectiveness.

4. How do you rate the outcomes that your ward has achieved from the courses?

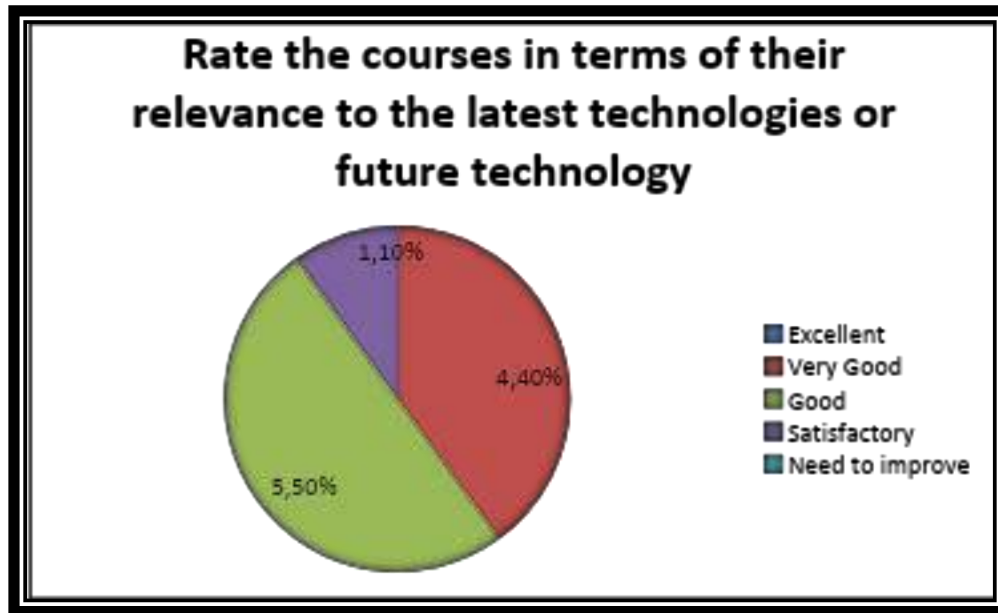


Analysis: From the above analysis the majority of the students (40%) rate the outcomes achieved by their wards from the courses as "Very Good", while an additional 30% consider them "Good".

5. How do you rate the courses in terms of their relevance to the latest technologies or future technology?

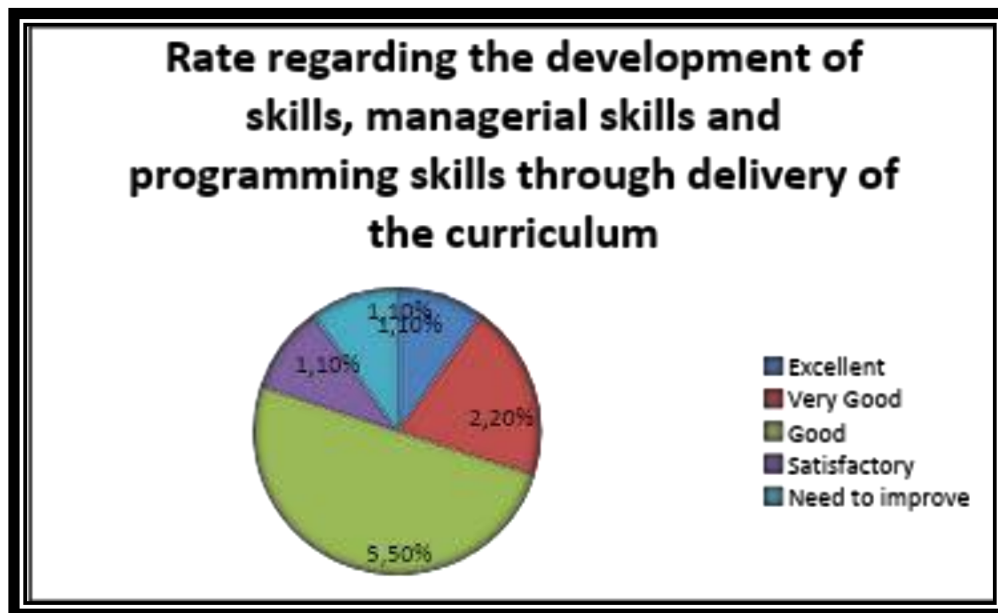
StudentFeedbackOnCurriculum2023-2024

DCDS



Analysis: From the above analysis the majority of the students (50%) rate the courses as Good in terms of relevance to the latest technologies or future technologies, with 40% rating it as "Very Good".

6. How do you rate regarding the development of skills, managerial skills and programming skills through delivery of the curriculum?



Analysis: From the above analysis the majority of the students (50%) rate regarding the development of skills, managerial skills and programming skills through delivery of the curriculum is Good, with 20% rating it as "Very Good".

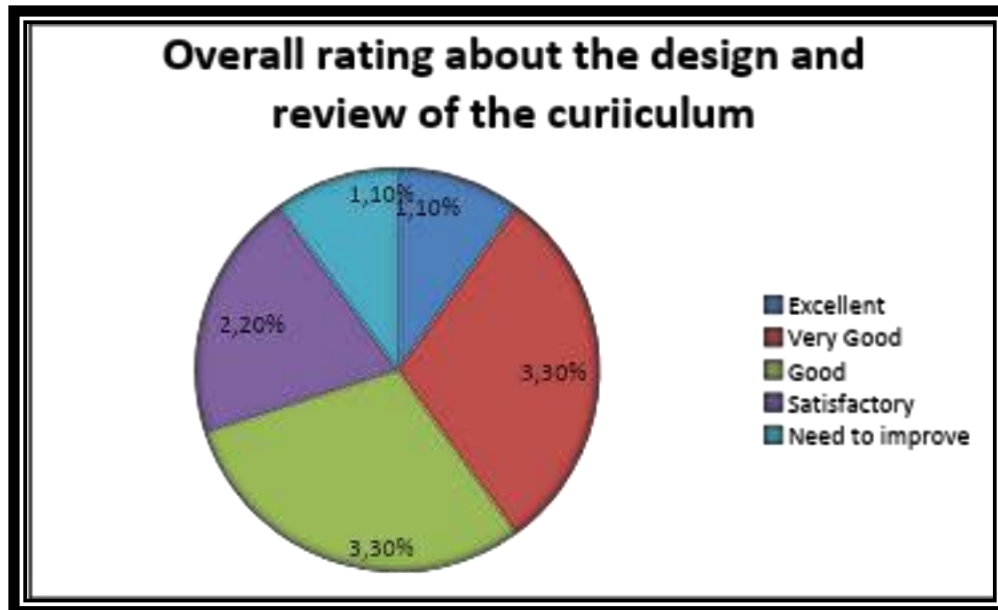
7. How well the structure and appropriateness of the curriculum is?

StudentFeedbackOnCurriculum2023-2024

DCDS

Analysis: From the above analysis the largest segment of respondents 50% rated the curriculum as "Good." while a significant portion 20% of people find the curriculum to be well-structured and appropriate for their needs.

8. Your overall rating about the design and review of the curriculum.

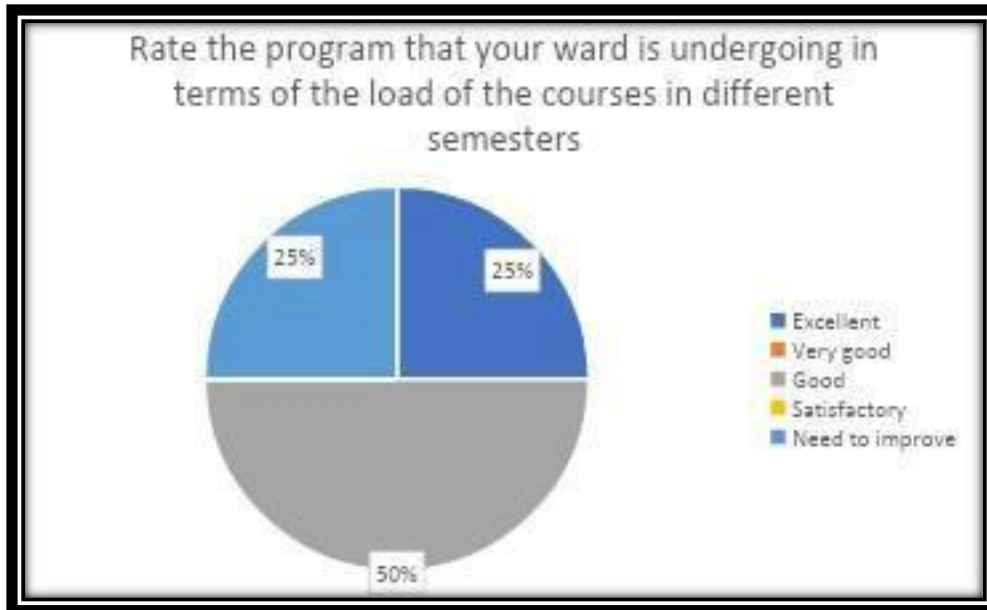


Analysis:: From the above analysis the majority of the students (30%) rated the design and review of the curriculum as "Very Good and Good," while a significant portion (20%) also rating it as "satisfactory".

StudentFeedbackOnCurriculum2023-2024

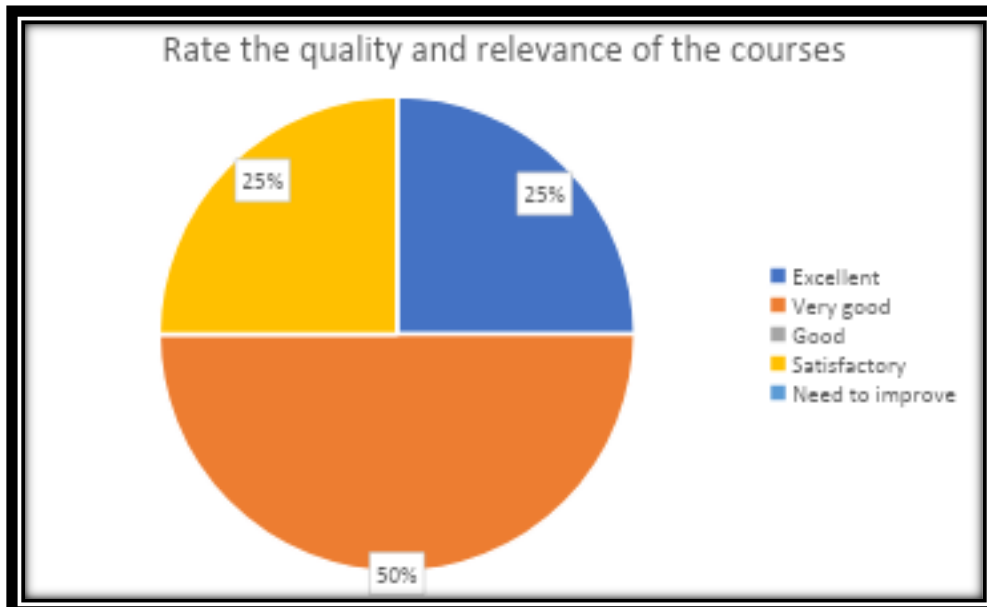
AMA

1. How do you rate the program that your ward is undergoing in terms of the load of the courses in different semesters?



Analysis: From the above analysis, the majority of students (50%) rate the course load of the program as "good", indicating a high level of satisfaction with the balance and distribution of courses across semesters. Additionally, 25% of students rate the course load as "Excellent", showing overall well-affectedness.

2. How do you rate the quality and relevance of the courses?

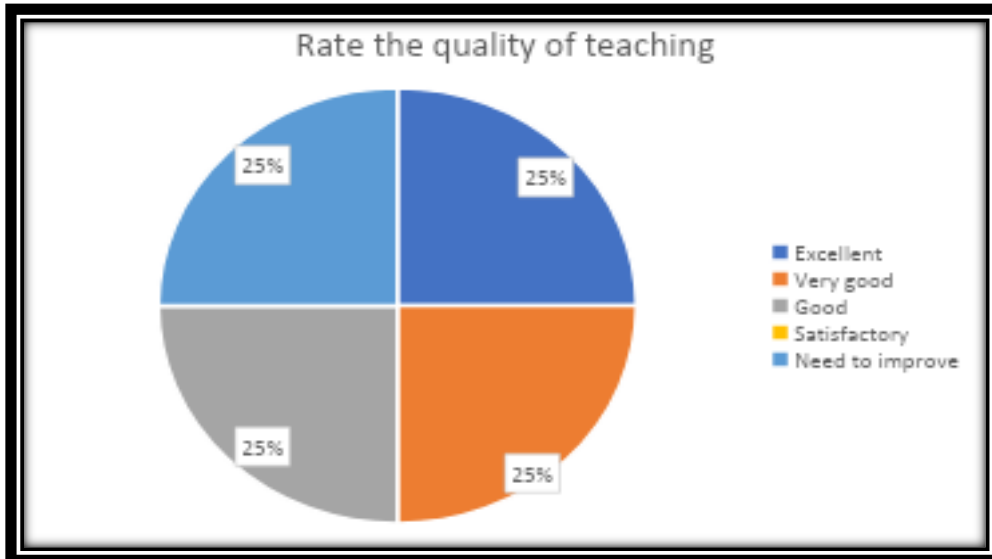


Analysis: From the above analysis the majority of the students 50% rate the quality and relevance of the courses as very good, 37% of students rate the good, showing overall the quality and relevance of the courses are generally well received."

StudentFeedbackOnCurriculum2023-2024

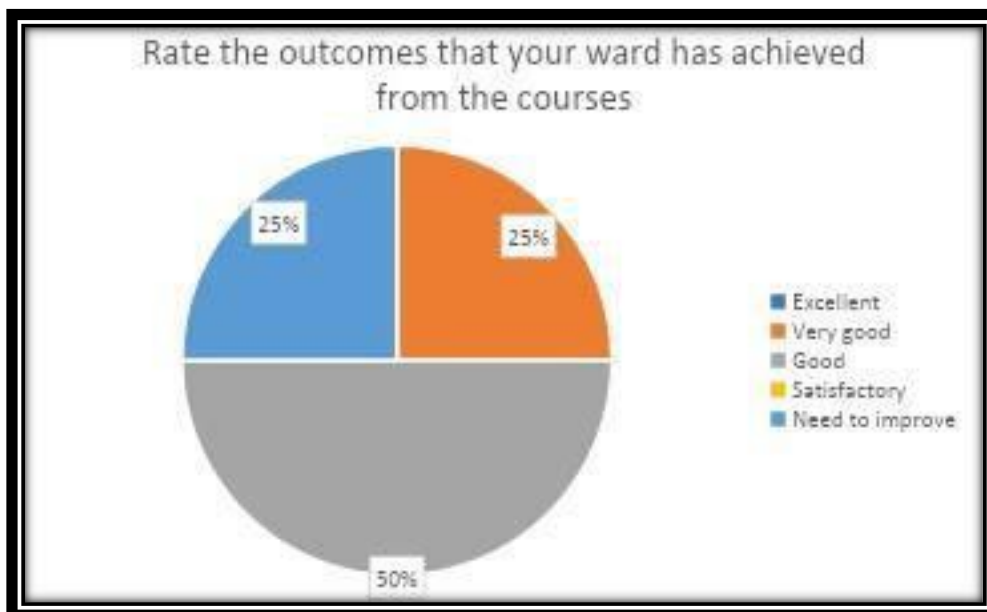
AMA

3. How do you rate the quality of teaching?



Analysis: From the above analysis, the majority of the students (50%) rate the quality of teaching as very good, indicating high satisfaction with the teaching effectiveness.

4. How do you rate the outcomes that your ward has achieved from the courses?

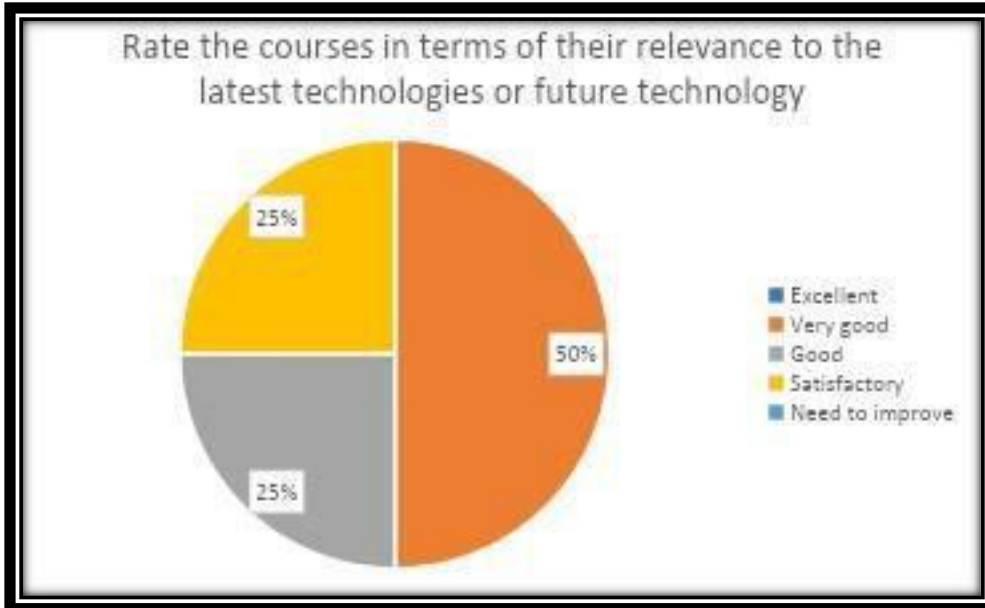


Analysis: From the above analysis, the majority of the students (50%) rate the outcomes achieved by their wards from the courses as "Good", while an additional 38% consider them "Very Good".

5. How do you rate the courses in terms of their relevance to the latest technologies or future technology?

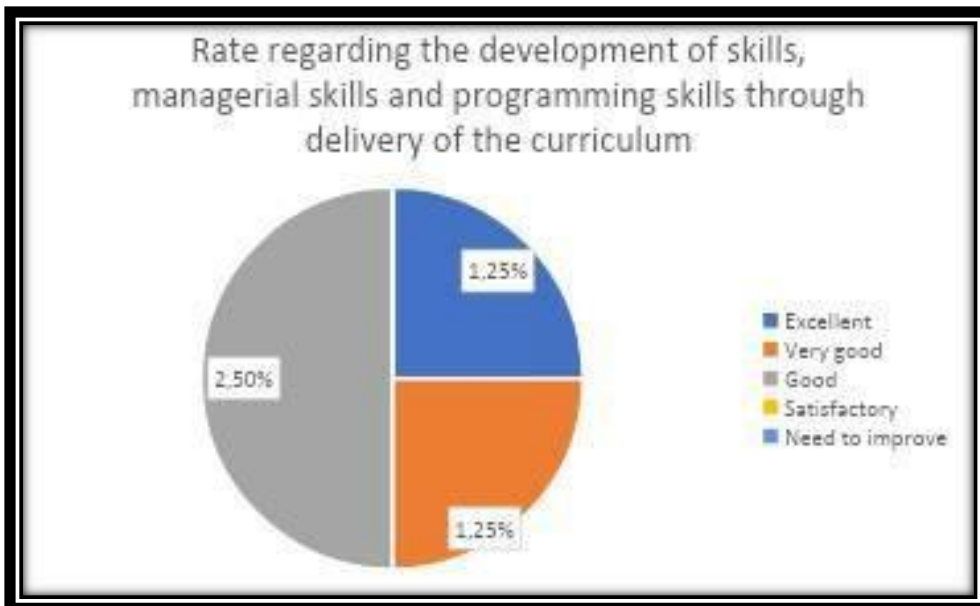
StudentFeedbackOnCurriculum2023-2024

AMA



Analysis From the above analysis the majority of the students (50%) rate the courses as good in terms of relevance to the latest technologies or future technologies, with 38% rating it as "Very Good".

6. How do you rate regarding the development of skills, managerial skills and programming skills through delivery of the curriculum?

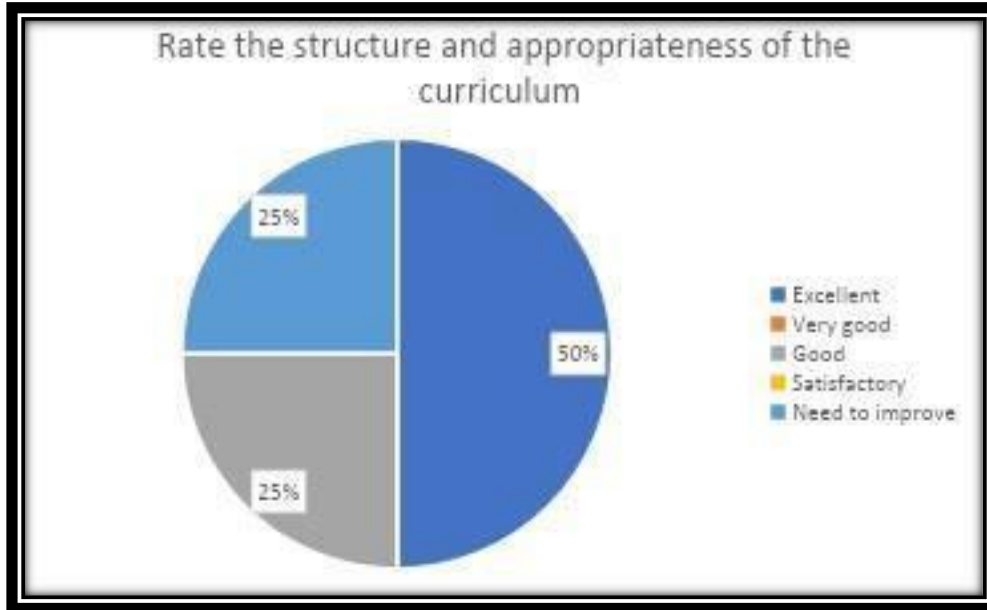


StudentFeedbackOnCurriculum2023-2024

AMA

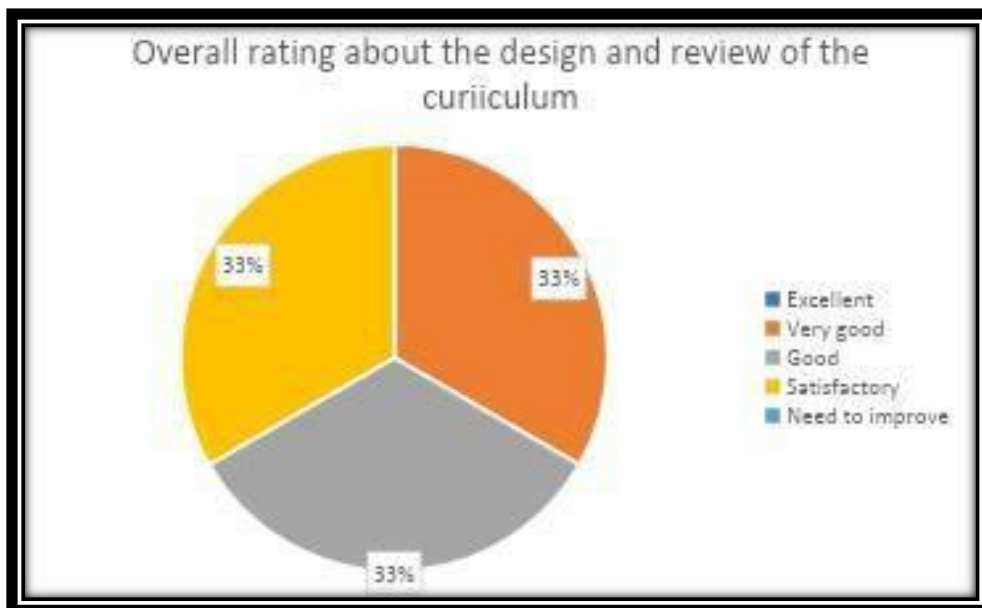
Analysis:From the above analysis themajority of the students (38%)rate regarding the development of skills,managerial skills and programming a skill through delivery of the curriculum is helpthe students tomeet professional goals,with37%ratingit as“Excellent”.

7. How well the structure and appropriateness ofthe curriculum is?



Analysis:From theabove analysis the largest segment of respondents50%ratedthe curriculumas“Excellent.”whilea significant portion25%of people find thecurriculumtobe well-structured and appropriate fortheirneeds.

8. Your overall rating about the design and review of the curriculum.



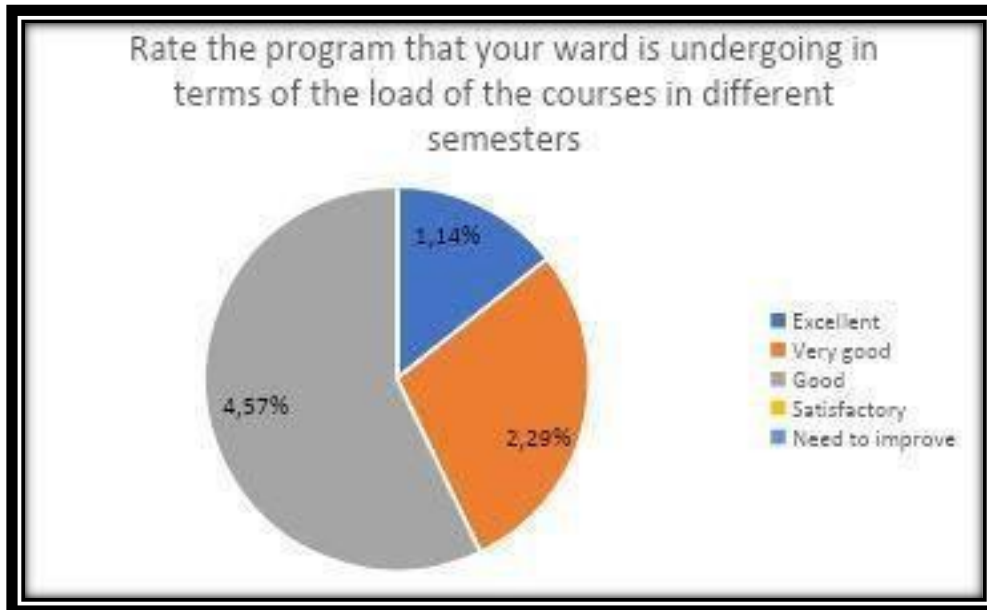
StudentFeedbackOnCurriculum2023-2024

NMA

AMA

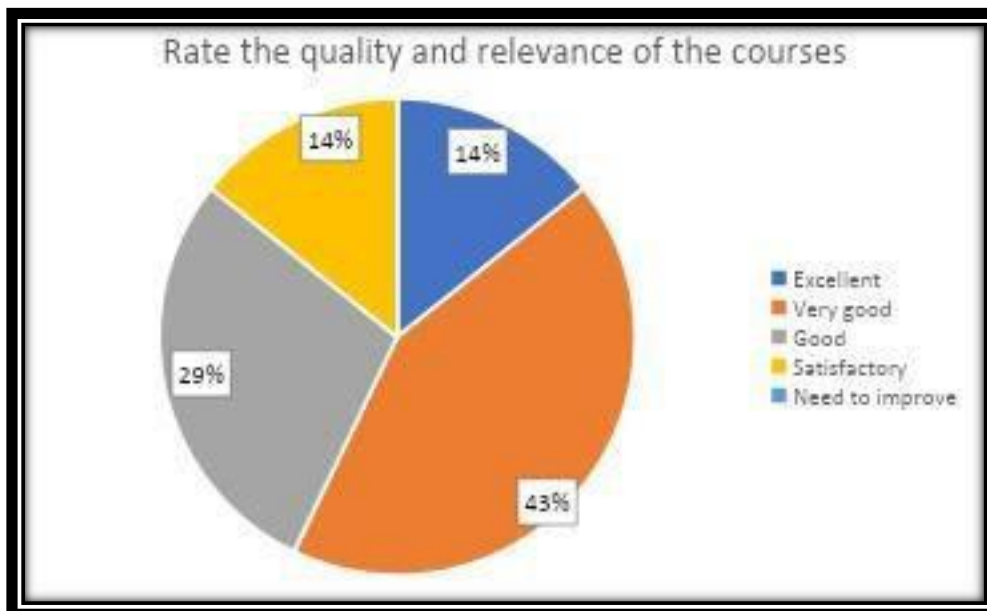
Analysis:From the above analysis the majority of the students(34%) rated the design and review of the curriculum as “Very Good,” while a significant portion(33%) also rating it as “Good”.

1. How do you rate the program that your ward is undergoing in terms of the load of the courses in different semesters?



Analysis:From the above analysis, the majority of students (57%) rate the course load of the program as “good”, indicating a high level of satisfaction with the balance and distribution of courses across semesters. Additionally, 29% of students rate the course load as “Very good”, showing overall well-affectedness.

2. How do you rate the quality and relevance of the courses?

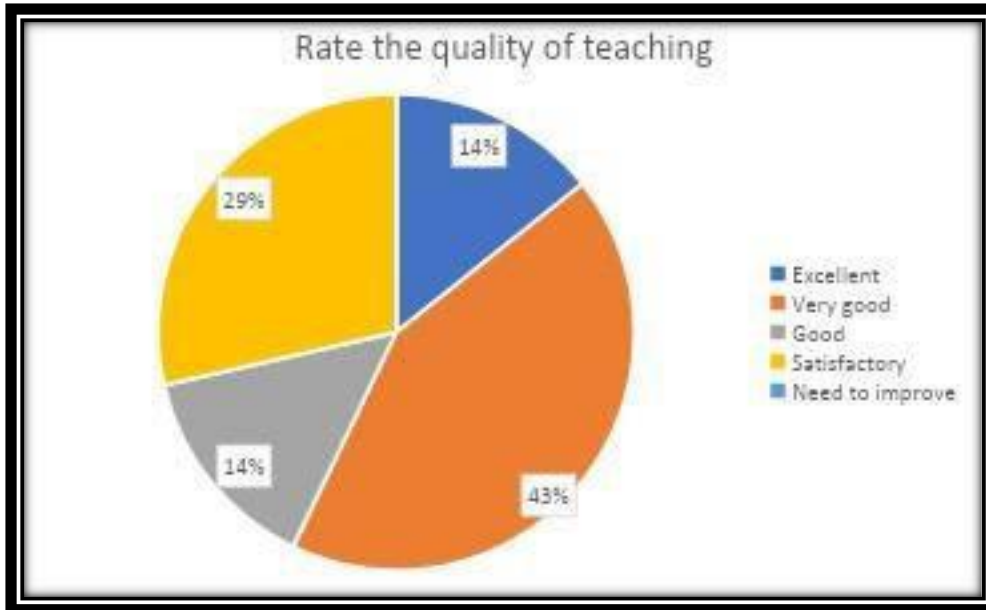


Analysis From the above analysis the majority of the students 43% rate the quality and relevance of the courses as very good, 29% of students rate the good, showing overall the quality and relevance of the courses are generally well received.”

StudentFeedbackOnCurriculum2023-2024

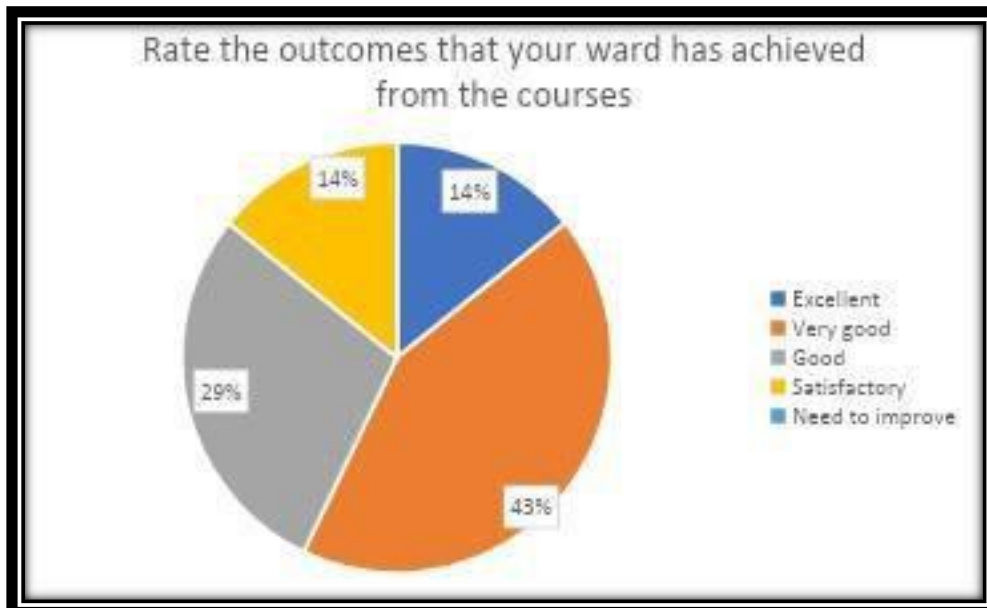
NMA

3. How do you rate the quality of teaching?



Analysis: From the above analysis the majority of the students 43% rate the quality of teaching as very good, indicating high satisfaction with the teaching effectiveness.

4. How do you rate the outcomes that your ward has achieved from the courses?

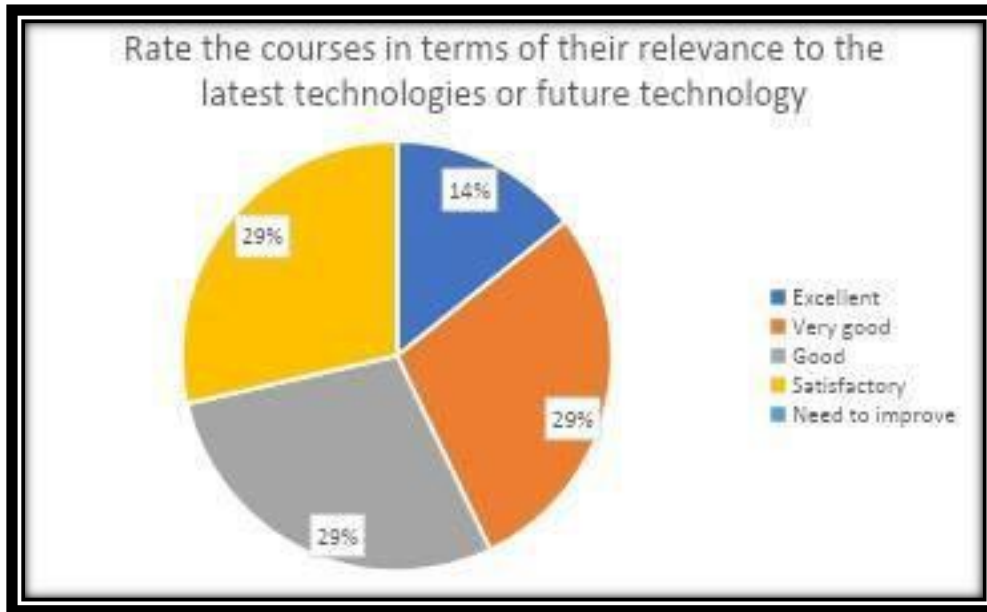


Analysis From the above analysis the majority of the students (43%) rate the outcomes achieved by their wards from the courses as "Very Good", while an additional 29% consider them "Good".

5. How do you rate the courses in terms of their relevance to the latest technologies or future technology?

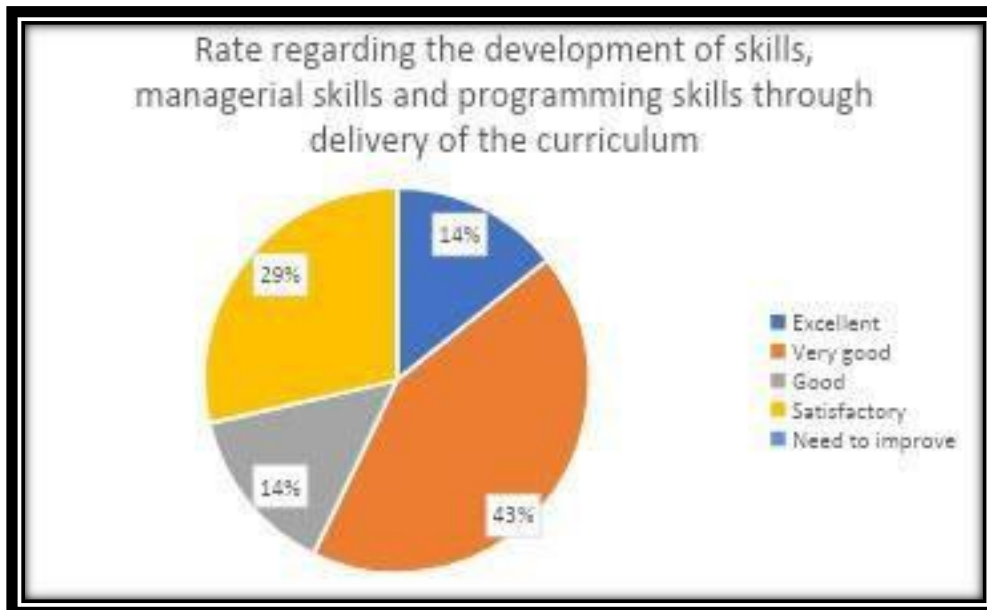
StudentFeedbackOnCurriculum2023-2024

NMA



Analysis: From the above analysis, the majority of the students (29%) rate the courses as good in terms of relevance to the latest technologies or future technologies, with 28% rating it as "Very Good".

6. How do you rate regarding the development of skills, managerial skills and programming skill through delivery of the curriculum?



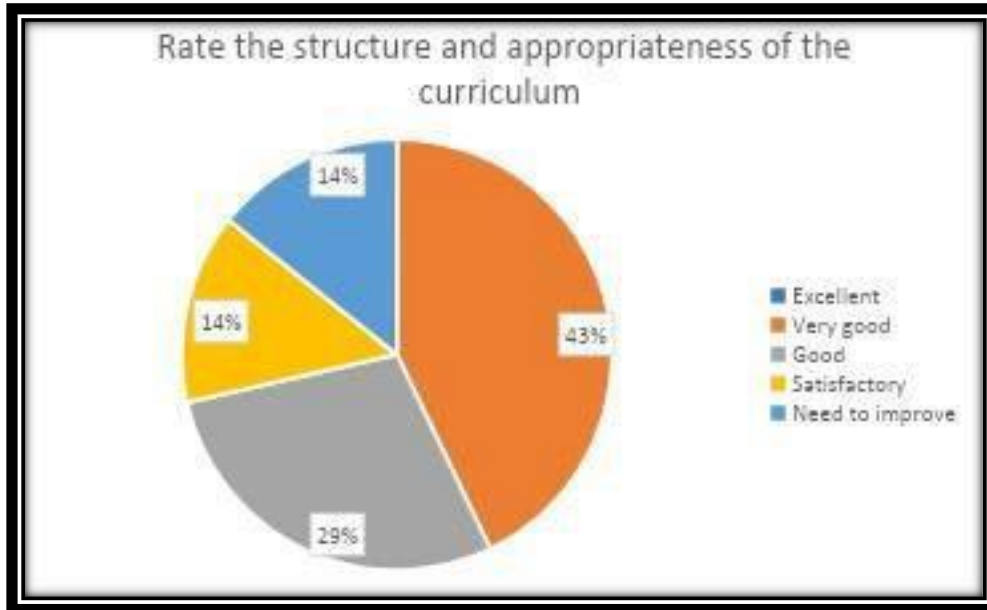
Analysis From the above analysis, the majority of the students (43%) rate regarding the development of skills, managerial skills and programming skill through delivery of the

StudentFeedbackOnCurriculum2023-2024

NMA

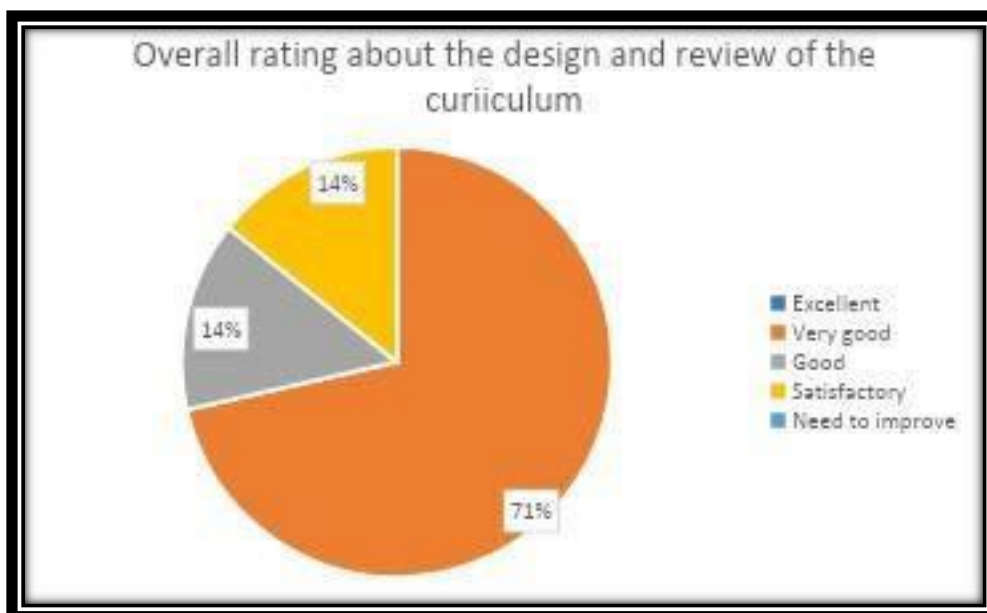
curriculum is help the student to meet professional goals, with 29% rating it as "Satisfactory".

7. How well the structure and appropriateness of the curriculum is?



Analysis: From the above analysis the largest segment of respondents 43% rated the curriculum as "Very Good," while a significant portion 29% of people find the curriculum to be well-structured and appropriate for their needs.

8. Your overall rating about the design and review of the curriculum.

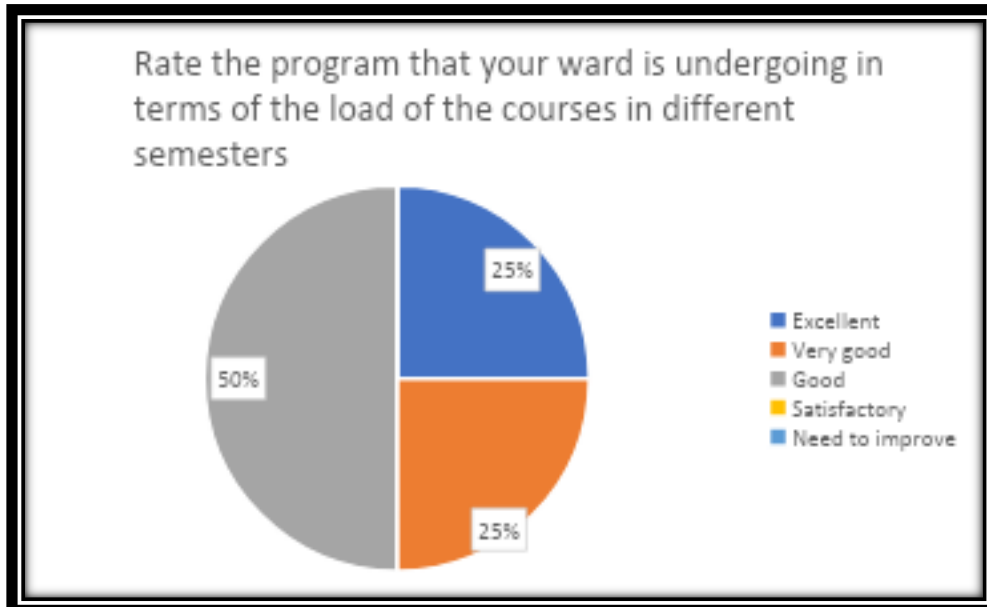


Analysis: From the above analysis the majority of the students (72%) rated the design and review of the curriculum as "Very Good," while a significant portion (14%) also rating it as "Good".

StudentFeedbackOnCurriculum2023-2024

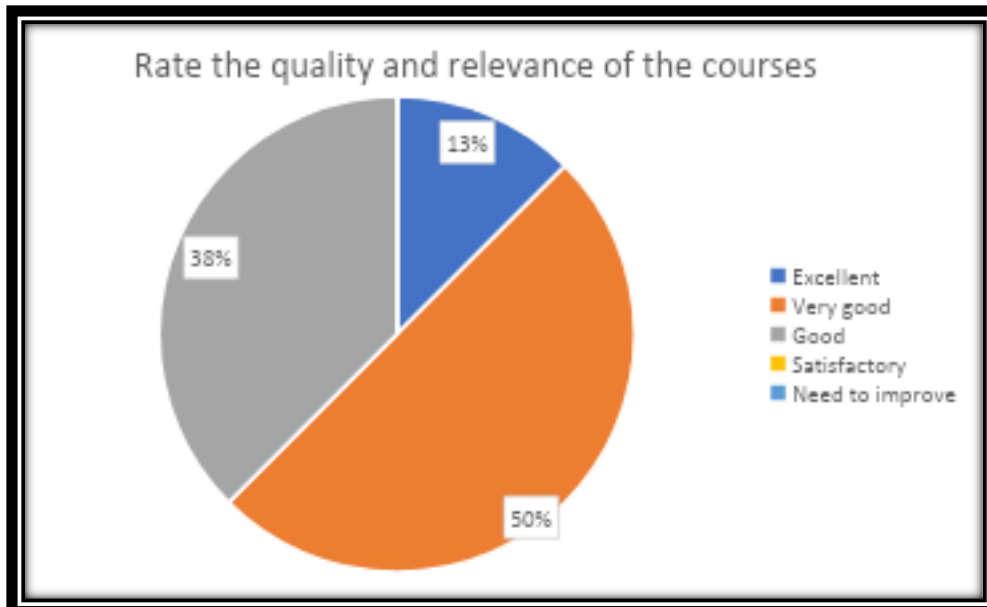
DMA

1. How do you rate the program that your ward is undergoing in terms of the load of the courses in different semesters?



Analysis: From the above analysis, the majority of students (50%) rate the course load of the program as "good", indicating a high level of satisfaction with the balance and distribution of courses across semesters. Additionally, 25% of students rate the course load as "Excellent and very good", showing overall well-affectedness.

2. How do you rate the quality and relevance of the courses?

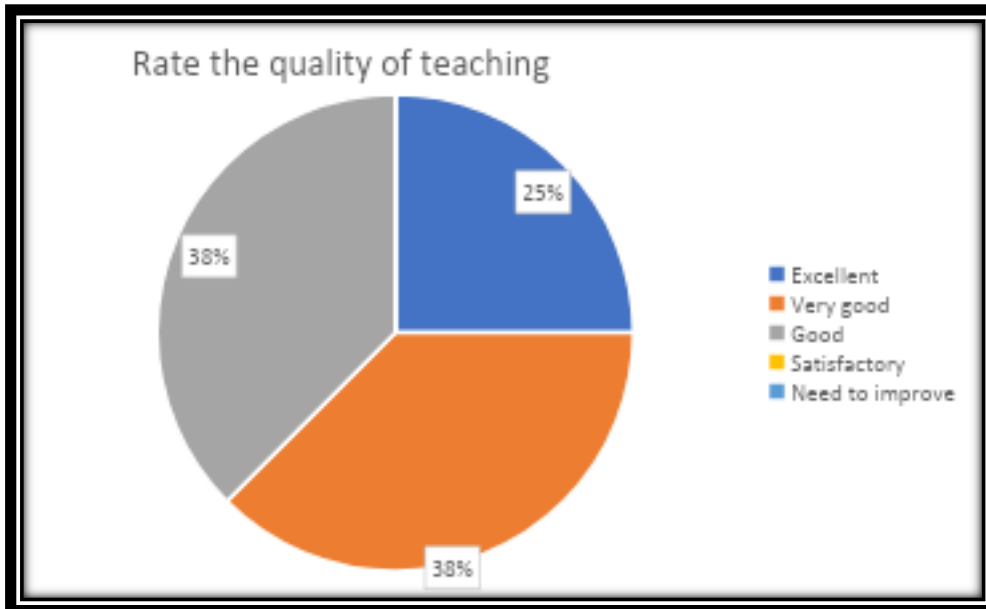


Analysis: From the above analysis, the majority of the students (50%) rate the quality and relevance of the courses as very good, 38% of students rate the good, showing overall the quality and relevance of the courses are generally well received."

3. How do you rate the quality of teaching?

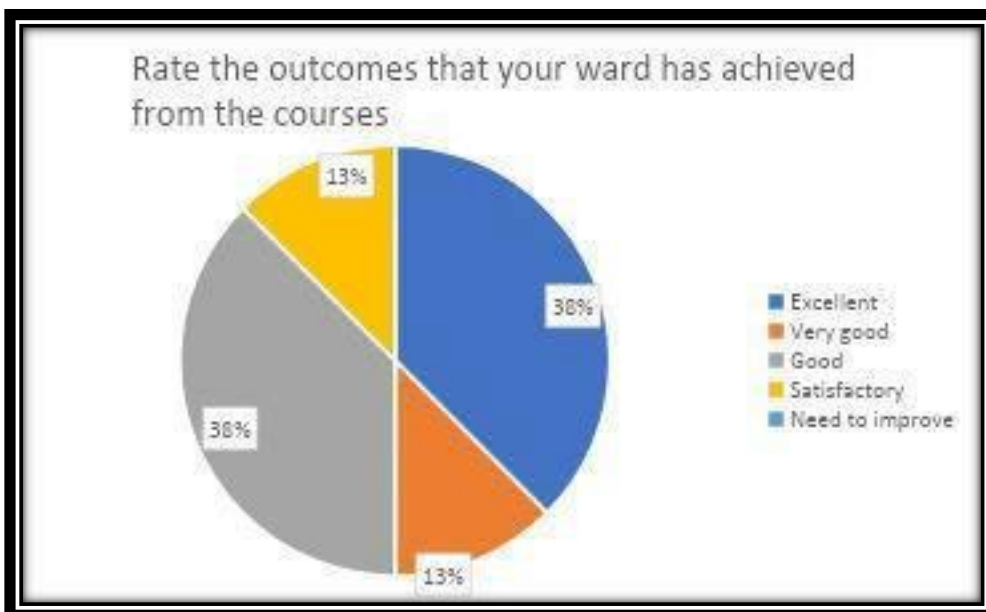
StudentFeedbackOnCurriculum2023-2024

DMA



Analysis: From the above analysis, the majority of the students (38%) rate the quality of teaching as good, indicating high satisfaction with the teaching effectiveness.

4. How do you rate the outcomes that your ward has achieved from the courses?

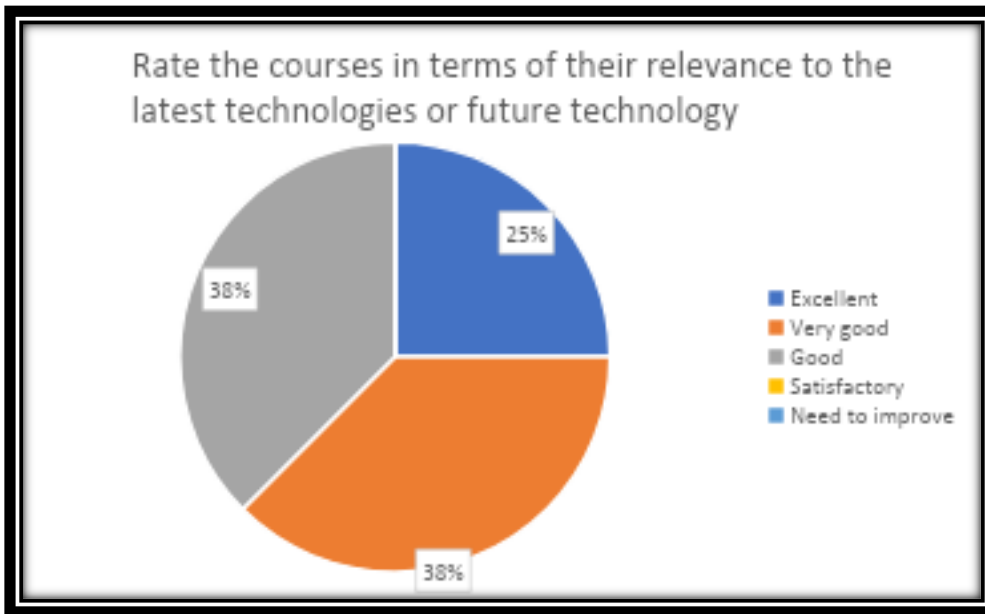


Analysis: From the above analysis, the majority of the students (38%) rate the outcomes achieved by their wards from the courses as "Good", while an additional 37% consider them "Excellent".

5. How do you rate the courses in terms of their relevance to the latest technologies or future technology?

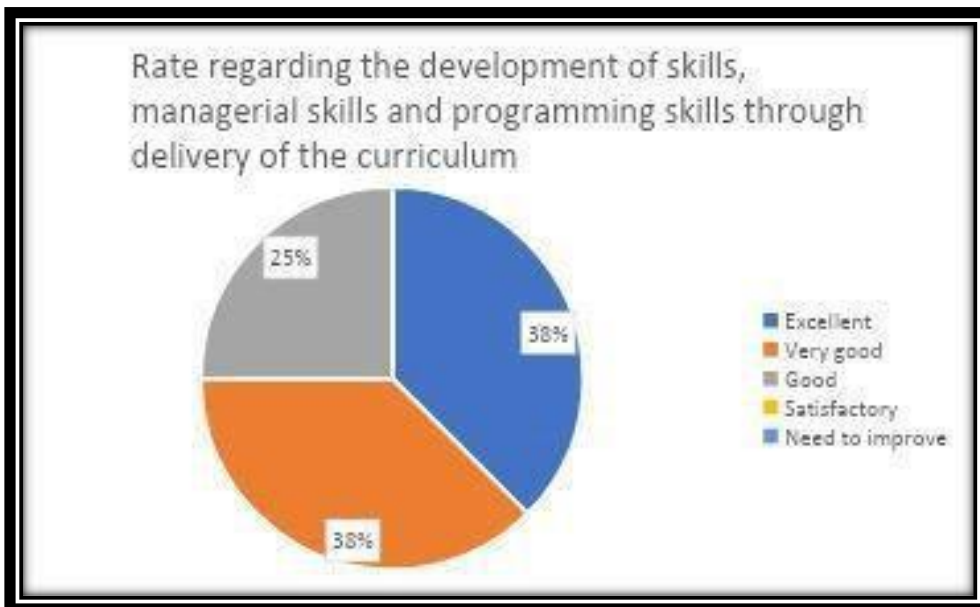
StudentFeedbackOnCurriculum2023-2024

DMA



Analysis: From the above analysis, the majority of the students (50%) rate the courses as good in terms of relevance to the latest technologies or future technologies, with 38% rating it as "Very Good".

6. How do you rate regarding the development of skills, managerial skills and programming skills through delivery of the curriculum?

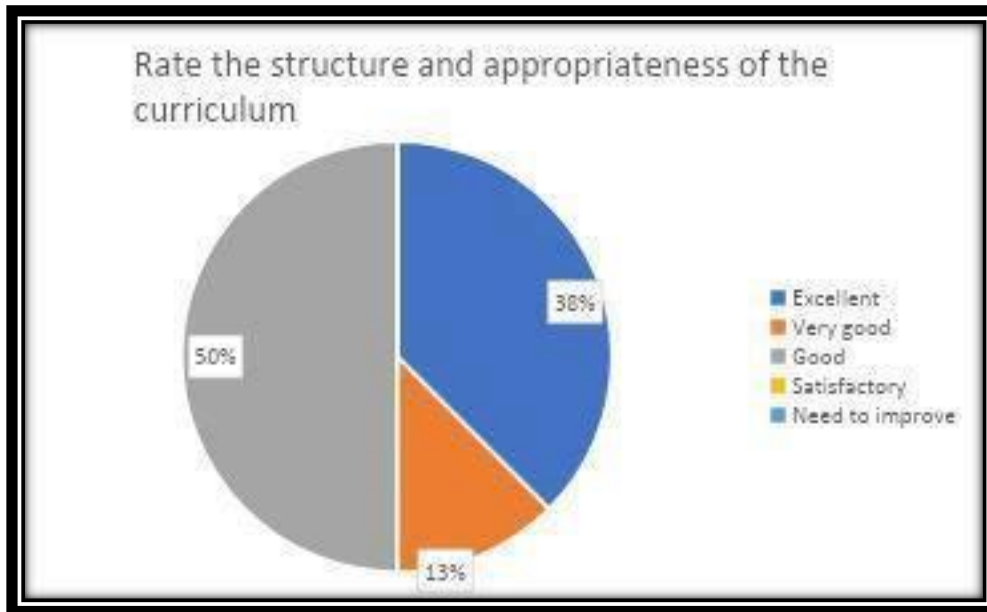


Student Feedback On Curriculum 2023-2024

DMA

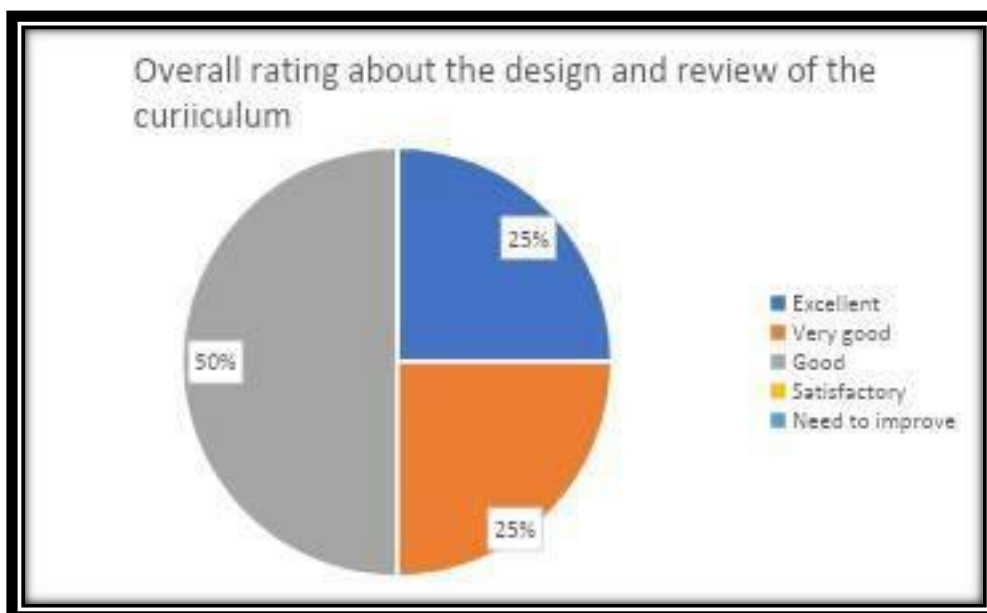
Analysis: From the above analysis the majority of the students (38%) rate regarding the development of skills, managerial skills and programming a skill through delivery of the curriculum is help the students to meet professional goals, with 37% rating it as "Excellent".

7. How well the structure and appropriateness of the curriculum is?



Analysis: From the above analysis the largest segment of respondents 50% rated the curriculum as "Good," while a significant portion 37% of people find the curriculum to be well-structured and appropriate for their needs.

8. Your overall rating about the design and review of the curriculum.

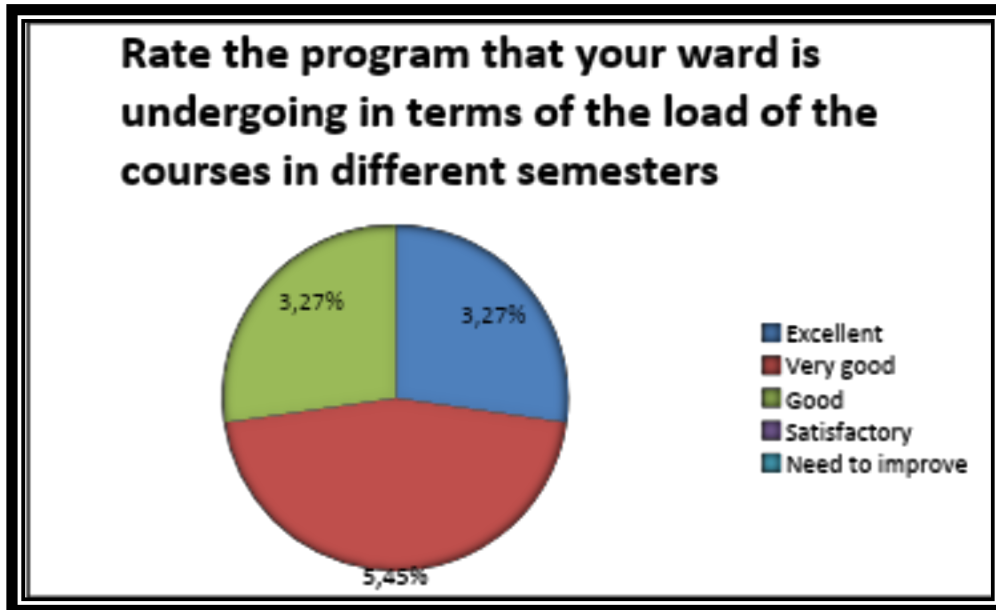


Analysis: From the above analysis the majority of the students (50%) rated the design and review of the curriculum as "Very Good," while a significant portion (25%) also rating it as "Excellent and Very Good".

StudentFeedbackOnCurriculum2023-2024

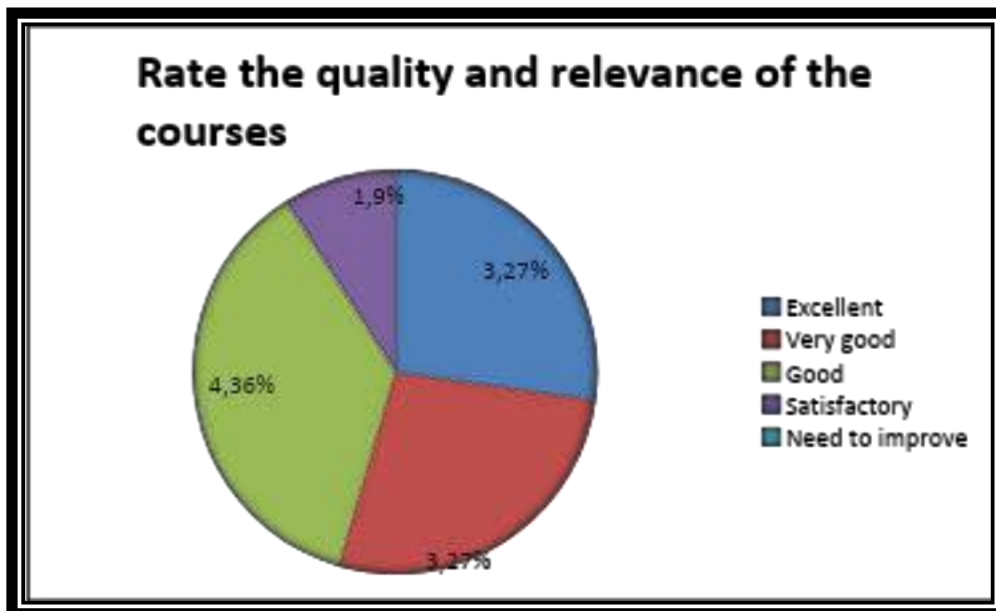
ABBA

1. How do you rate the program that your ward is undergoing in terms of the load of the courses in different semesters?



Analysis: From the above analysis, the majority of students (46%) rate the course load of the program as “very good”, indicating a high level of satisfaction with the balance and distribution of courses across semesters. Additionally, 27% of students rate the course load as “Excellent and Good”, showing overall well-affectedness.

2. How do you rate the quality and relevance of the courses?

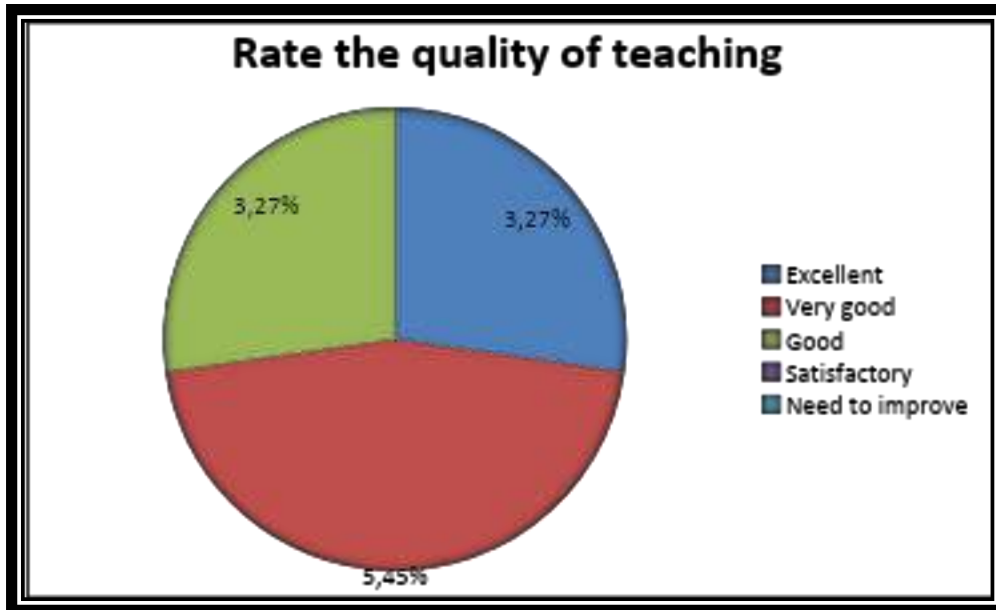


Analysis: From the above analysis, the majority of the students (37%) rate the quality and relevance of the courses as generally well-received, with 27% rating it as both “Very Good” and “Excellent.”

StudentFeedbackOnCurriculum2023-2024

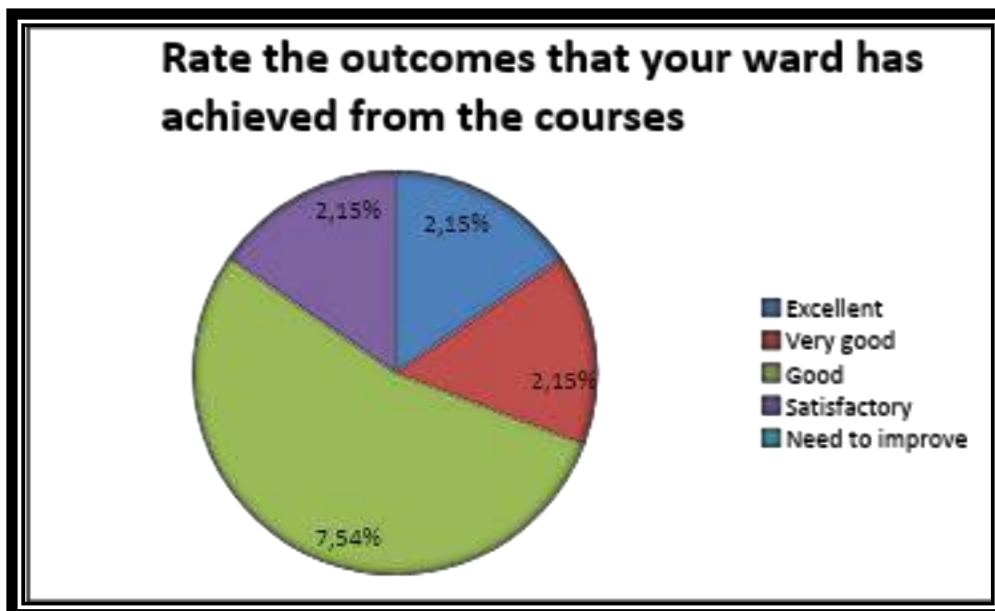
ABBA

3. How do you rate the quality of teaching?



Analysis: From the above analysis, the majority of the students (46%) rate the quality of teaching as Very good, indicating high satisfaction with the teaching effectiveness.

4. How do you rate the outcomes that your ward has achieved from the courses?

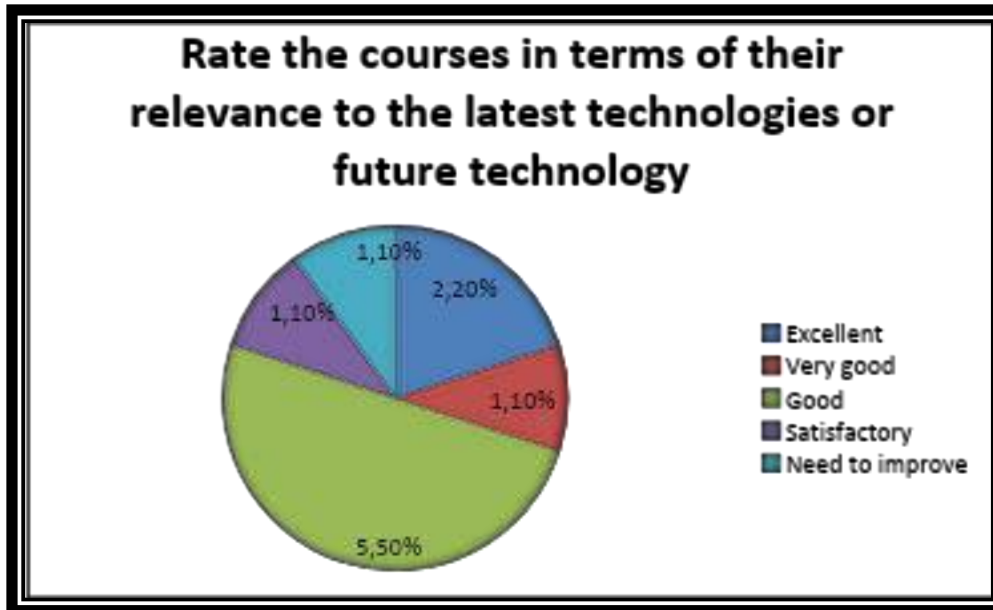


Analysis: From the above analysis, the majority of the students (54%) rate the outcomes achieved by their wards from the courses as "Good", while an additional 16% consider them "Excellent".

5. How do you rate the courses in terms of their relevance to the latest technologies or future technology?

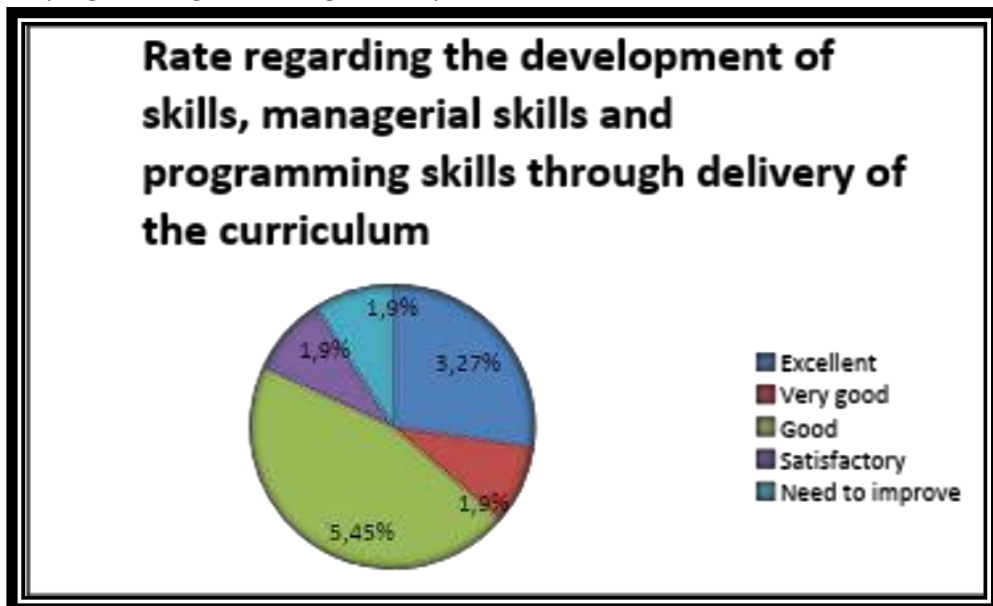
StudentFeedbackOnCurriculum2023-2024

ABBA



Analysis: From the above analysis, the majority of the students (50%) rate the courses as good in terms of relevance to the latest technologies or future technologies, with 20% rating it as "Excellent".

6. How do you rate regarding the development of skills, managerial skills and programming skills through delivery of the curriculum?

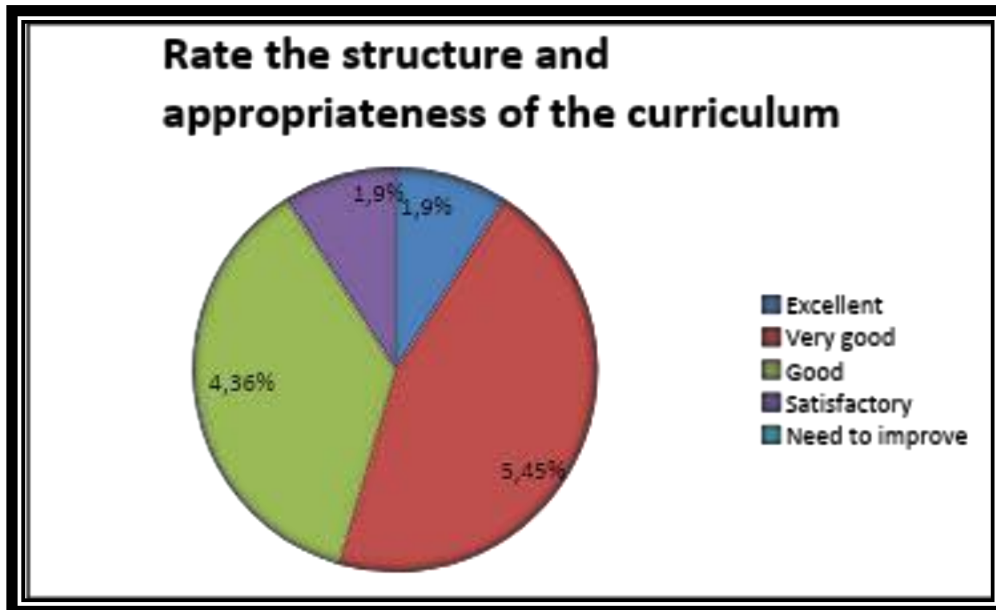


StudentFeedbackOnCurriculum2023-2024

ABBA

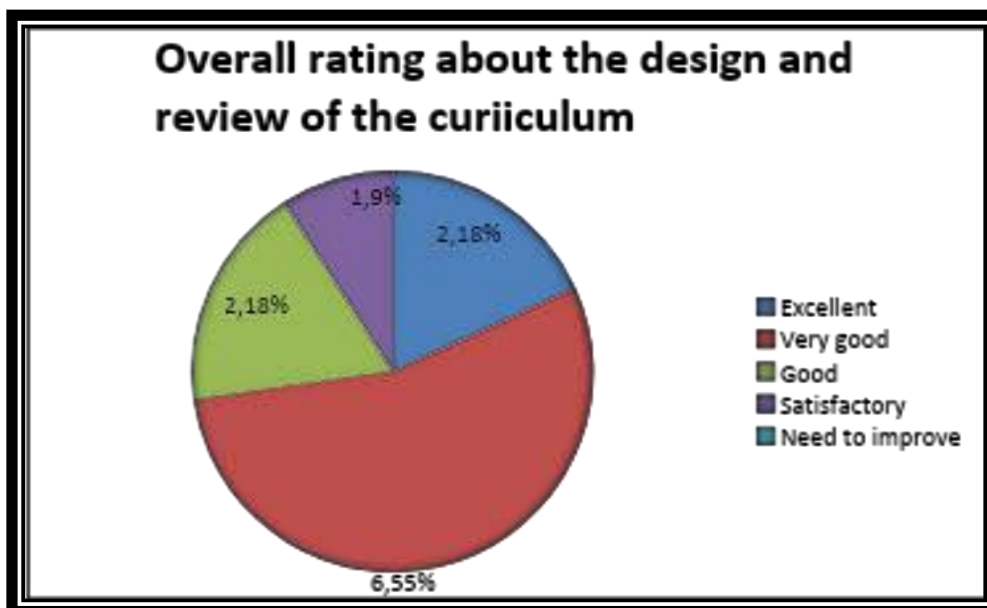
Analysis: From the above analysis the majority of the students (46%) rate regarding the development of skills, managerial skills and programming skills through delivery of the curriculum is help the student to meet professional goals, with 27% rating it as "Excellent".

7. How well the structure and appropriateness of the curriculum is?



Analysis: From the above analysis the largest segment of respondents 46% rated the curriculum as "Very Good." while a significant portion 36% of people find the curriculum to be well-structured and appropriate for their needs.

8. Your overall rating about the design and review of the curriculum.



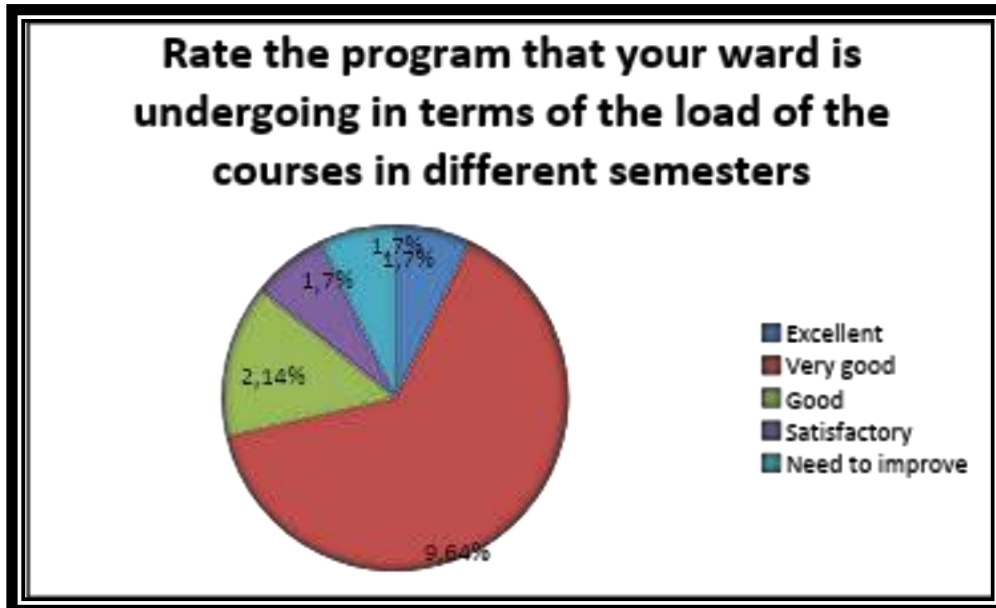
StudentFeedbackOnCurriculum2023-2024

NBBA

Analysis: From the above analysis the majority of the students(55%)rated the design and reviewof the curriculum as “Very Good,” while significant portion(18%)also rating it as both“Excellent and good”.

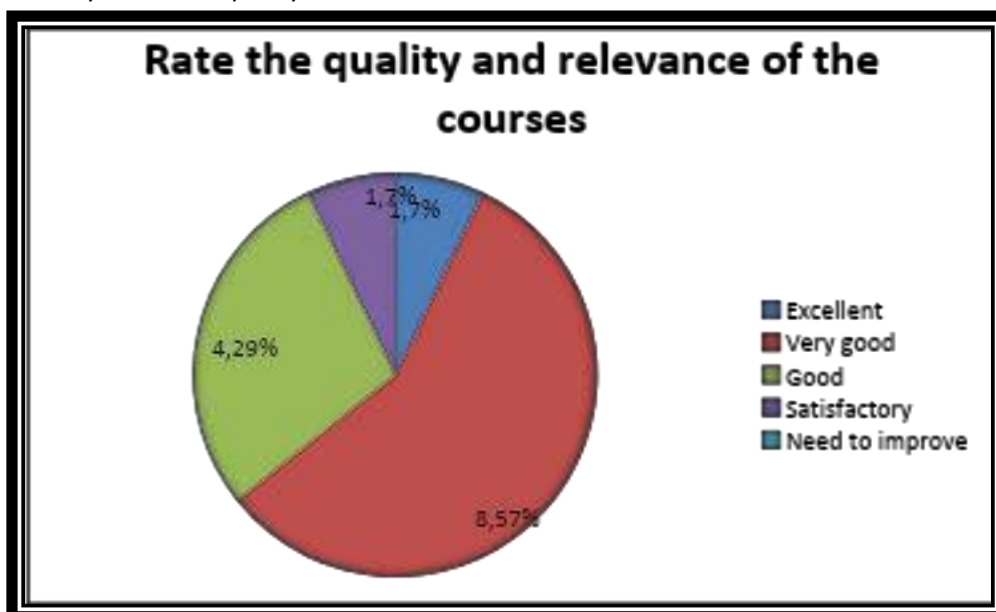
ABBA

1. Howdoyouratetheprogramthatyour wardis undergoing intermsofthe loadofthecoursesindifferentsemesters?



Analysis:From theaboveanalysis,themajorityofstudents (65%) ratethe courseloadoftheprogramas“verygood”, indicatingahighlevelof satisfaction withthe balance anddistributionof coursesacrosssemesters. Additionally,14% ofstudentsrate the courseload as“Good”,showing overall well-affectedness.

2. Howdoyouratethe quality and relevanceofthecourses?

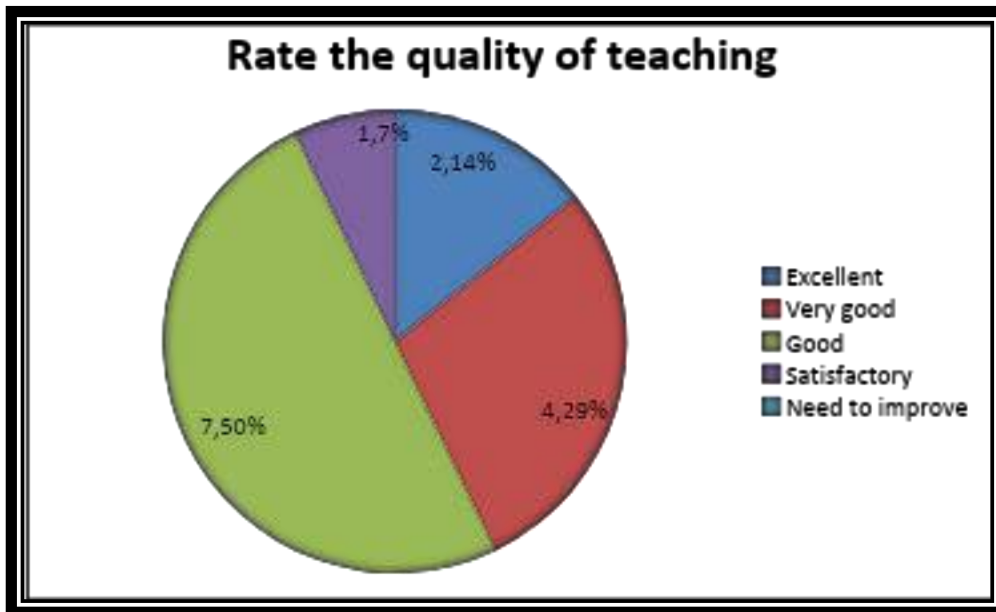


Analysis:From theaboveanalysis themajorityofthestudents 57%ratethe quality andrelevanceofthecoursesasvery good,29%ofstudentsratethe good,showingoverallthequalityand relevanceofthecourses aregenerally wellreceived.”

3. Howdoyouratethe quality ofteaching?

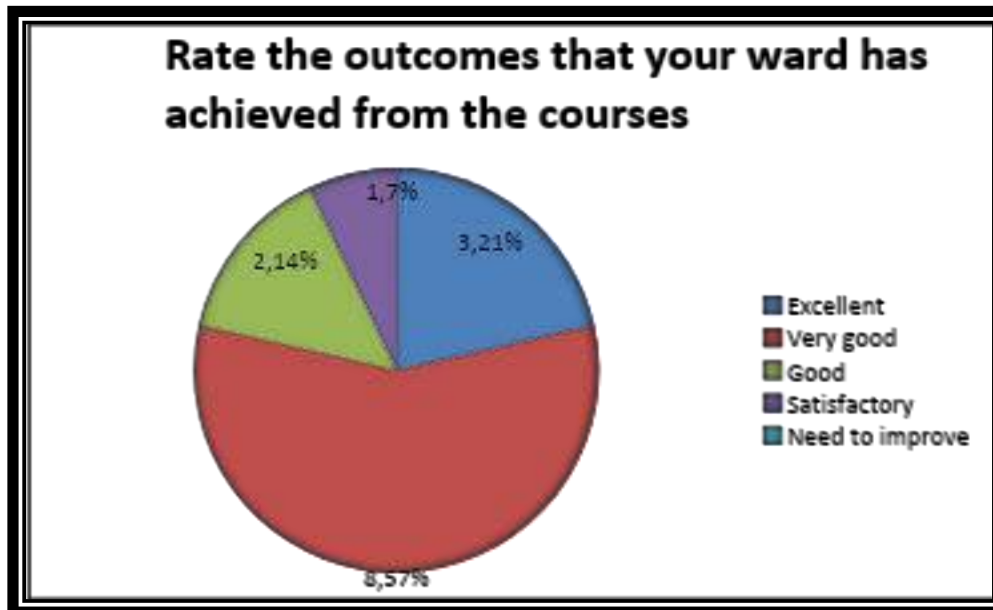
StudentFeedbackOnCurriculum2023-2024

NBBA



Analysis: From the above analysis, the majority of the students (50%) rate the quality of teaching as Good, indicating high satisfaction with the teaching effectiveness.

4. How do you rate the outcomes that your ward has achieved from the courses?

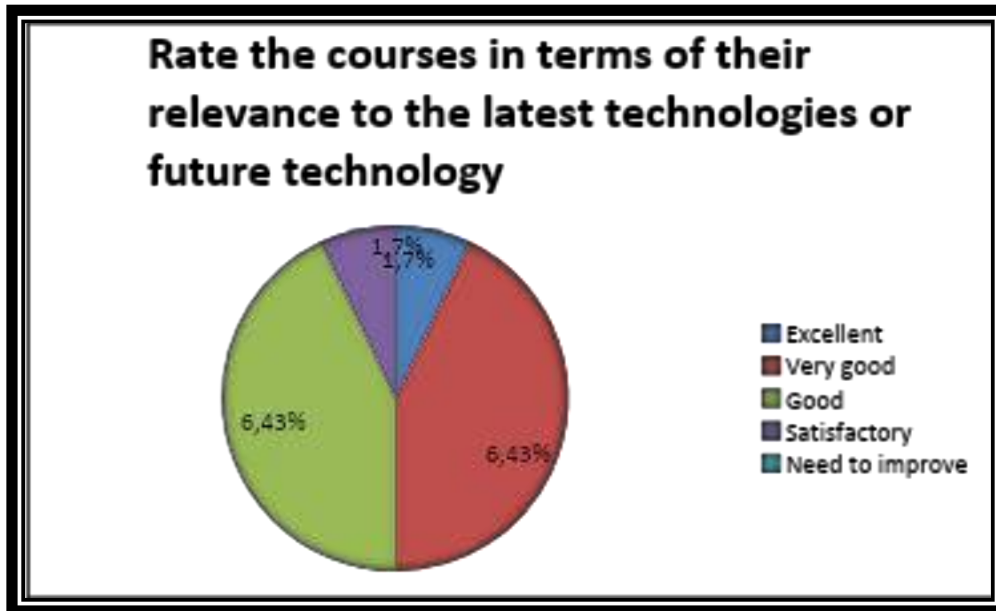


Analysis: From the above analysis, the majority of the students (57%) rate the outcomes achieved by their wards from the courses as "Very Good", while an additional 22% consider them "Excellent".

StudentFeedbackOnCurriculum2023-2024

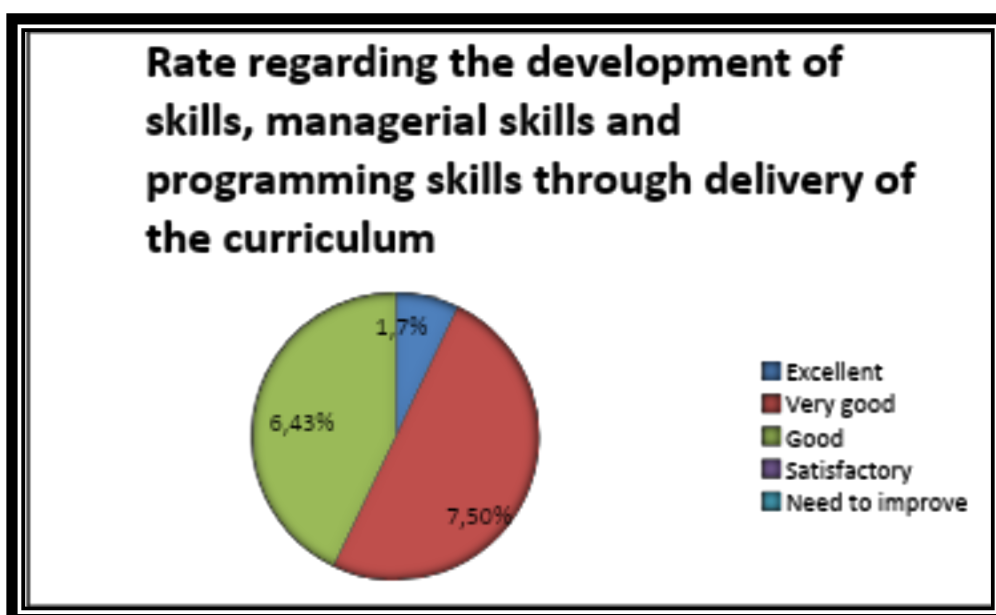
NBBA

5. How do you rate the courses in terms of their relevance to the latest technologies or future technology?



Analysis: From the above analysis the majority of the students (43%) rate the courses as both very good and good in terms of relevance to the latest technologies or future technologies, with 7% rating it as "Excellent".

6. How do you rate regarding the development of skills, managerial skills and programming skills through delivery of the curriculum?

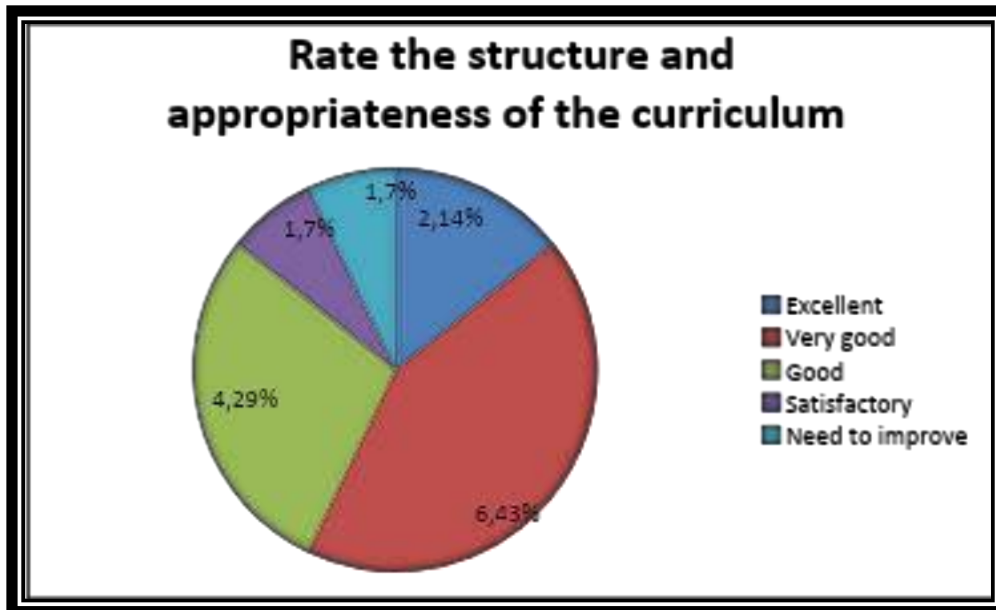


Analysis: From the above analysis the majority of the students (50%) rate regarding the development of skills, managerial skills and programming skills through delivery of the curriculum is help the students to meet professional goals, with 43% rating it as "Good".

StudentFeedbackOnCurriculum2023-2024

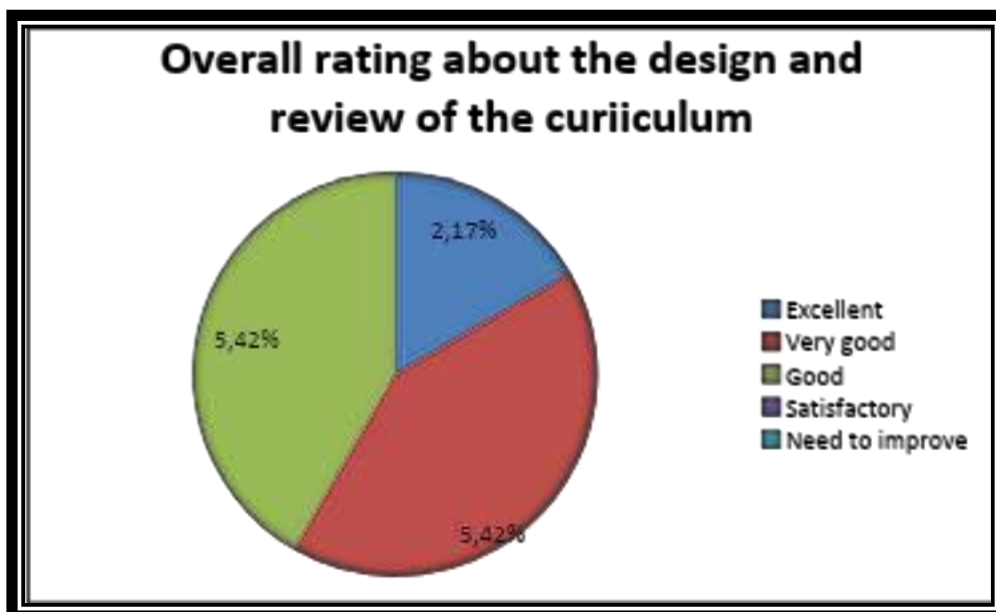
NBBA

7. How well the structure and appropriateness of the curriculum is?



Analysis: From the above analysis the largest segment of respondents 43% rated the curriculum as "Very Good." while a significant portion 29% of people find the curriculum to be well-structured and appropriate for their needs.

8. Your overall rating about the design and review of the curriculum.

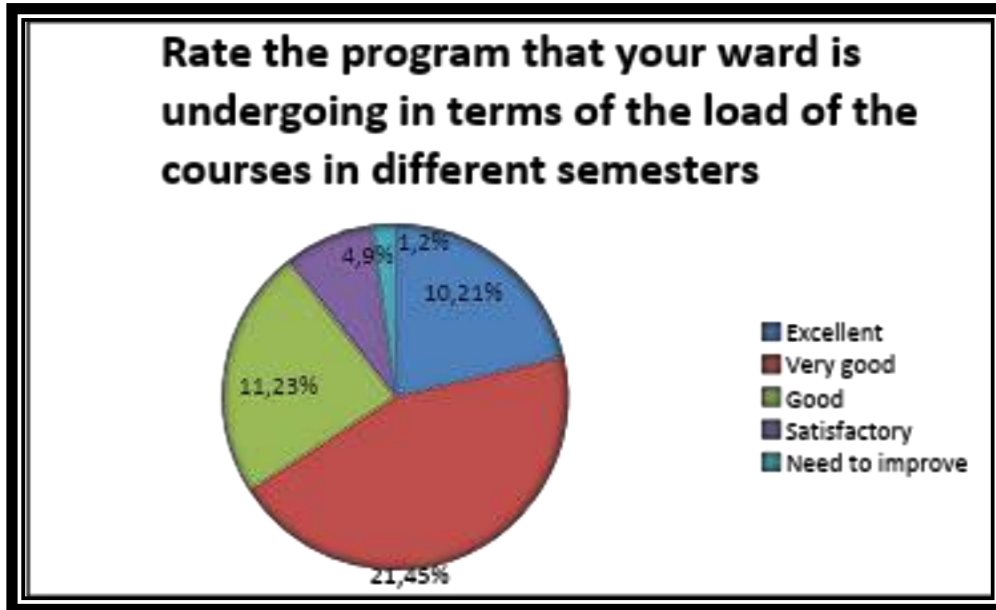


Analysis: From the above analysis the majority of the students (42%) rated the design and review of the curriculum as "Good," while a significant portion (41%) also rating it as "Very good".

StudentFeedbackOnCurriculum2023-2024

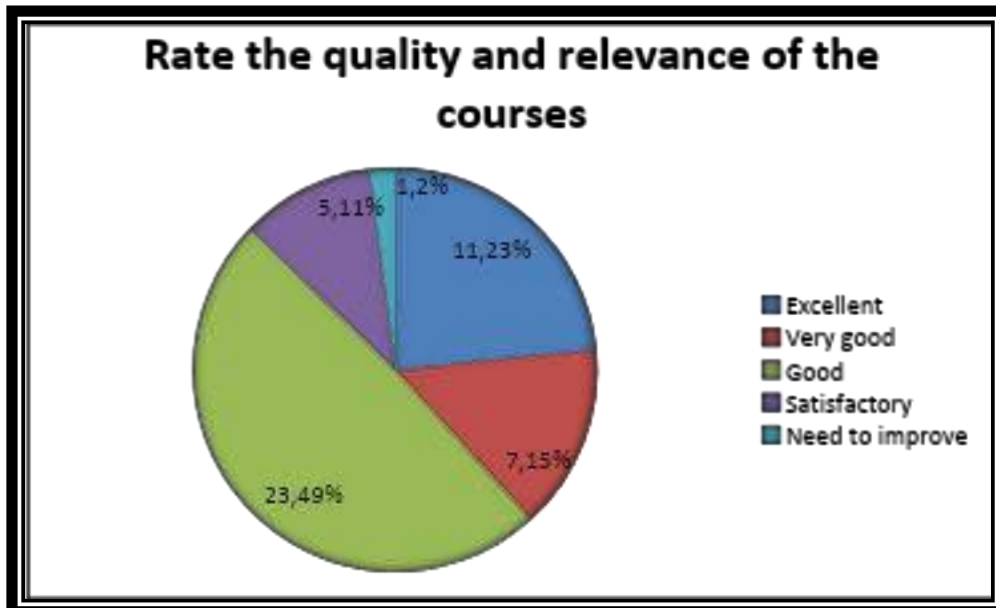
DBBA

1. How do you rate the program that your ward is undergoing in terms of the load of the courses in different semesters?



Analysis: From the above analysis, the majority of students (45%) rate the course load of the program as "very good", indicating a high level of satisfaction with the balance and distribution of courses across semesters. Additionally, 23% of students rate the course load as "Good", showing overall well-affectedness.

2. How do you rate the quality and relevance of the courses?

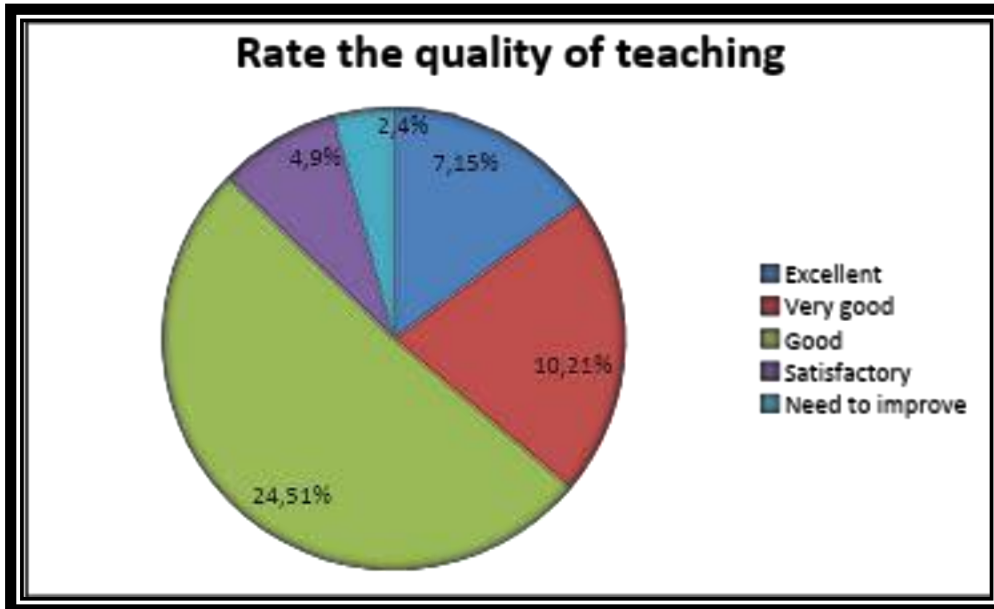


Analysis: From the above analysis, the majority of the students (49%) rate the quality and relevance of the courses as good, 23% of students rate the Excellent, showing overall the quality and relevance of the courses are generally well received.

StudentFeedbackOnCurriculum2023-2024

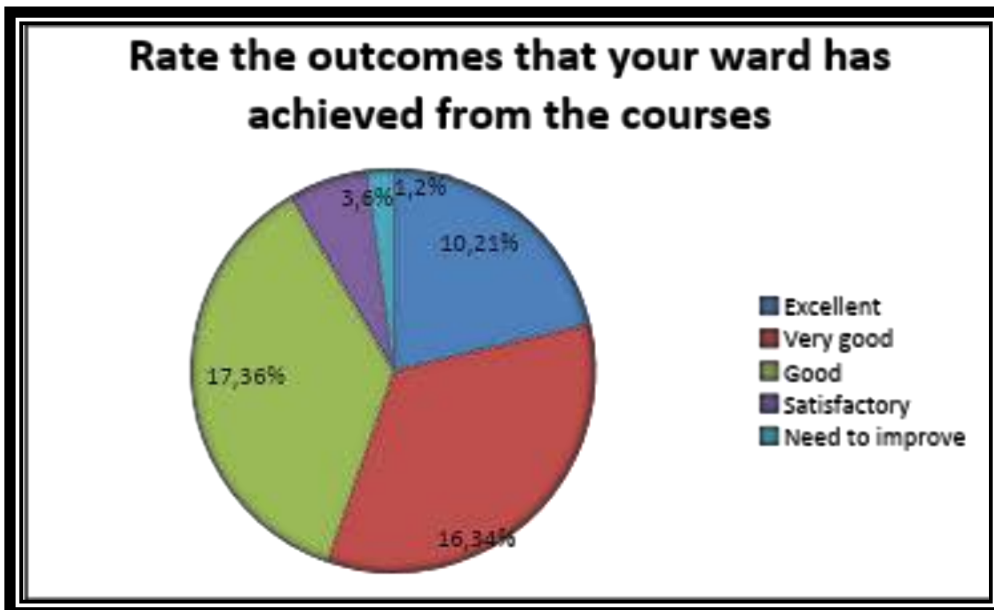
DBBA

3. How do you rate the quality of teaching?



Analysis: From the above analysis, the majority of the students (51%) rate the quality of teaching as Good, indicating high satisfaction with the teaching effectiveness.

4. How do you rate the outcomes that your ward has achieved from the courses?

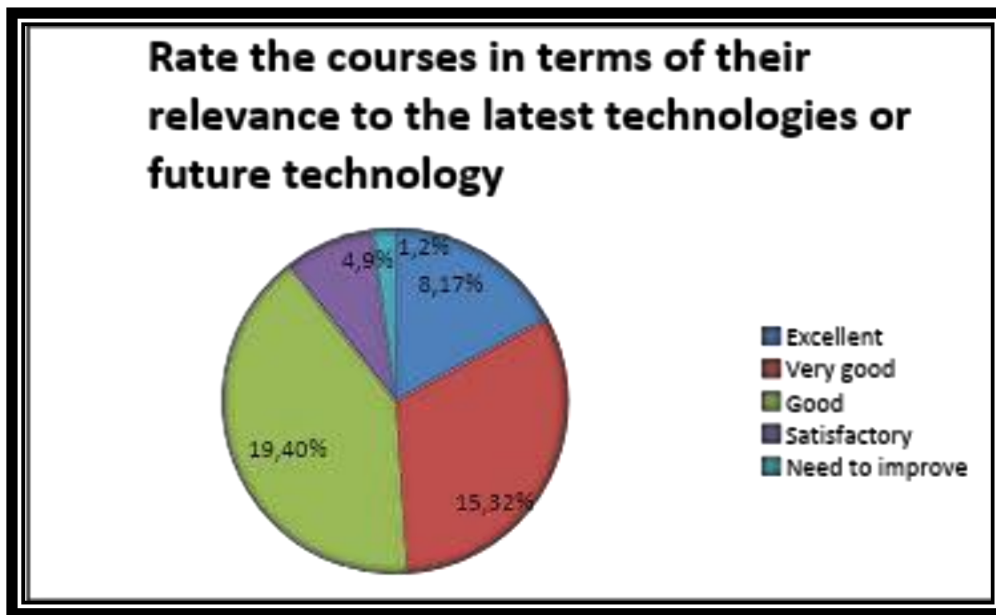


Analysis: From the above analysis, the majority of the students (36%) rate the outcomes achieved by their wards from the courses as "Good", while an additional 34% consider them "Very Good".

5. How do you rate the courses in terms of their relevance to the latest technologies or future technology?

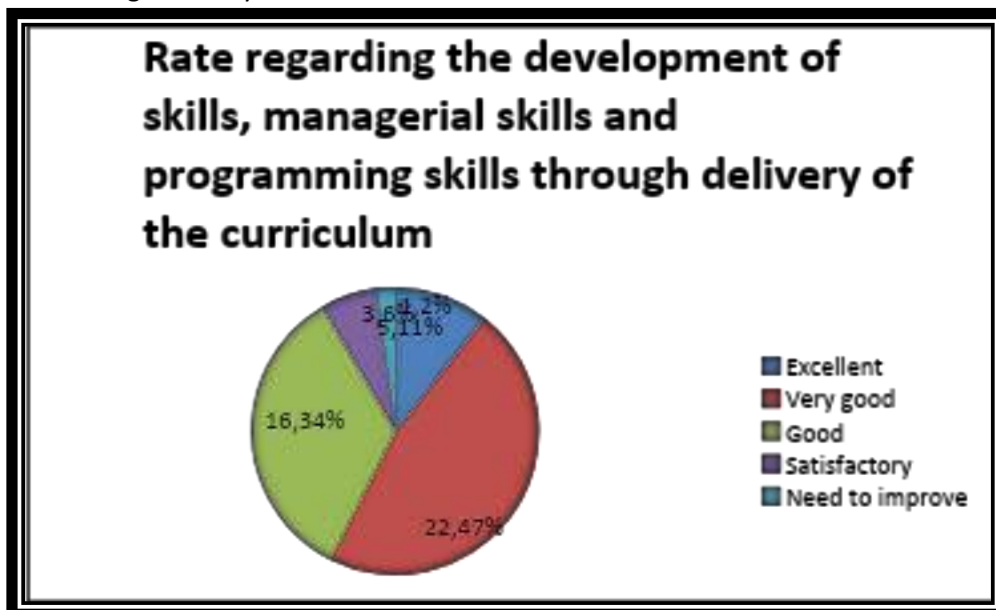
StudentFeedbackOnCurriculum2023-2024

DBBA



Analysis: From the above analysis, the majority of the students (40%) rate the courses as good in terms of relevance to the latest technologies or future technologies, with 32% rating it as "Very Good".

6. How do you rate regarding the development of skills, managerial skills and programming skills through delivery of the curriculum?

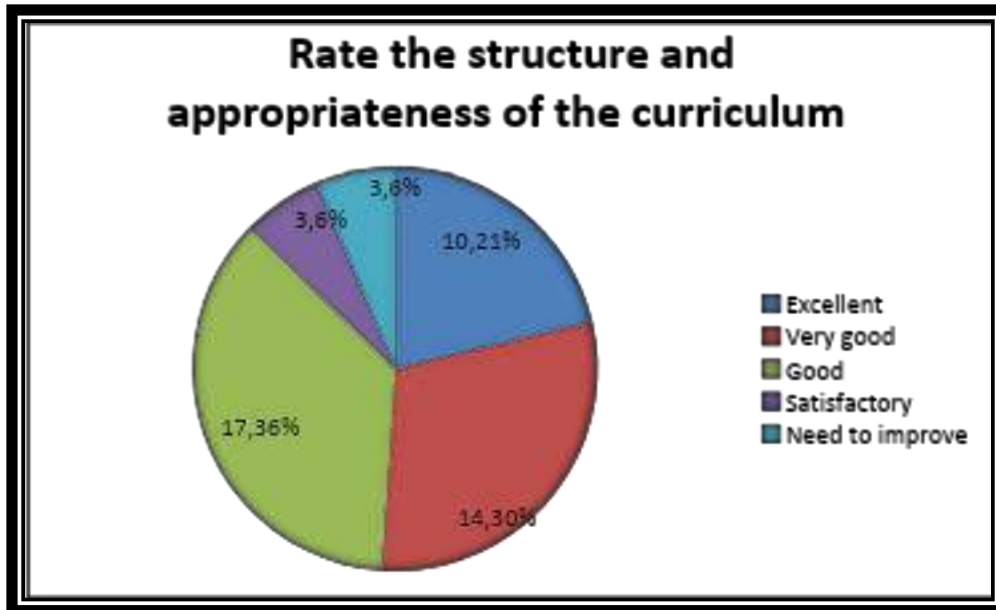


Analysis: From the above analysis, the majority of the students (47%) rate regarding the development of skills, managerial skills and programming skills through delivery of the curriculum is help the student to meet professional goals, with 34% rating it as "Good".

7. How well the structure and appropriateness of the curriculum is?

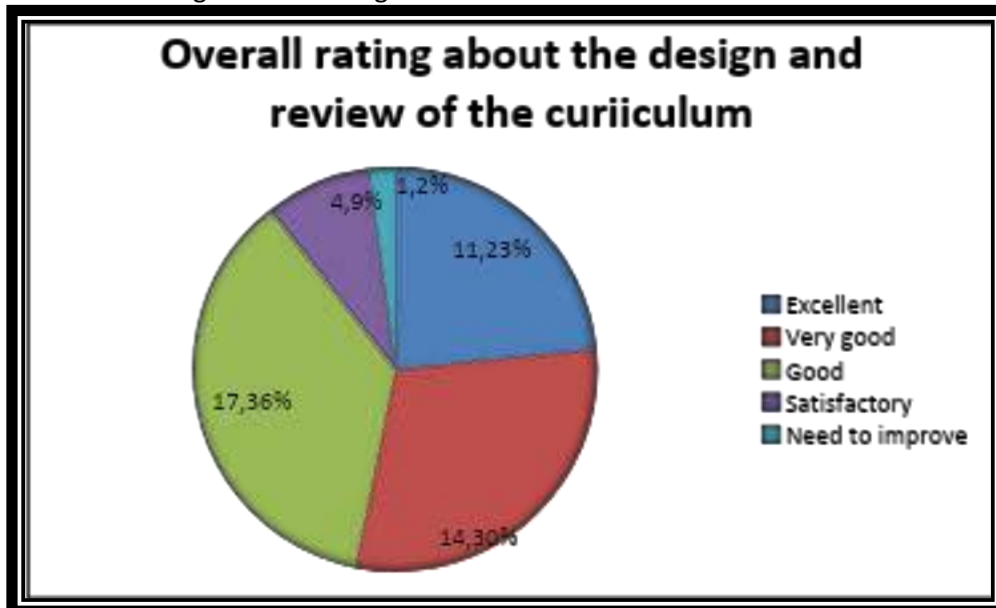
Student Feedback On Curriculum 2023-2024

DBBA



Analysis: From the above analysis the largest segment of respondents 36% rated the curriculum as "Good," while a significant portion 30% of people find the curriculum to be well-structured and appropriate for their needs.

8. Your overall rating about the design and review of the curriculum.

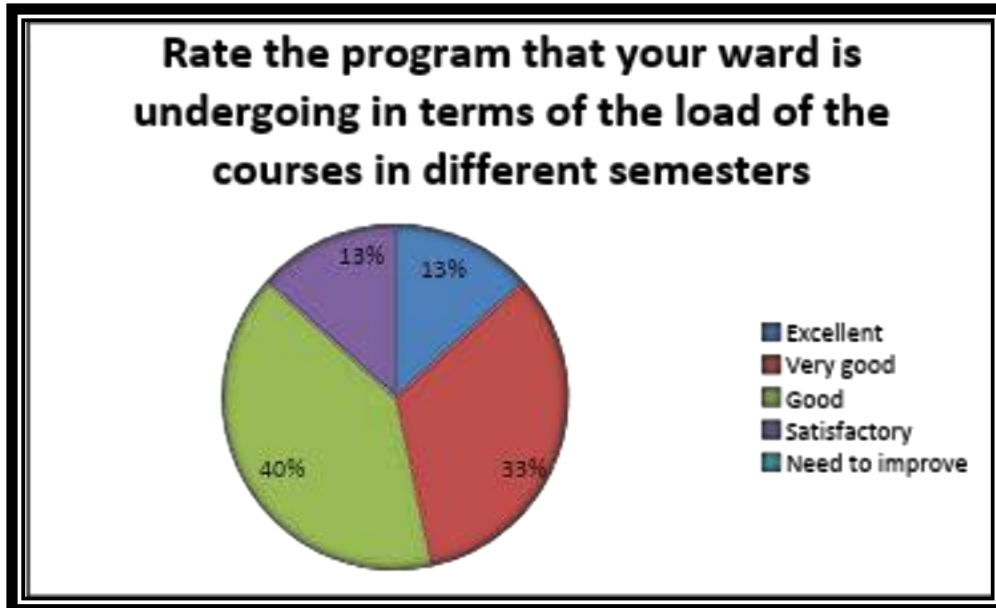


Analysis: From the above analysis the majority of the students (36%) rated the design and review of the curriculum as "Good," while a significant portion (30%) also rating it as "Very good".

StudentFeedbackOnCurriculum2023-2024

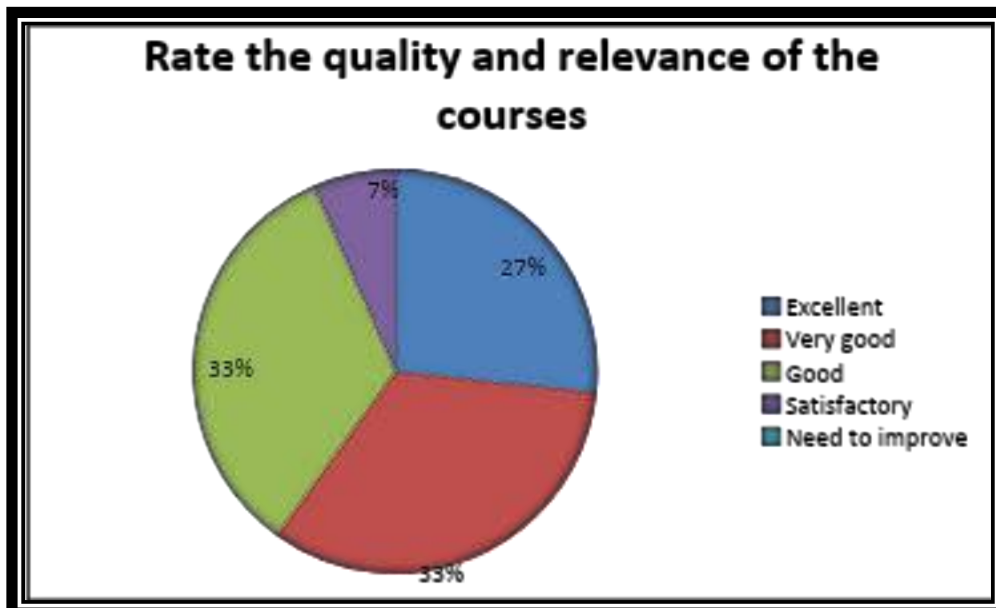
ABBA-ED

1. How do you rate the program that your ward is undergoing in terms of the load of the courses in different semesters?



Analysis: From the above analysis, the majority of students (40%) rate the course load of the program as "good", indicating a high level of satisfaction with the balance and distribution of courses across semesters. Additionally, 34% of students rate the course load as "Very Good", showing overall well-affectedness.

2. How do you rate the quality and relevance of the courses?

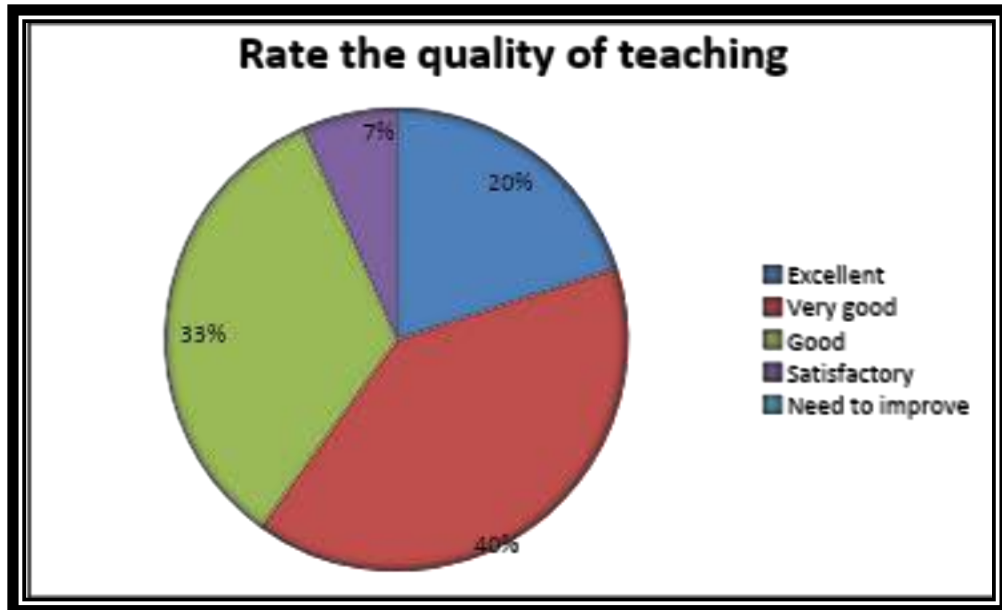


Analysis: From the above analysis, the majority of the students (33%) rate the quality and relevance of the courses as both Good and very good, 27% of students rate the Excellent, showing overall the quality and relevance of the courses are generally well received.

3. How do you rate the quality of teaching?

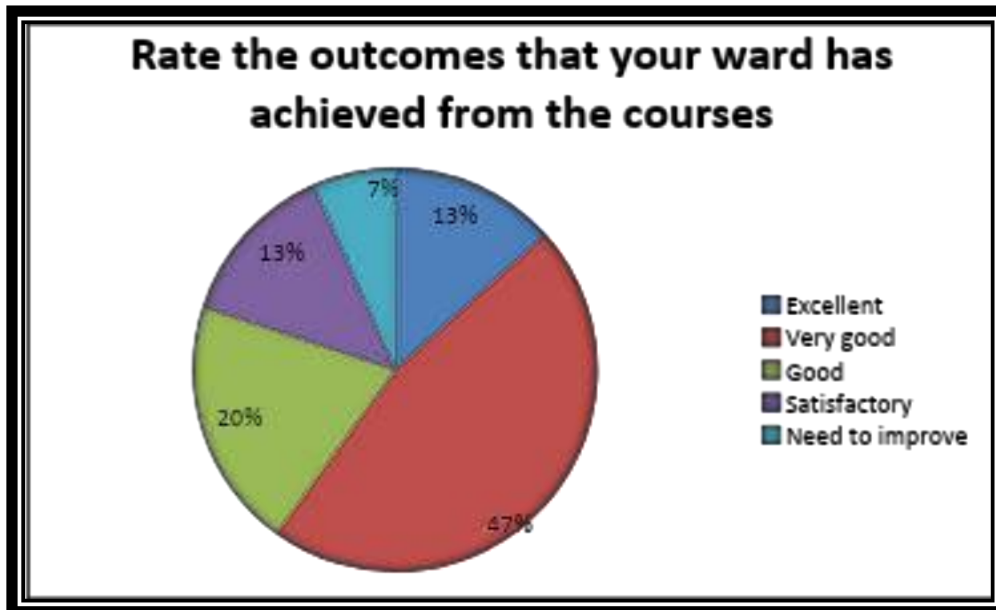
StudentFeedbackOnCurriculum2023-2024

ABBA-ED



Analysis: From the above analysis, the majority of the students (40%) rate the quality of teaching as Very good, indicating high satisfaction with the teaching effectiveness.

4. How do you rate the outcomes that your ward has achieved from the courses?

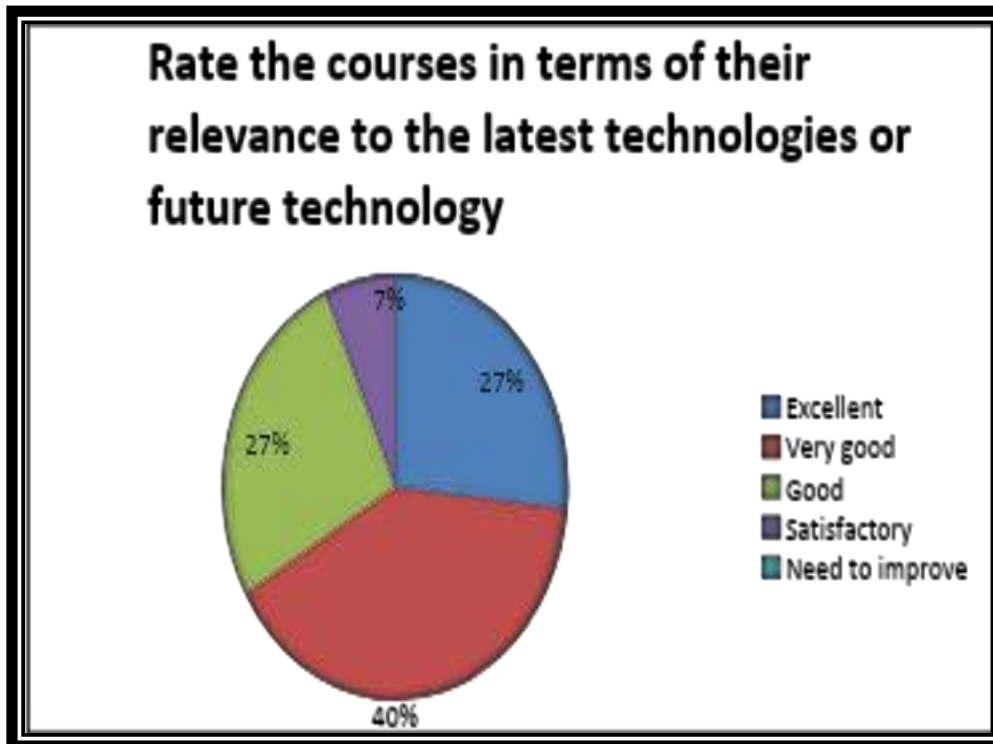


Analysis: From the above analysis, the majority of the students (47%) rate the outcomes achieved by their wards from the courses as "Very Good", while an additional 20% consider them "Good".

StudentFeedbackOnCurriculum2023-2024

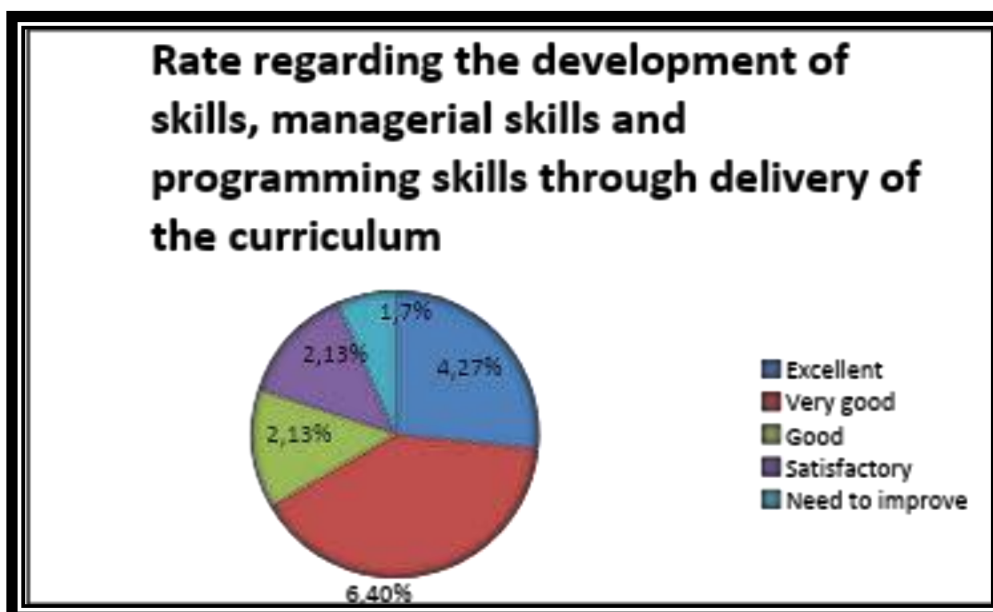
NBT

5. How do you rate the courses in terms of their relevance to the latest technologies or future technology?



Analysis: From the above analysis, the majority of the students (40%) rate the courses as Very Good in terms of relevance to the latest technologies or future technologies, with 27% rating it as "Good and Excellent".

6. How do you rate regarding the development of skills, managerial skills and programming skills through delivery of the curriculum?

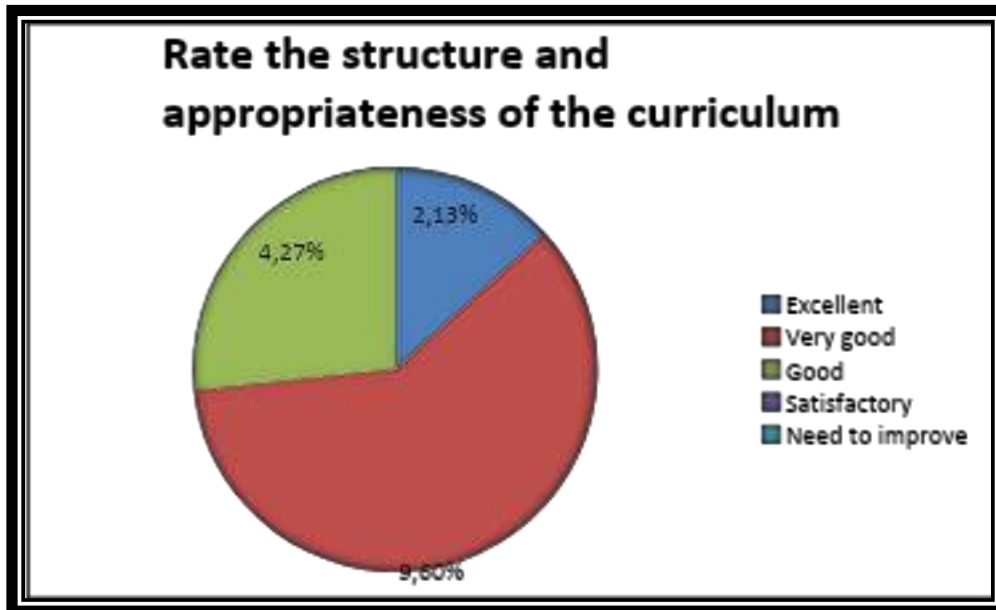


Analysis: From the above analysis, the majority of the students (40%) rate regarding the development of skills, managerial skills and programming skills through delivery of the curriculum is help the student to meet professional goals, with 27% rating it as "Excellent".

StudentFeedbackOnCurriculum2023-2024

NBT

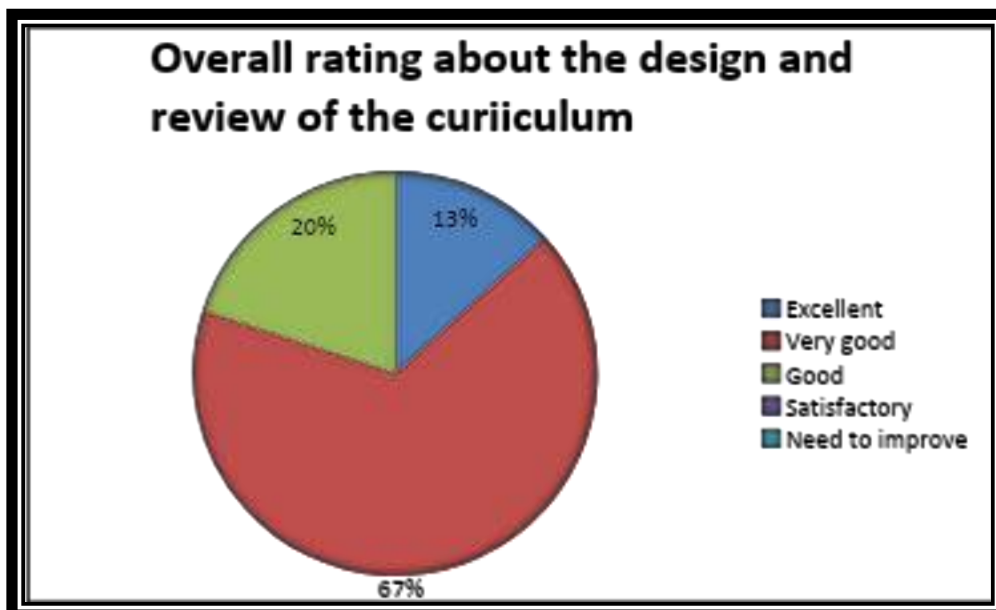
7. How well the structure and appropriateness of the curriculum is?



Analysis: From the above analysis

the largest segment of respondents (60%) rated the curriculum as "Very Good," while a significant portion (27%) of people find the curriculum to be well-structured and appropriate for their needs.

8. Your overall rating about the design and review of the curriculum.



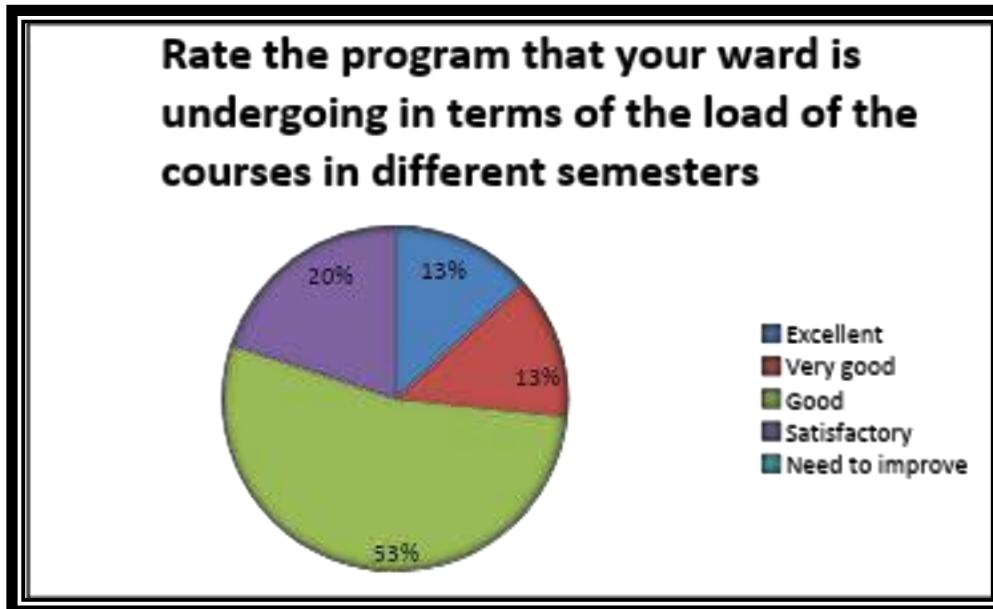
Analysis: From the above analysis, the majority of the students (67%) rated the design and review of the curriculum as "Very Good," while a significant portion (20%) also rated it as "Good".

StudentFeedbackOnCurriculum2023-2024

NBT

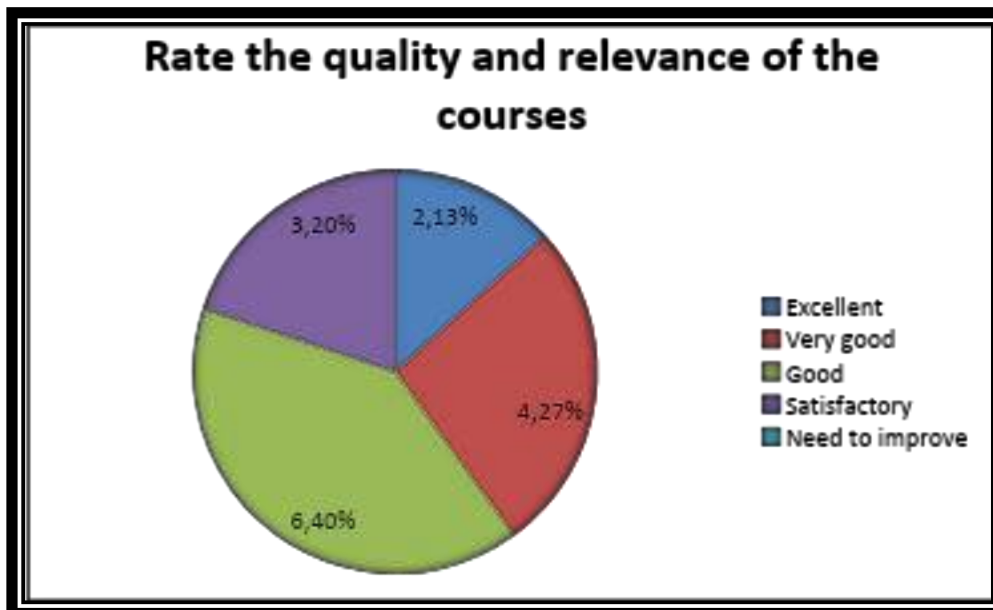
NBBA

1. How do you rate the program that your ward is undergoing in terms of the load of the courses in different semesters?



Analysis: From the above analysis, the majority of students (54%) rate the course load of the program as “good”, indicating a high level of satisfaction with the balance and distribution of courses across semesters. Additionally, 20% of students rate the course load as “Satisfactory”, showing overall well-affectedness.

2. How do you rate the quality and relevance of the courses?

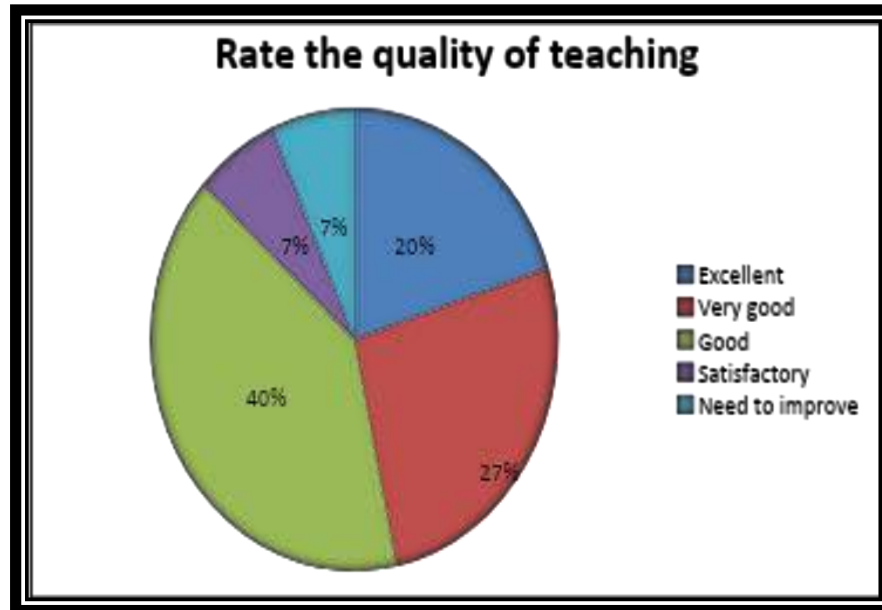


Analysis: From the above analysis, the majority of the students 40% rate the quality and relevance of the courses as good, 27% of students rate as very good, showing overall the quality and relevance of the courses are generally well received.

3. How do you rate the quality of teaching?

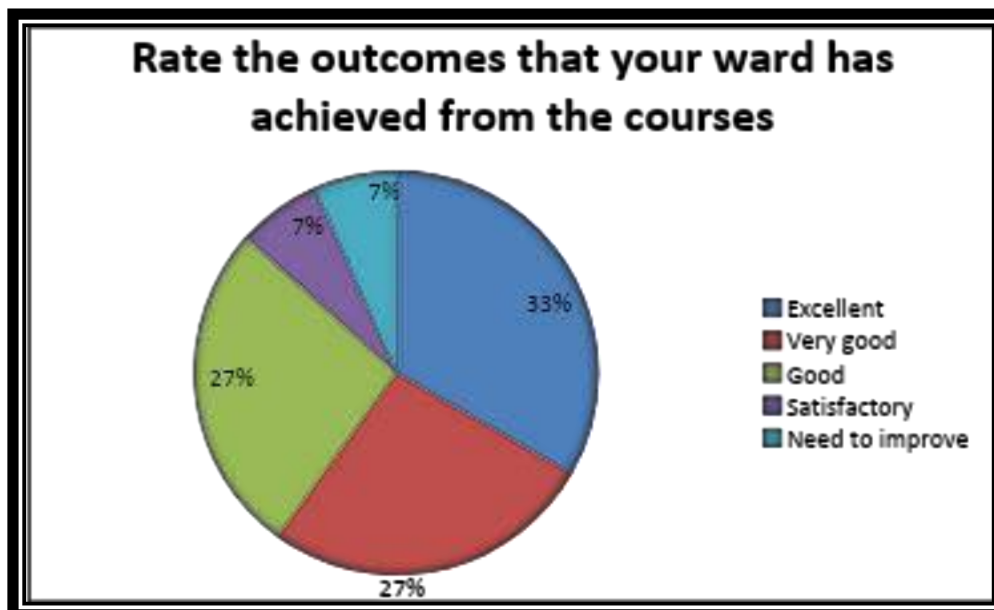
StudentFeedbackOnCurriculum2023-2024

NBT



Analysis: From the above analysis, the majority of the students (40%) rate the quality of teaching as Good, indicating high satisfaction with the teaching effectiveness.

4. How do you rate the outcomes that your ward has achieved from the courses?

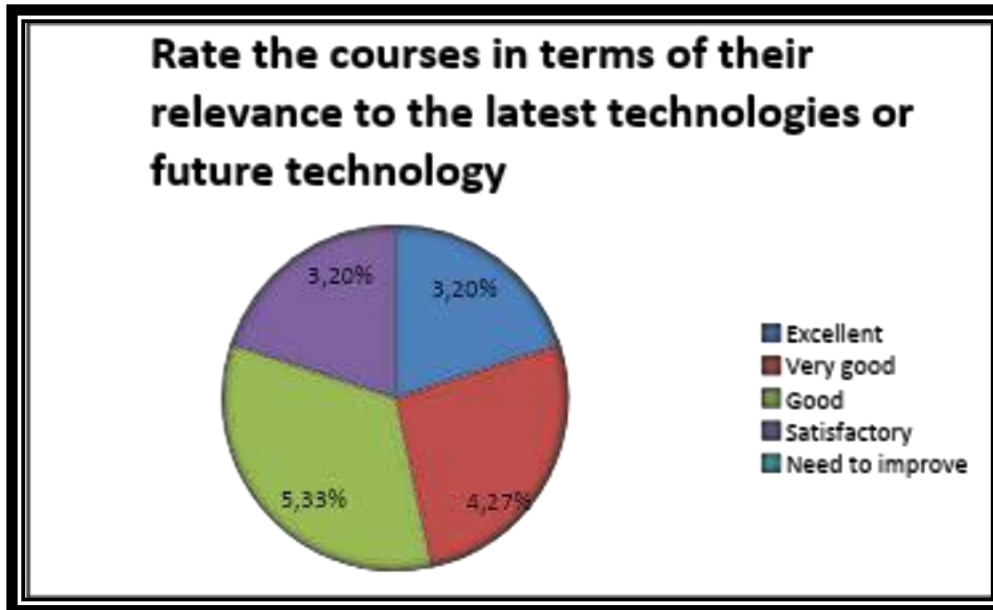


Analysis: From the above analysis, the majority of the students (33%) rate the outcomes achieved by their wards from the courses as "Excellent", while an additional 27% consider them "Good and Very good".

5. How do you rate the courses in terms of their relevance to the latest technologies or future technology?


StudentFeedbackOnCurriculum2023-2024

NBT



Analysis From the above analysis the majority of the students (33%) rate the courses as Good in terms of relevance to the latest technologies or future technologies, with 27% rating it as "Very Good".

6. How do you rate regarding the development of skills, managerial skills and programming skills through delivery of the curriculum?

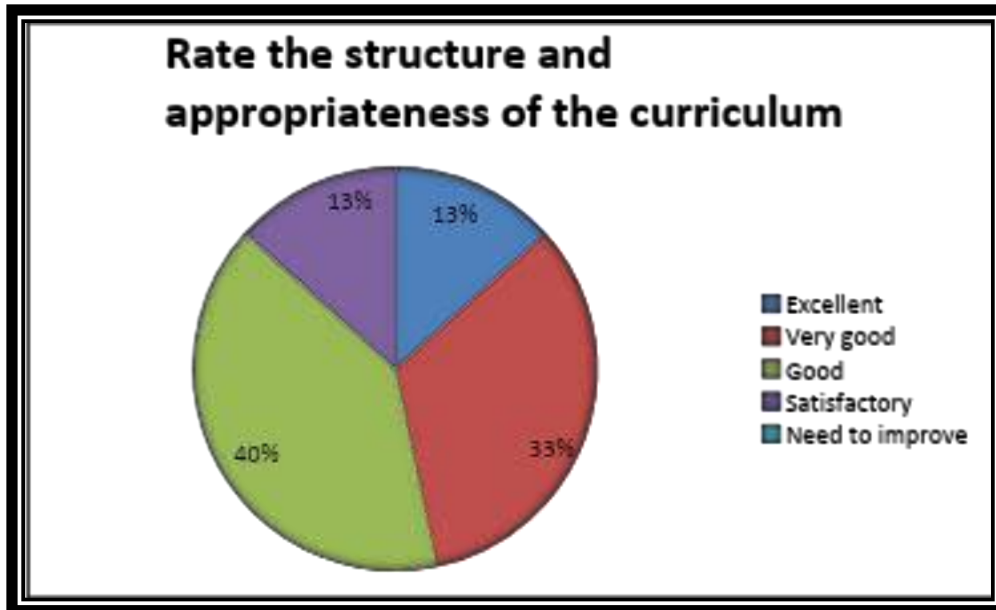


Analysis: From the above analysis the majority of the students (40%) rate regarding the development of skills, managerial skills and programming skills through delivery of the curriculum is help the student to meet professional goals, with 33% rating it as "Very Good".

7. How well the structure and appropriateness of the curriculum is?

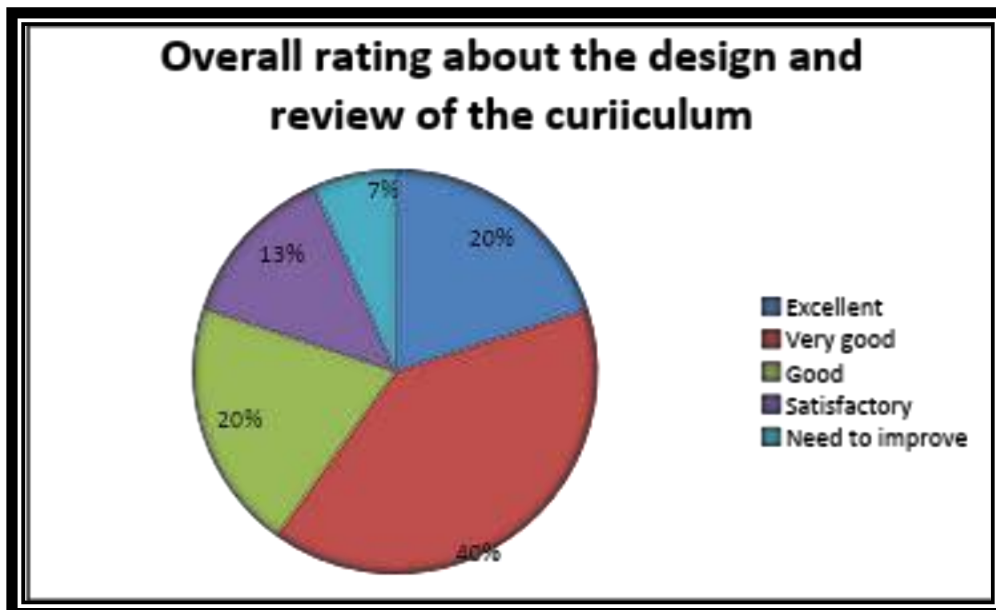
Student Feedback On Curriculum 2023-2024

NBT



Analysis From the above analysis the largest segment of respondents 40% rated the curriculum as "Good." while a significant portion 34% of people find the curriculum to be well-structured and appropriate for their needs.

8. Your overall rating about the design and review of the curriculum.

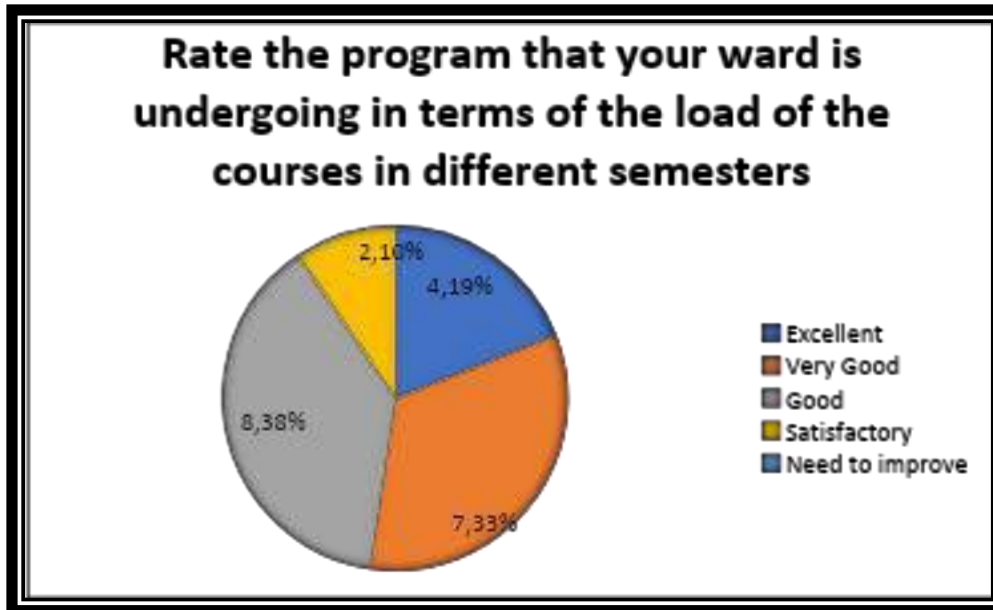


Analysis: From the above analysis the majority of the students (40%) rated the design and review of the curriculum as "Very Good," while a significant portion (20%) also rating it as "Excellent and Good".

1. How do you rate the program that your ward is undergoing in terms of the load of the courses in different semesters?

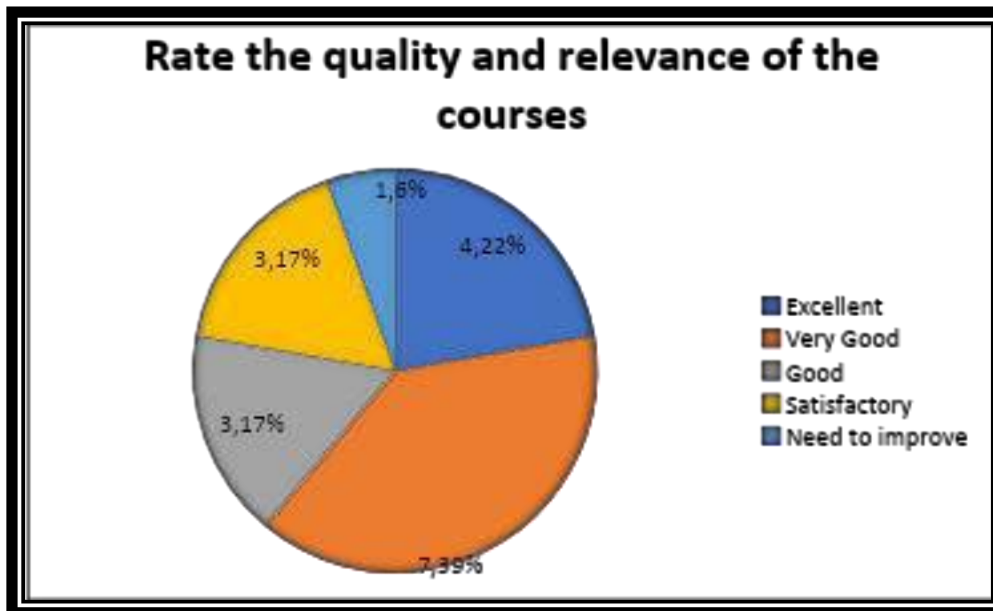
Student Feedback On Curriculum 2023-2024

NBT



Analysis From the above analysis, the majority of students (38%) rate the course load of the program as “good”, indicating a high level of satisfaction with the balance and distribution of courses across semesters. Additionally, 33% of students rate the course load as “Very Good”, showing overall well-affectedness.

2. How do you rate the quality and relevance of the courses?

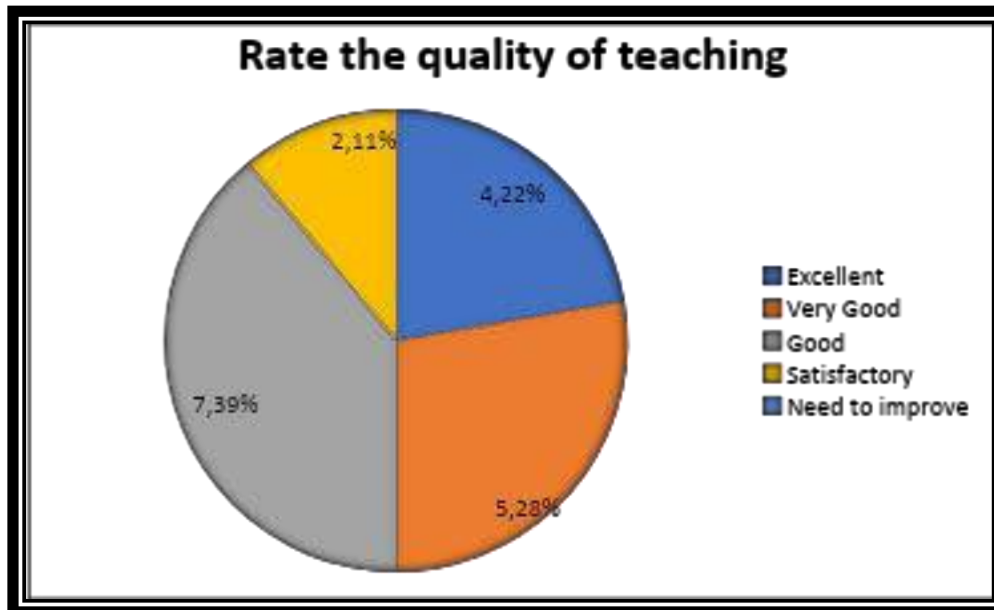


Analysis: From the above analysis the majority of the students 39% rate the quality and relevance of the courses as very good, 22% of students rate the good, showing overall the quality and relevance of the courses are generally well received.”

StudentFeedbackOnCurriculum2023-2024

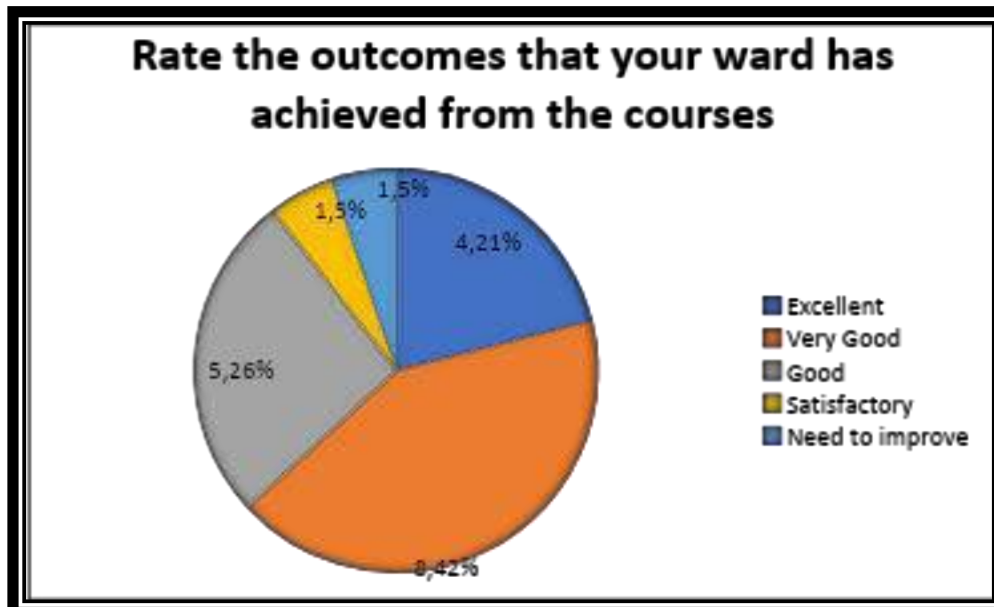
NBT

3. How do you rate the quality of teaching?



Analysis: From the above analysis, the majority of the students (39%) rate the quality of teaching as good, indicating high satisfaction with the teaching effectiveness.

4. How do you rate the outcomes that your ward has achieved from the courses?

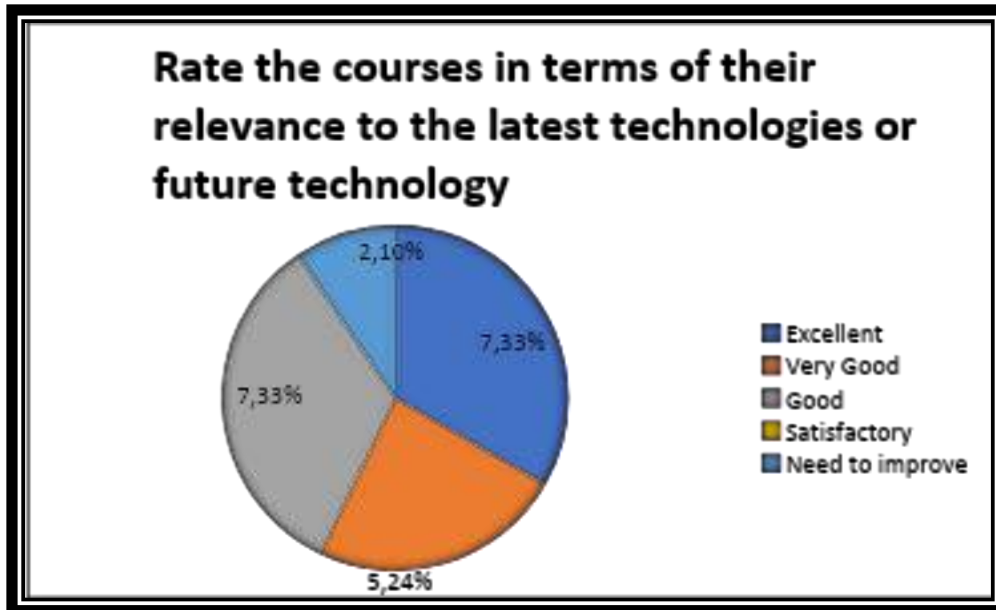


Analysis: From the above analysis, the majority of the students (42%) rate the outcomes achieved by their wards from the courses as "Very Good", while an additional 27% consider them "Good".

5. How do you rate the courses in terms of their relevance to the latest technologies or future technology?

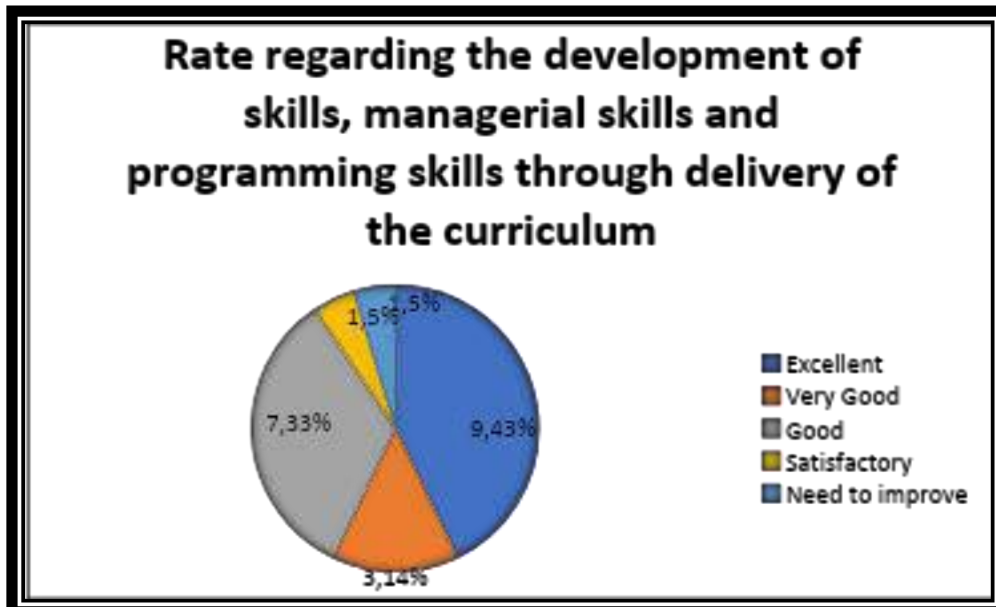
Student Feedback On Curriculum 2023-2024

NBT



Analysis: From the above analysis, the majority of the students (33%) rate the courses as both excellent and good in terms of relevance to the latest technologies or future technologies, with 24% rating it as "Very Good".

6. How do you rate regarding the development of skills, managerial skills and programming skills through delivery of the curriculum?

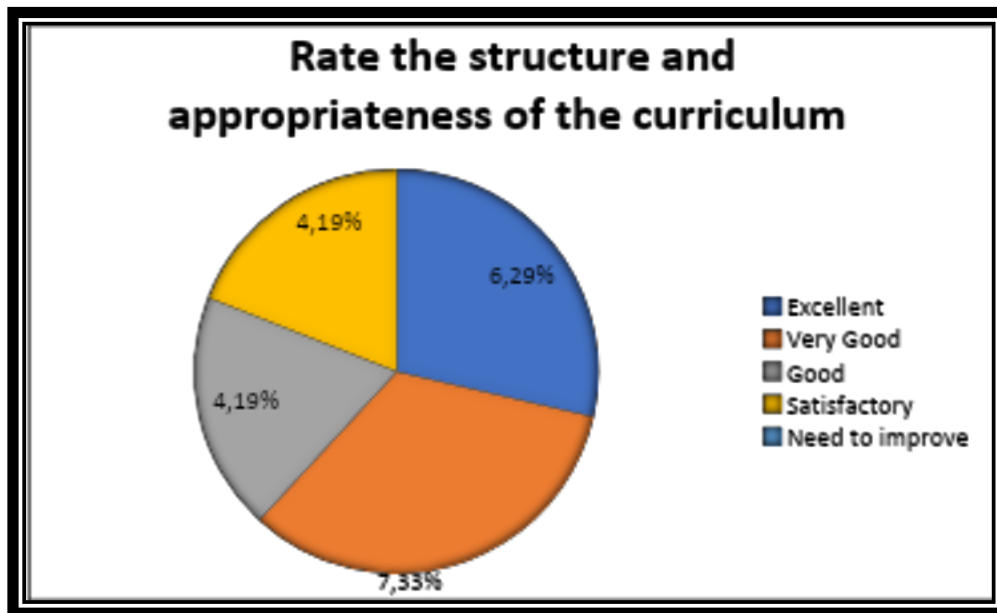


Analysis: From the above analysis, the majority of the students (43%) rate regarding the development of skills, managerial skills and programming skills through delivery of the curriculum is helpful to the student to meet professional goals, with 33% rating it as "good".

StudentFeedbackOnCurriculum2023-2024

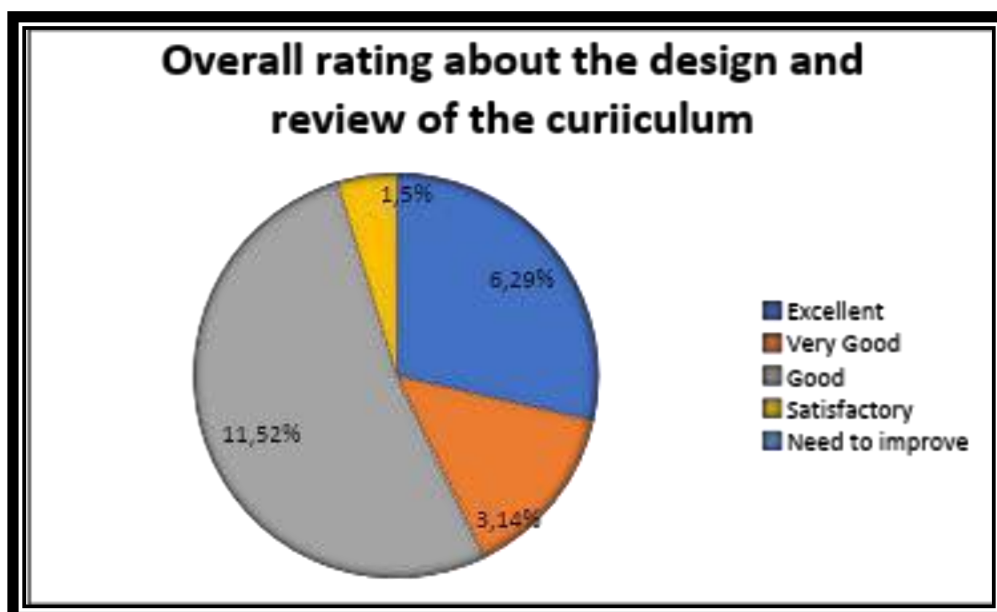
NBT

7. How well the structure and appropriateness of the curriculum is?



Analysis: From the above analysis the largest segment of respondents 33% rated the curriculum as "Very Good." while a significant portion 29% of people find the curriculum to be well-structured and appropriate for their needs.

8. Your overall rating about the design and review of the curriculum.

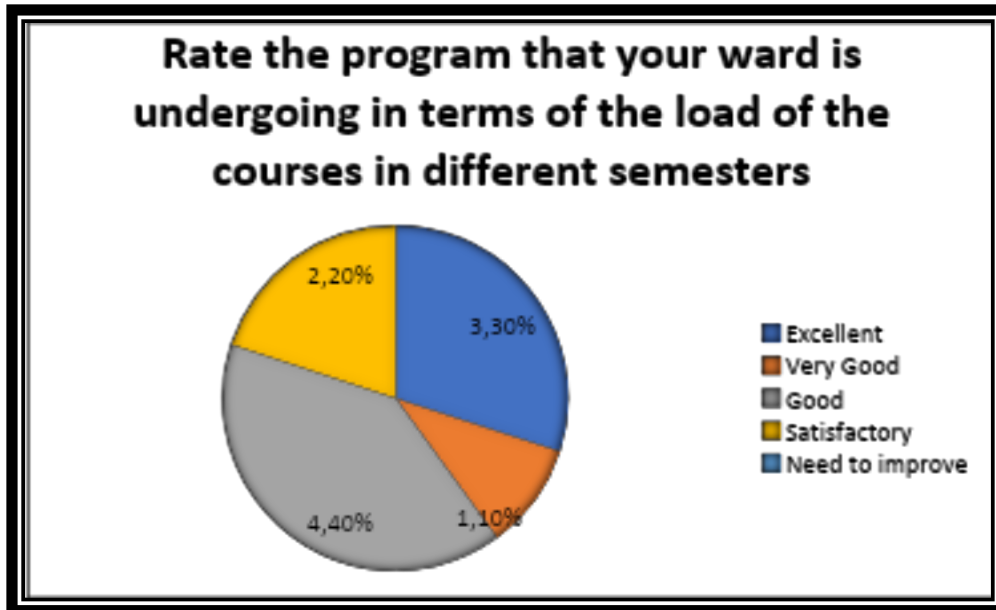


Analysis: From the above analysis the majority of the students (52%) rated the design and review of the curriculum as "Good," while a significant portion (29%) also rated it as "Excellent".

1. How do you rate the program that your ward is undergoing in terms of the load of the courses in different semesters?

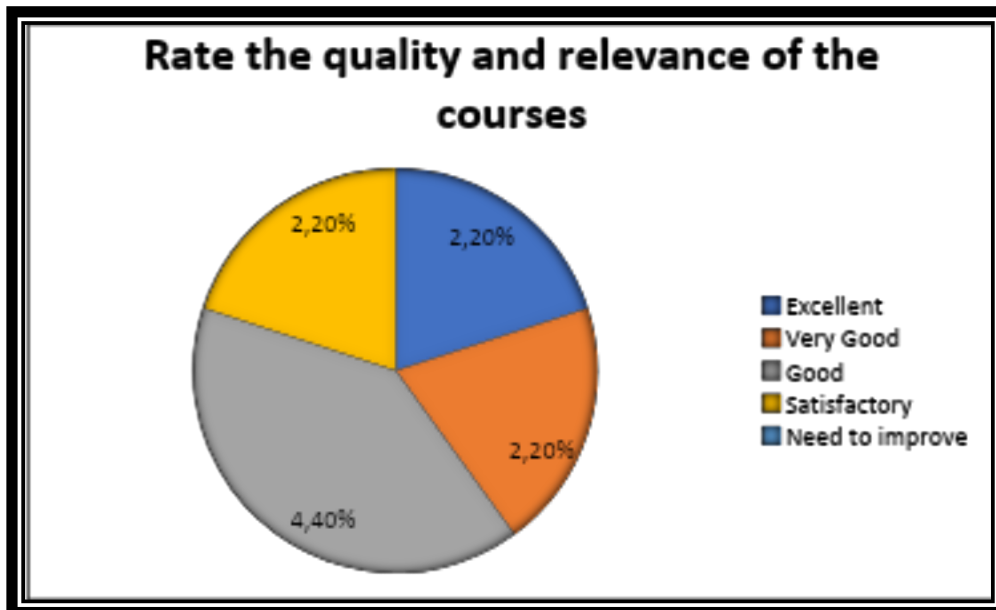
Student Feedback On Curriculum 2023-2024

NBT



Analysis From the above analysis, the majority of students (40%) rate the course load of the program as “good”, indicating a high level of satisfaction with the balance and distribution of courses across semesters. Additionally, 30% of students rate the course load as “Excellent”, showing overall well-affectedness.

2. How do you rate the quality and relevance of the courses?

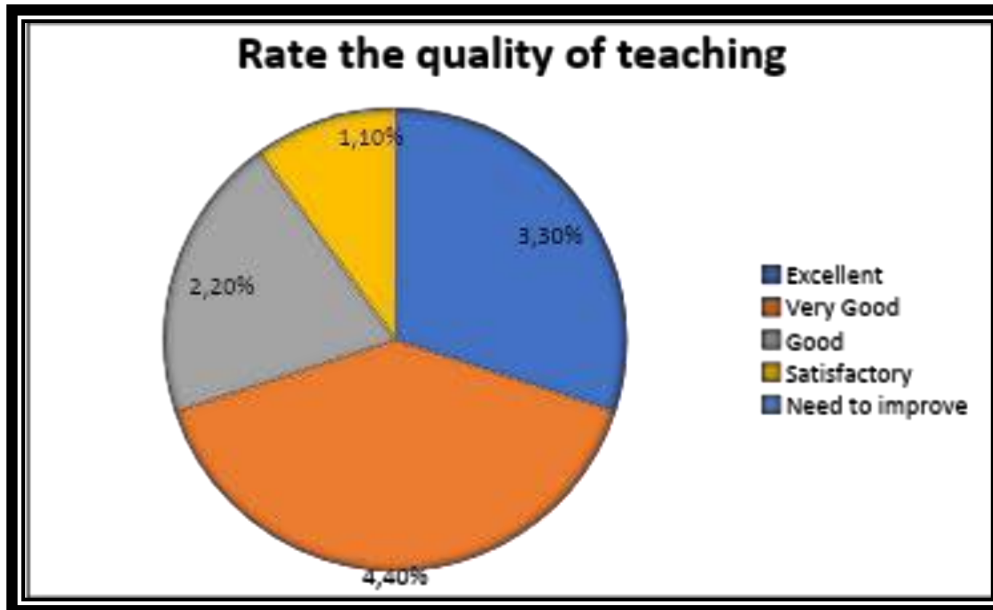


Analysis: From the above analysis, the majority of the students (40%) rate the quality and relevance of the courses as good, 20% of students rate the good, showing overall the quality and relevance of the courses are generally well received.”

3. How do you rate the quality of teaching?

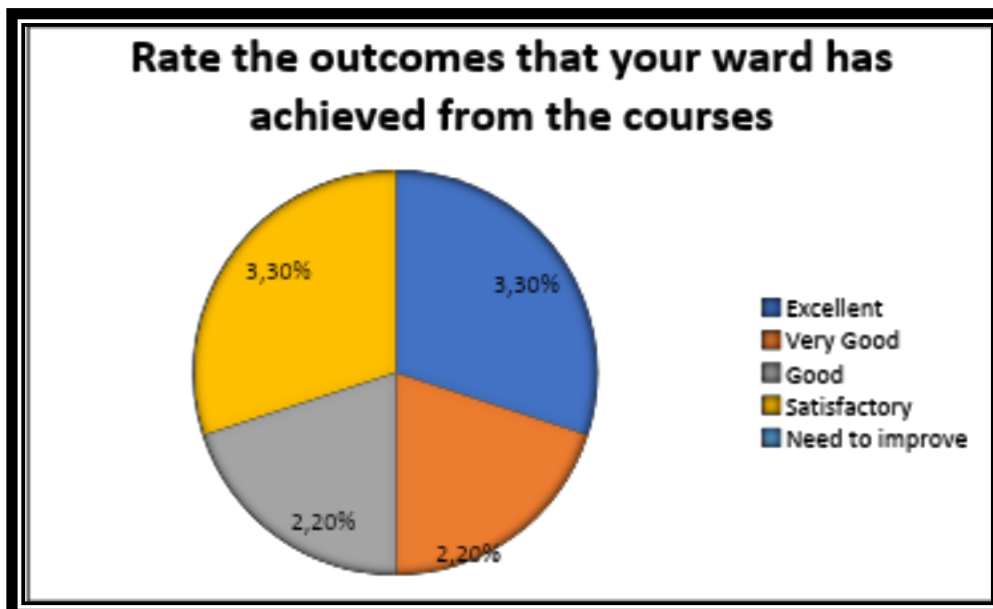
StudentFeedbackOnCurriculum2023-2024

NBT



Analysis: From the above analysis the majority of the students 40% rate the quality of teaching as very good, indicating high satisfaction with the teaching effectiveness.

4. How do you rate the outcomes that your ward has achieved from the courses?

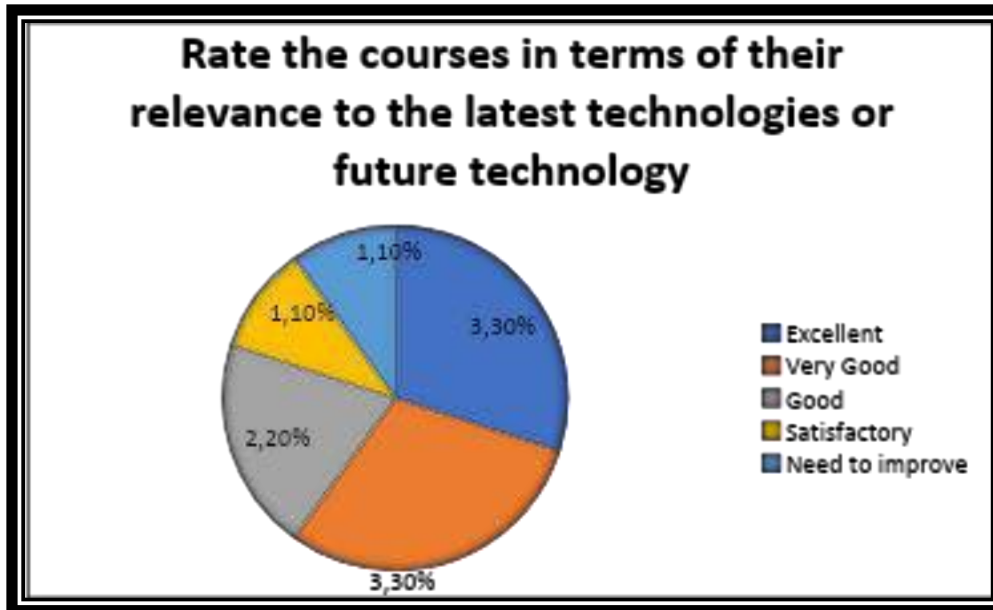


Analysis: From the above analysis the majority of the students (30%) rate the outcomes achieved by their wards from the courses as "excellent", while an additional 20% consider them "Very Good".

5. How do you rate the courses in terms of their relevance to the latest technologies or future technology?

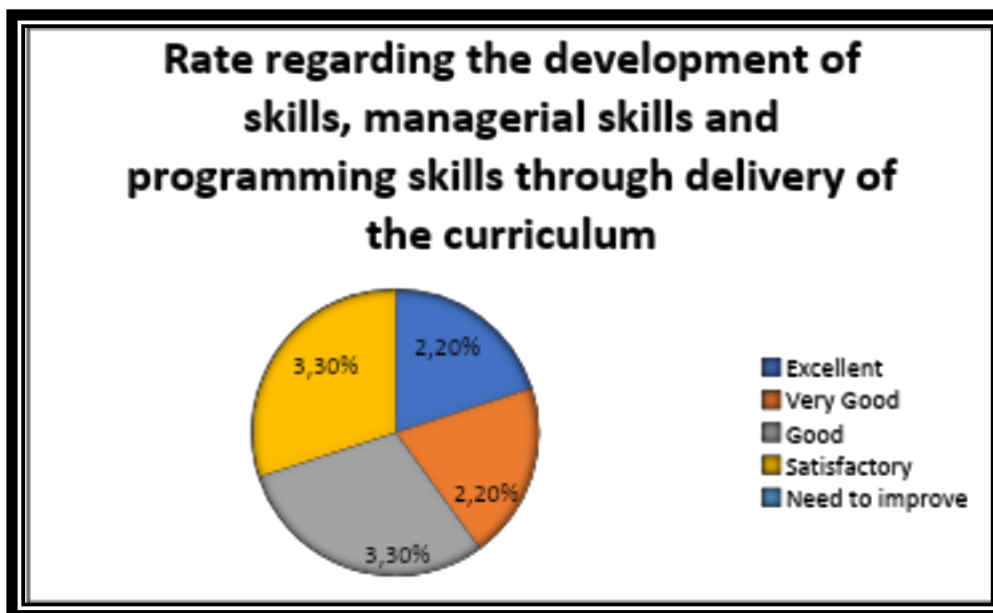
StudentFeedbackOnCurriculum2023-2024

NBT



Analysis: From the above analysis the majority of the students (30%) rate the courses as excellent in terms of relevance to the latest technologies or future technologies, with 30% rating it as "Very Good".

6. How do you rate regarding the development of skills, managerial skills and programming skills through delivery of the curriculum?

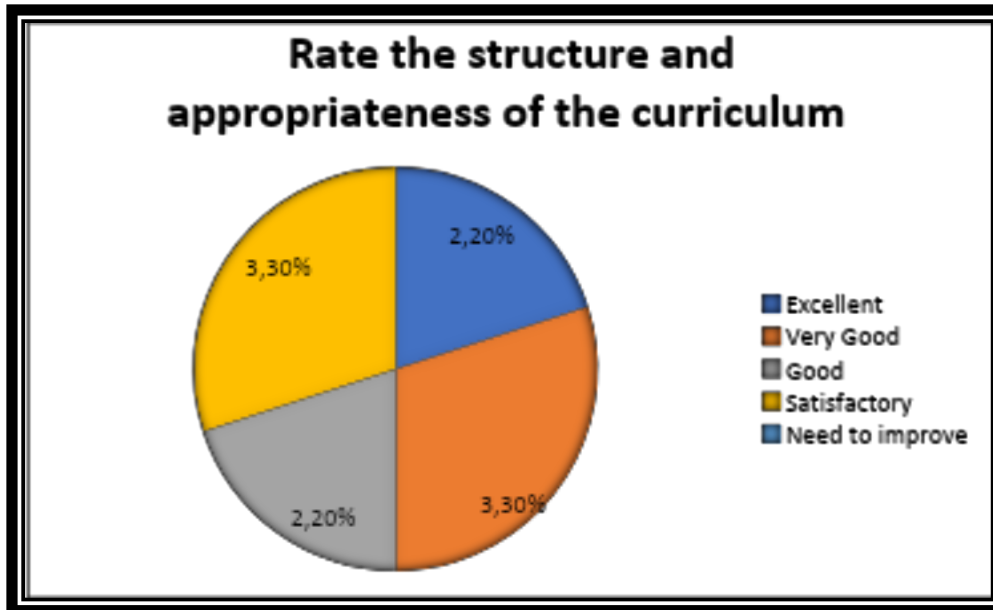


Analysis: From the above analysis the majority of the students (30%) rate regarding the development of skills, managerial skills and programming skills through delivery of the curriculum is help the student to meet professional goals, with 20% rating it as "Excellent".

7. How well the structure and appropriateness of the curriculum is?

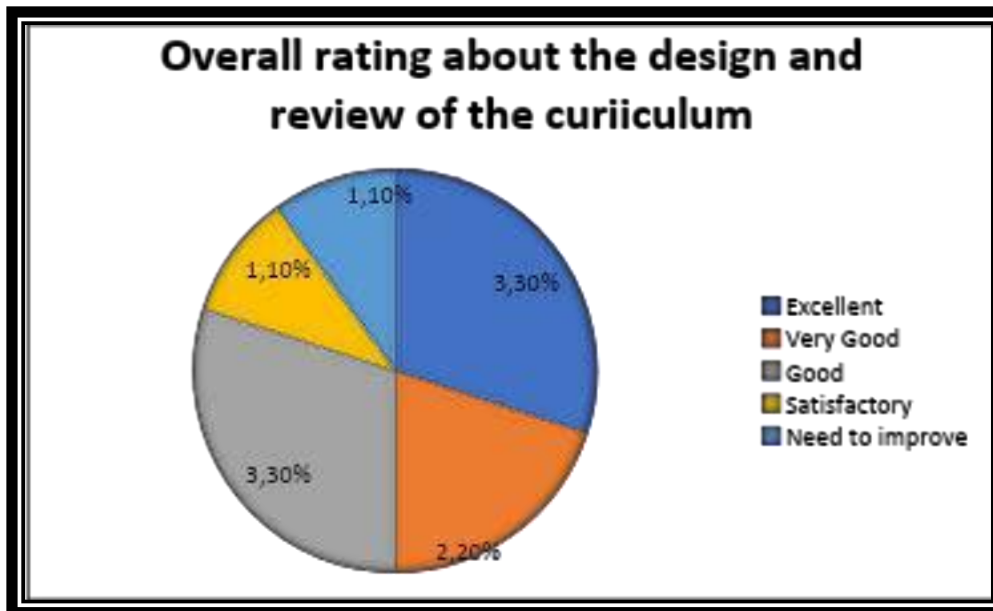
Student Feedback On Curriculum 2023-2024

NBT



Analysis: From the above analysis, the largest segment of respondents (30%) rated the curriculum as "Very Good," while a significant portion (20%) of people find the curriculum to be well-structured and appropriate for their needs.

8. Your overall rating about the design and review of the curriculum.

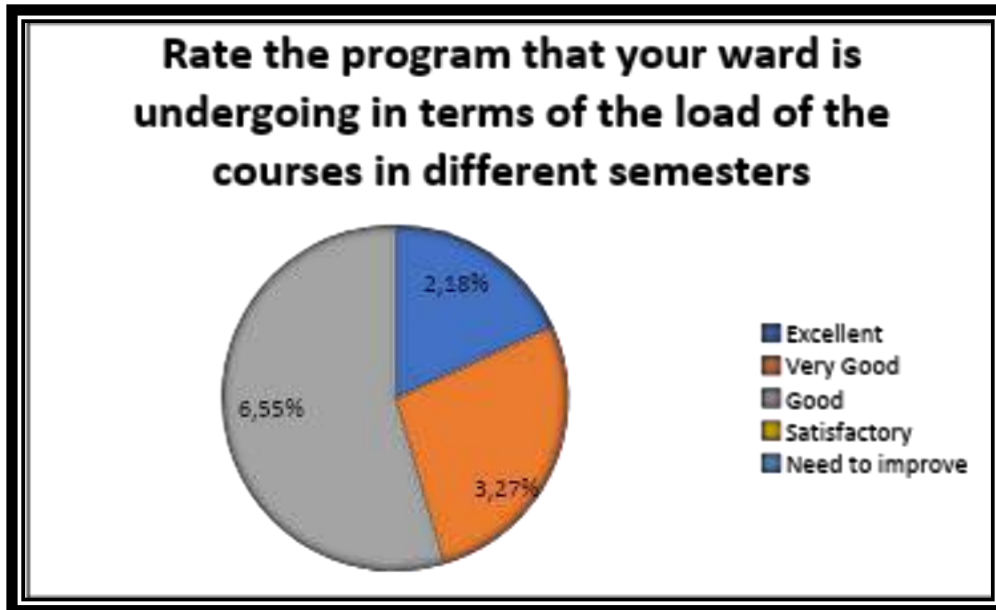


Analysis: From the above analysis, the majority of the students (30%) rated the design and review of the curriculum as "Excellent," while a significant portion (30%) also rating it as "good".

1. How do you rate the program that your ward is undergoing in terms of the load of the courses in different semesters?

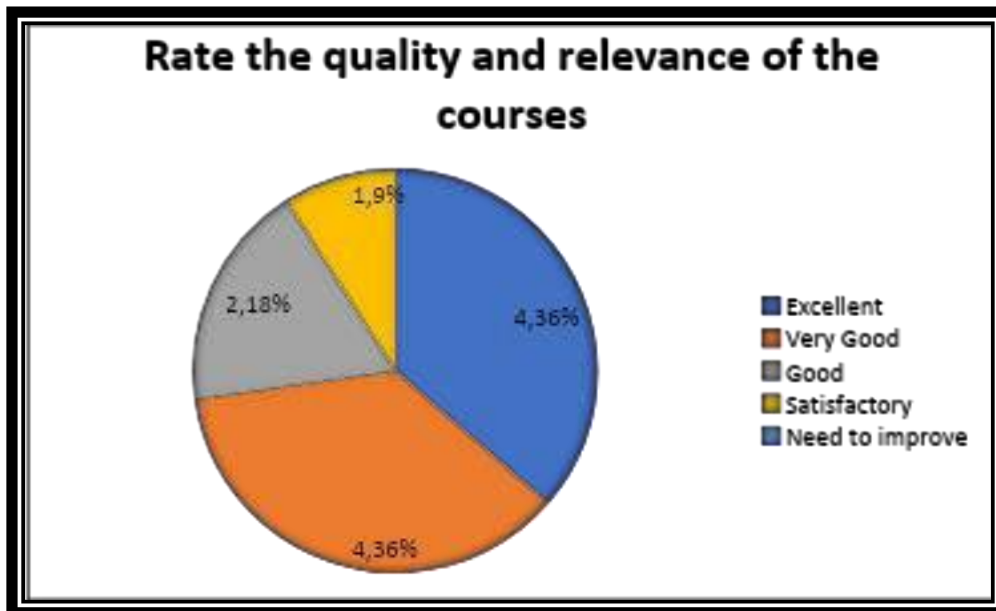
Student Feedback On Curriculum 2023-2024

NBT



Analysis: From the above analysis, the majority of students (55%) rate the course load of the program as “good”, indicating a high level of satisfaction with the balance and distribution of courses across semesters. Additionally, 27% of students rate the course load as “Very Good”, showing overall well-affectedness.

2. How do you rate the quality and relevance of the courses?

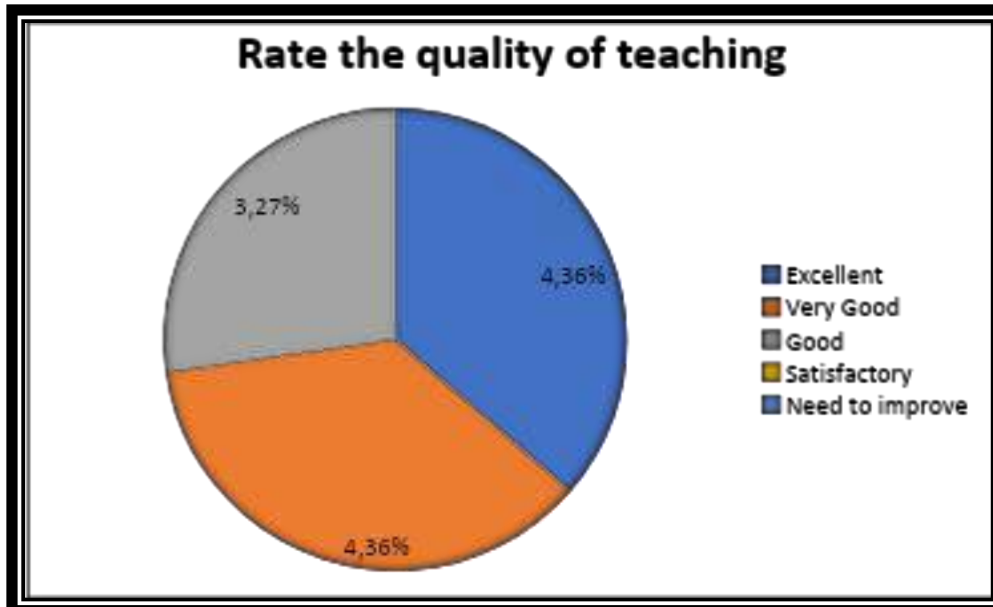


Analysis: From the above analysis, the majority of the students 37% rate the quality and relevance of the courses as excellent, 36% of students rate the very good, showing overall the quality and relevance of the courses are generally well received.”

3. How do you rate the quality of teaching?

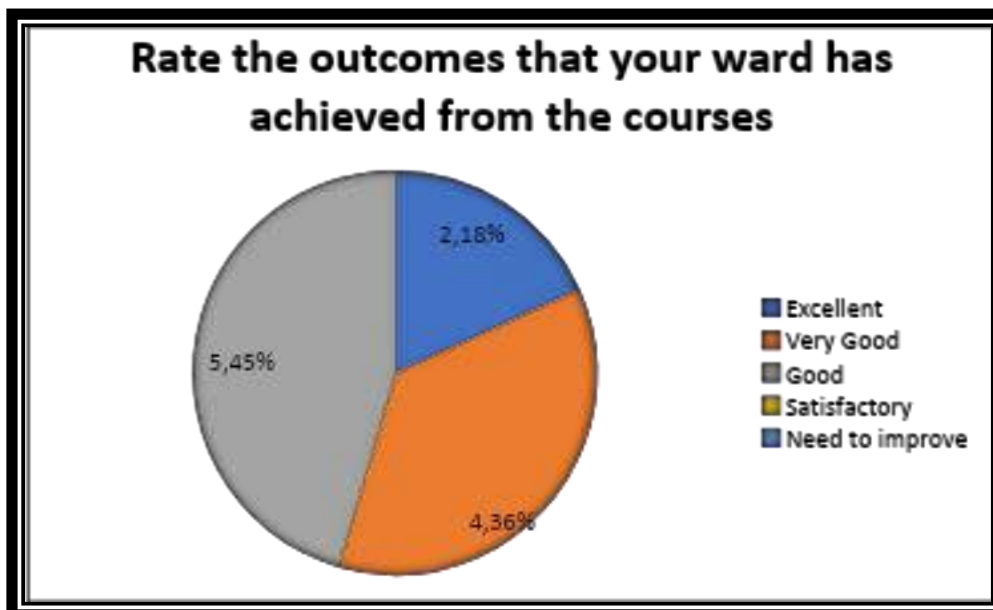
Student Feedback On Curriculum 2023-2024

NBT



Analysis: From the above analysis, the majority of the students (37%) rate the quality of teaching as Excellent, indicating high satisfaction with the teaching effectiveness.

4. How do you rate the outcomes that your ward has achieved from the courses?

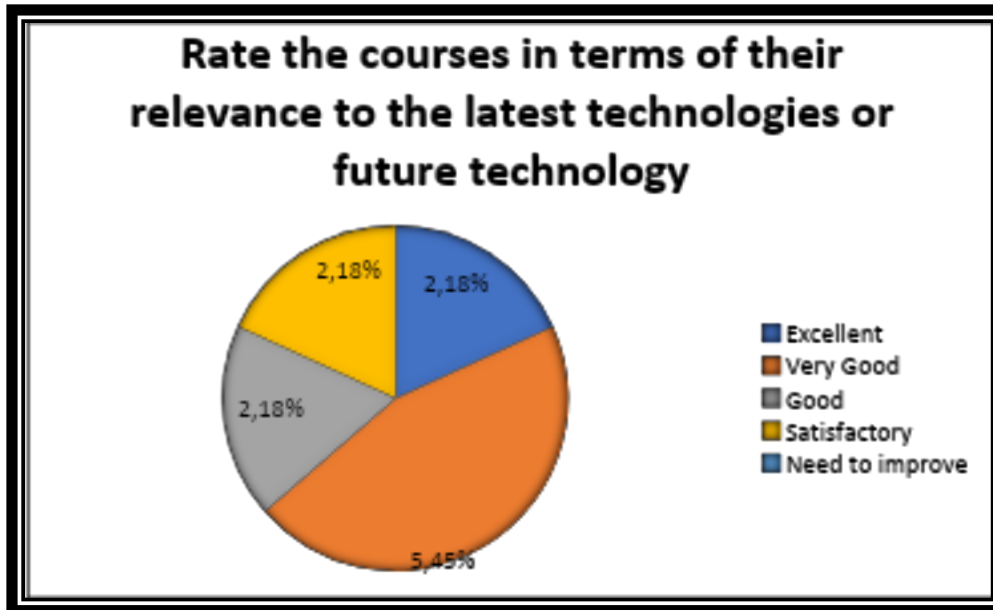


Analysis: From the above analysis, the majority of the students (46%) rate the outcomes achieved by their wards from the courses as "Good", while an additional 36% consider them "Very Good".

5. How do you rate the courses in terms of their relevance to the latest technologies or future technology?

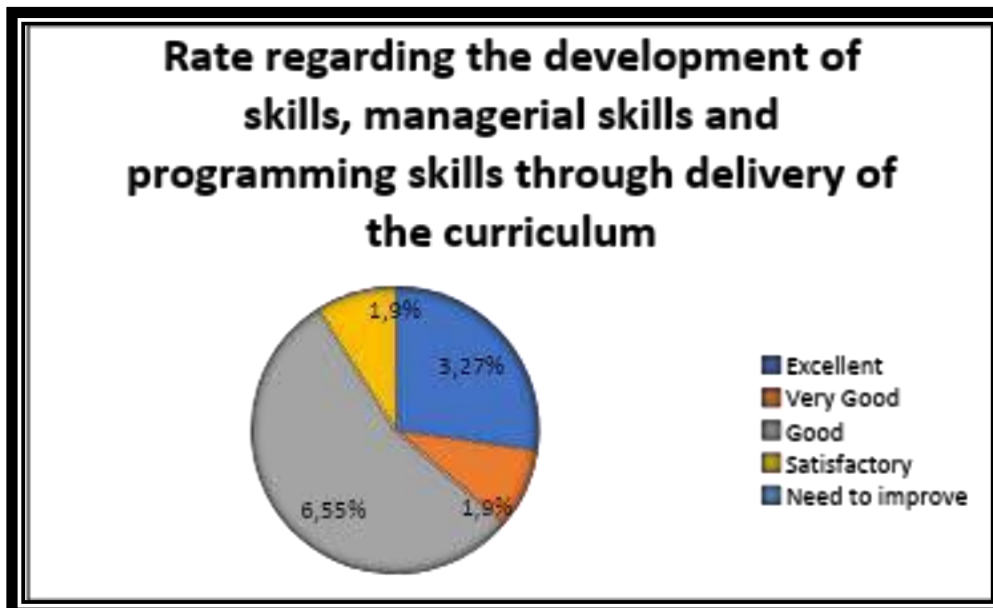
Student Feedback On Curriculum 2023-2024

NBT



Analysis: From the above analysis, the majority of the students (46%) rate the courses as very good in terms of relevance to the latest technologies or future technologies, with 18% rating it as both "Good and excellent".

6. How do you rate regarding the development of skills, managerial skills and programming skills through delivery of the curriculum?

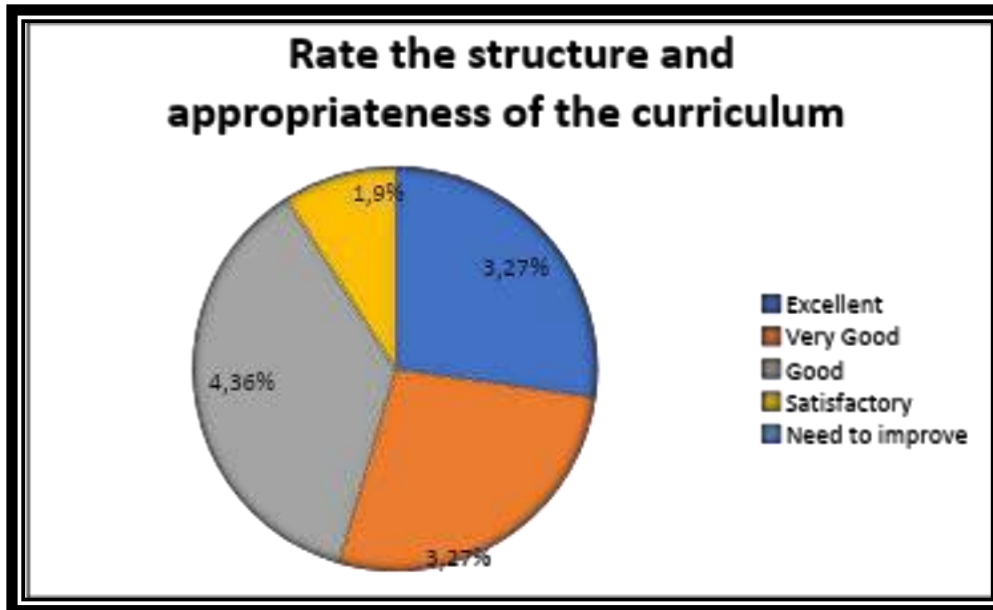


Analysis: From the above analysis, the majority of the students (55%) rate regarding the development of skills, managerial skills and programming skills through delivery of the curriculum is helpful to the student to meet professional goals, with 27% rating it as "Excellent".

7. How well the structure and appropriateness of the curriculum is?

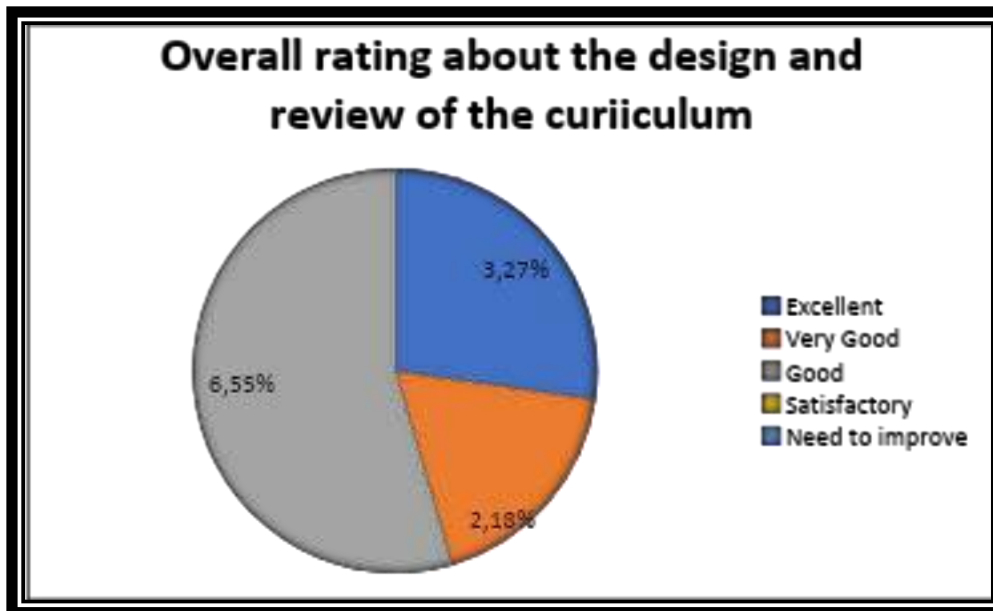
Student Feedback On Curriculum 2023-2024

NBT



Analysis: From the above analysis the largest segment of respondents 37% rated the curriculum as "Good," while a significant portion 27% of people find the curriculum to be well-structured and appropriate for their needs.

8. Your overall rating about the design and review of the curriculum.

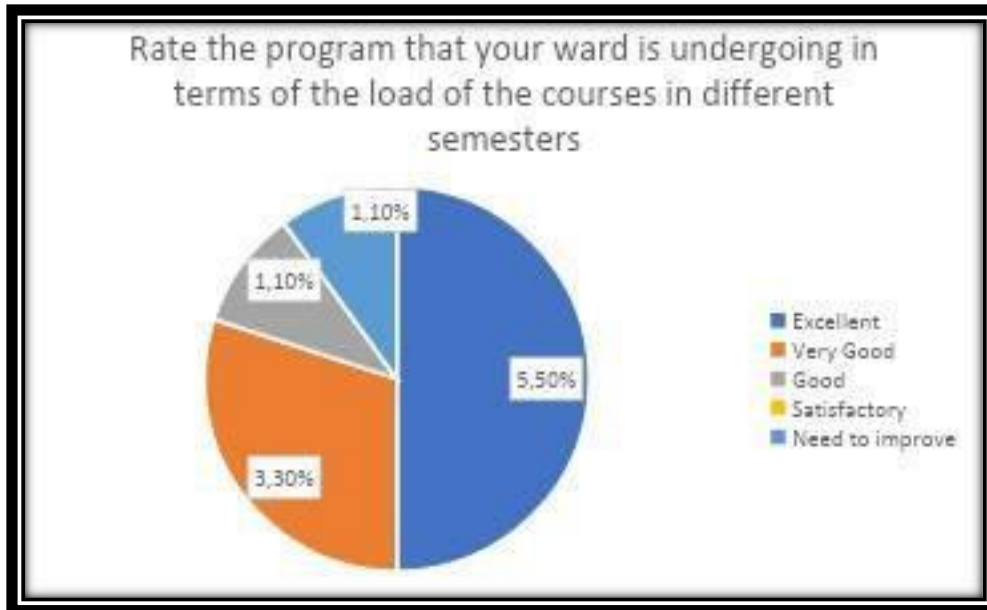


Analysis: From the above analysis the majority of the students (55%) rated the design and review of the curriculum as "Good," while a significant portion (27%) also rating it as "Excellent".

1. How do you rate the program that your ward is undergoing in terms of the load of the courses in different semesters?

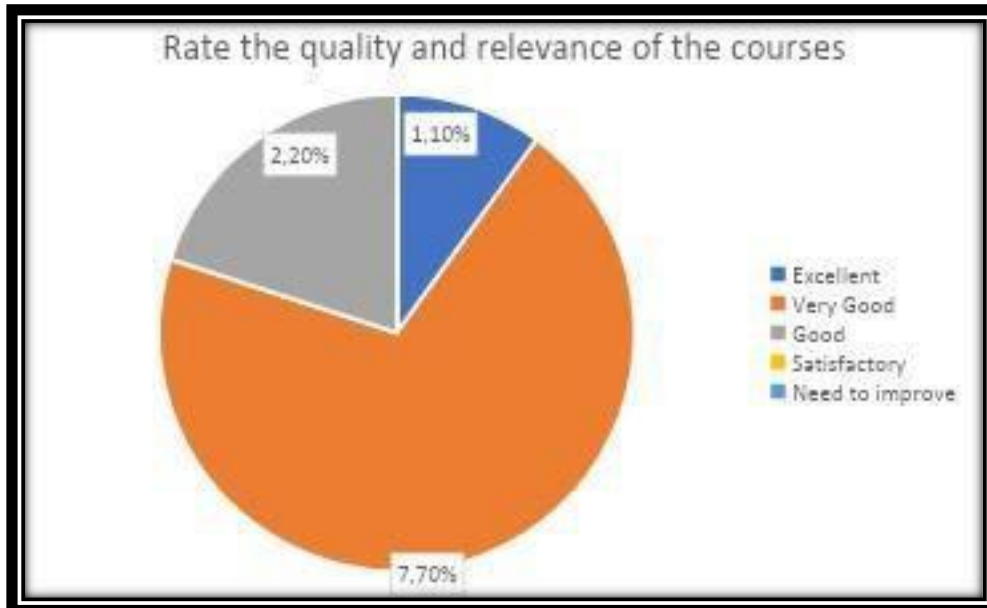
Student Feedback On Curriculum 2023-2024

NBT



Analysis: From the above analysis, the majority of students (50%) rate the course load of the program as "Excellent", indicating a high level of satisfaction with the balance and distribution of courses across semesters. Additionally, 30% of students rate the course load as "Satisfactory", showing overall well-affectedness.

2. How do you rate the quality and relevance of the courses?

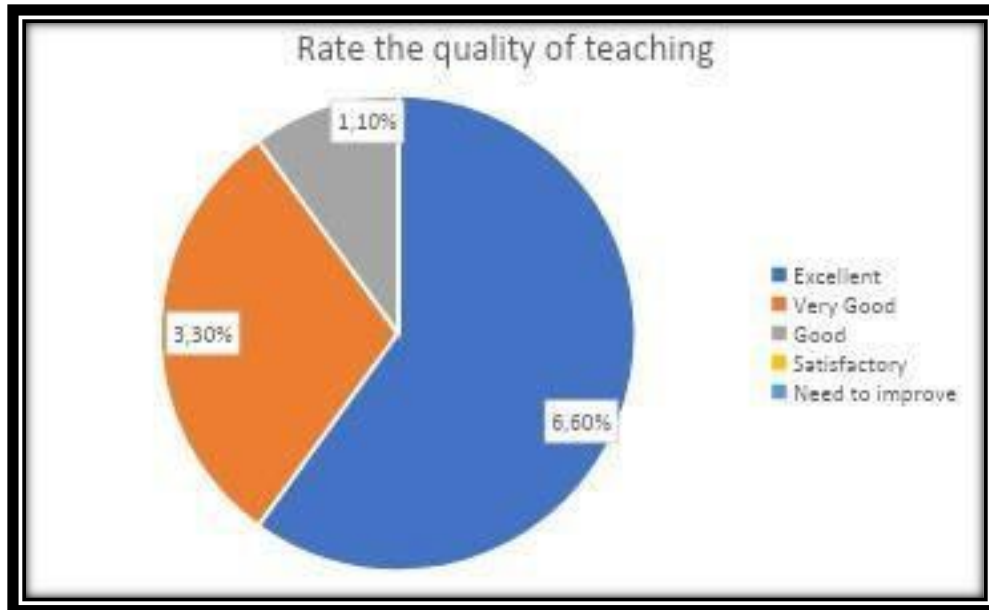


Analysis: From the above analysis, the majority of the students 70% rate the quality and relevance of the courses as Satisfactory, 20% of students rate the good, showing overall the quality and relevance of the courses are generally well received."

3. How do you rate the quality of teaching?

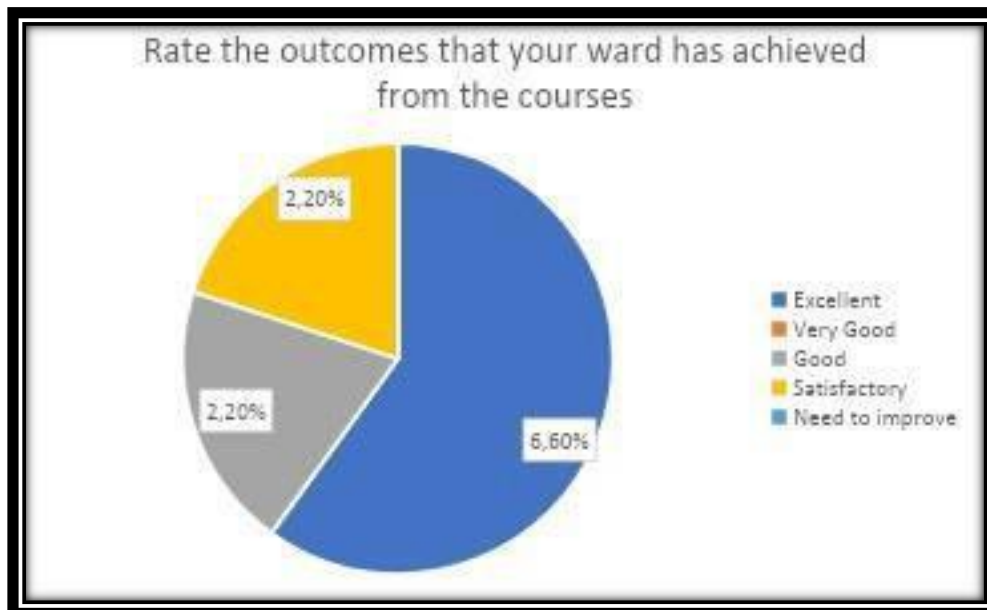
StudentFeedbackOnCurriculum2023-2024

NBT



Analysis: From the above analysis, the majority of the students (60%) rate the quality of teaching as "Need to improve", 30% indicating high satisfaction with the teaching effectiveness.

4. How do you rate the outcomes that your ward has achieved from the courses?

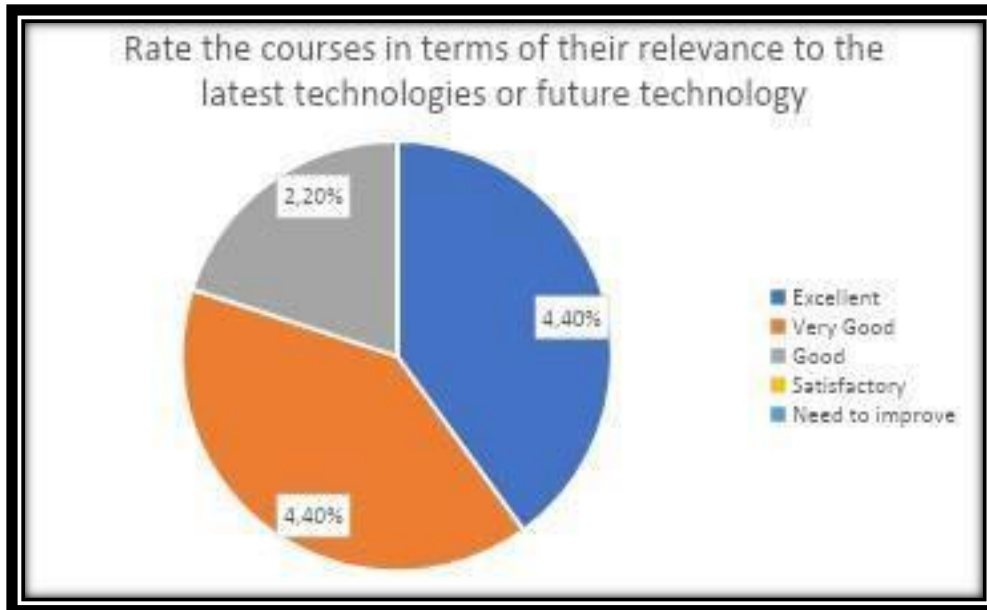


Analysis: From the above analysis, the majority of the students (60%) rate the outcomes achieved by their wards from the courses as "Excellent", while an additional 20% consider them "Good and Satisfactory".

5. How do you rate the courses in terms of their relevance to the latest technologies or future technology?

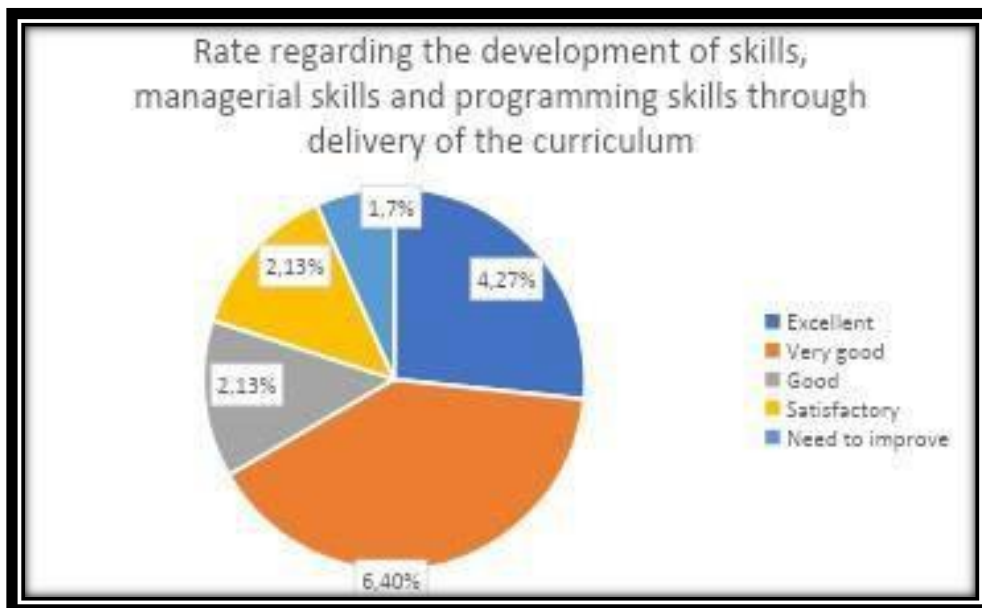
Student Feedback On Curriculum 2023-2024

NBT



Analysis: From the above analysis, the majority of the students (40%) rate the courses as excellent and very good in terms of relevance to the latest technologies or future technologies, with 20% rating it as "Good".

6. How do you rate regarding the development of skills, managerial skills and programming skills through delivery of the curriculum?

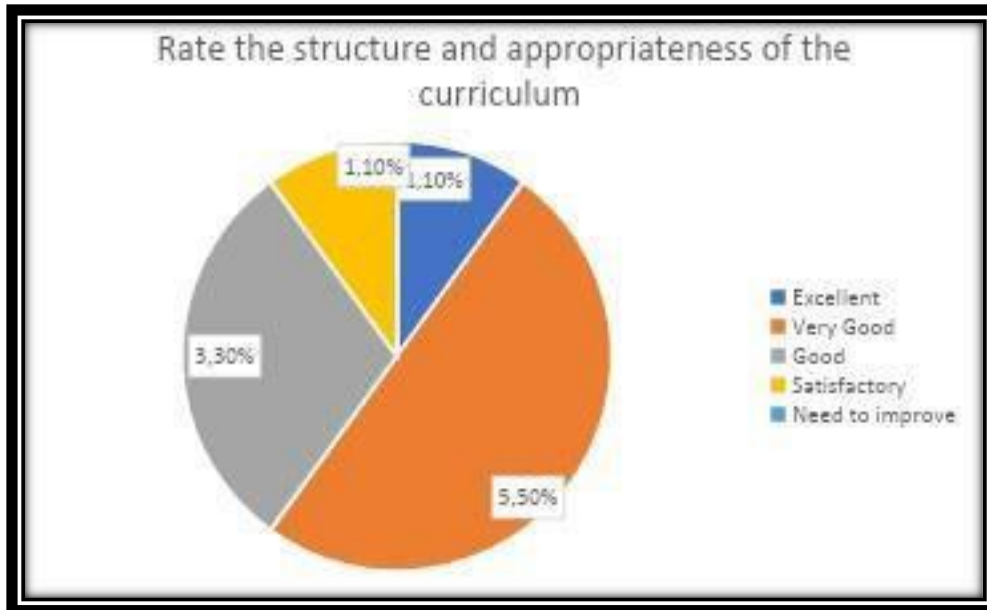


Analysis From the above analysis, the majority of the students (40%) rate regarding the development of skills, managerial skills and programming skills through delivery of the curriculum is helpful to the students to meet professional goals, with 27% rating it as "Excellent".

7. How well the structure and appropriateness of the curriculum is?

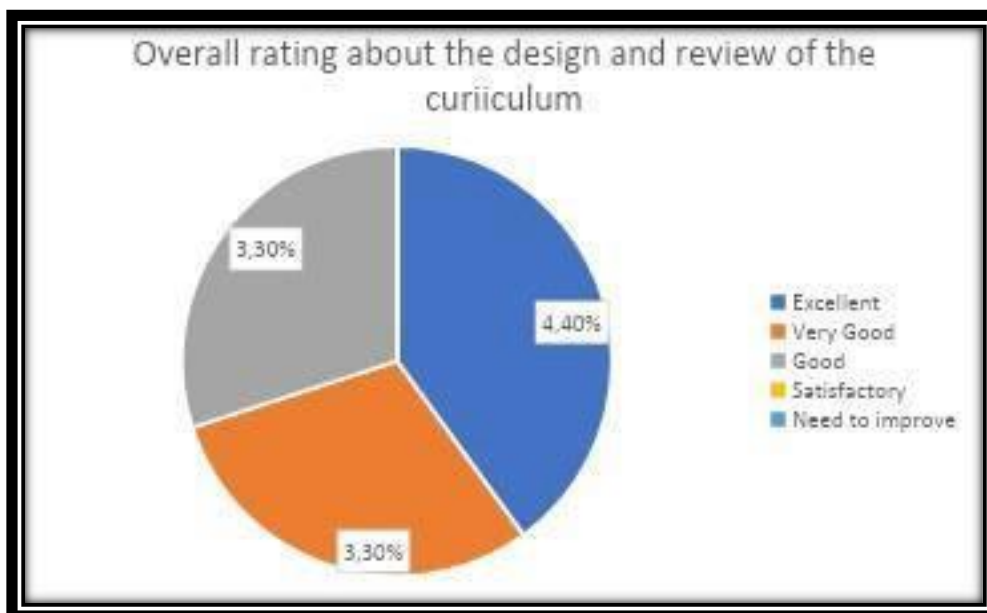
StudentFeedbackOnCurriculum2023-2024

NBT



Analysis: From the above analysis the largest segment of respondents 50% rated the curriculum as "Very Good." while a significant portion 30% of people find the curriculum to be well-structured and appropriate for their needs.

8. Your overall rating about the design and review of the curriculum.

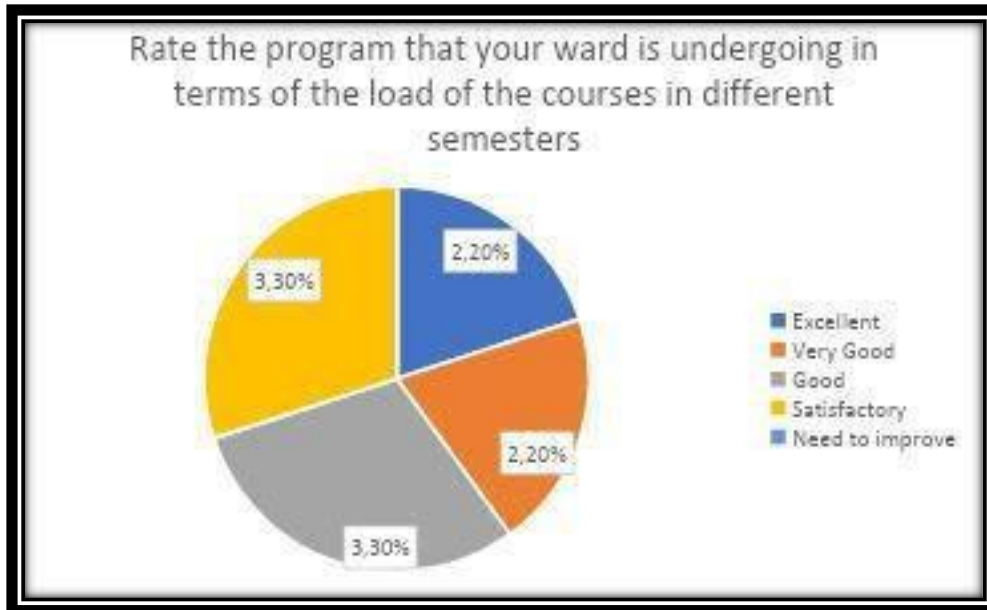


Analysis: From the above analysis the majority of the students (40%) rated the design and review of the curriculum as "Excellent" while a significant portion (30%) also rated it as "Good and Very Good".

1. How do you rate the program that your ward is undergoing in terms of the load of the courses in different semesters?

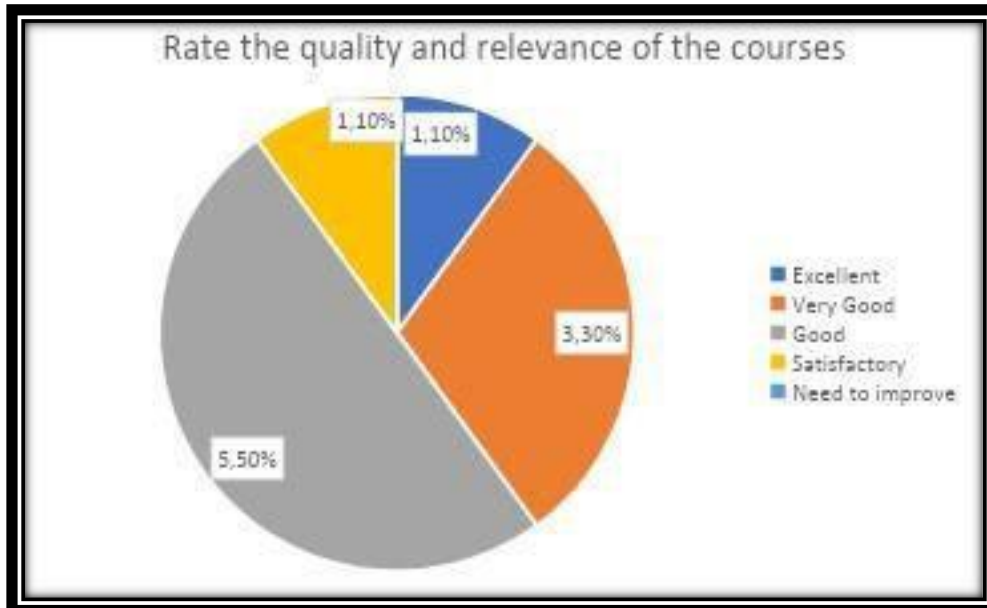
StudentFeedbackOnCurriculum2023-2024

NBT



Analysis: From the above analysis, the majority of students (30%) rate the course load of the program as "Satisfactory and good", indicating a high level of satisfaction with the balance and distribution of courses across semesters. Additionally, 20% of students rate the course load as "Excellent and very Good", showing overall well-affectedness.

2. How do you rate the quality and relevance of the courses?

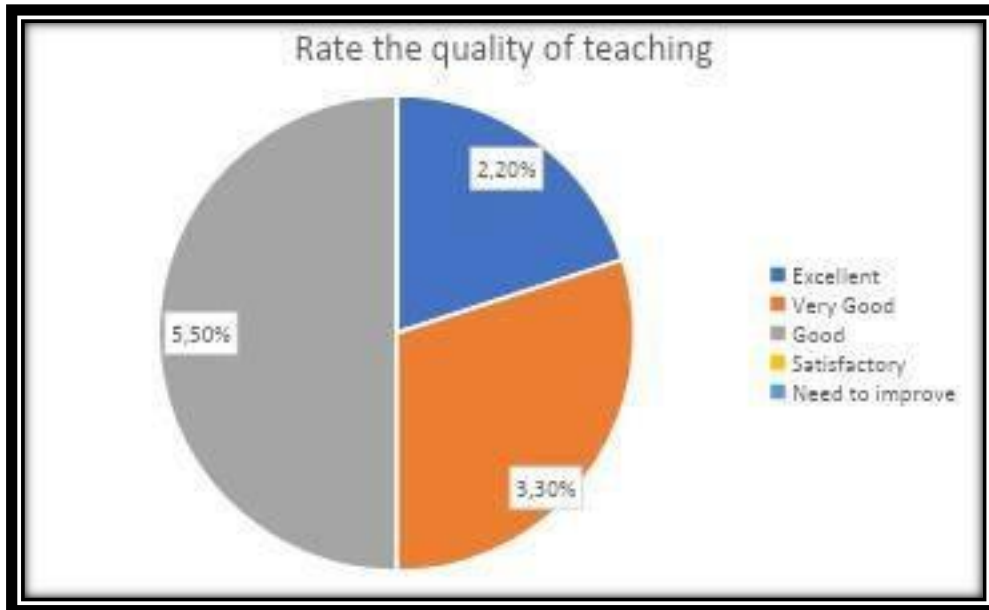


Analysis From the above analysis, the majority of the students 50% rate the quality and relevance of the courses as good, 30% of students rate the Very good, showing overall the quality and relevance of the courses are generally well received."

3. How do you rate the quality of teaching?

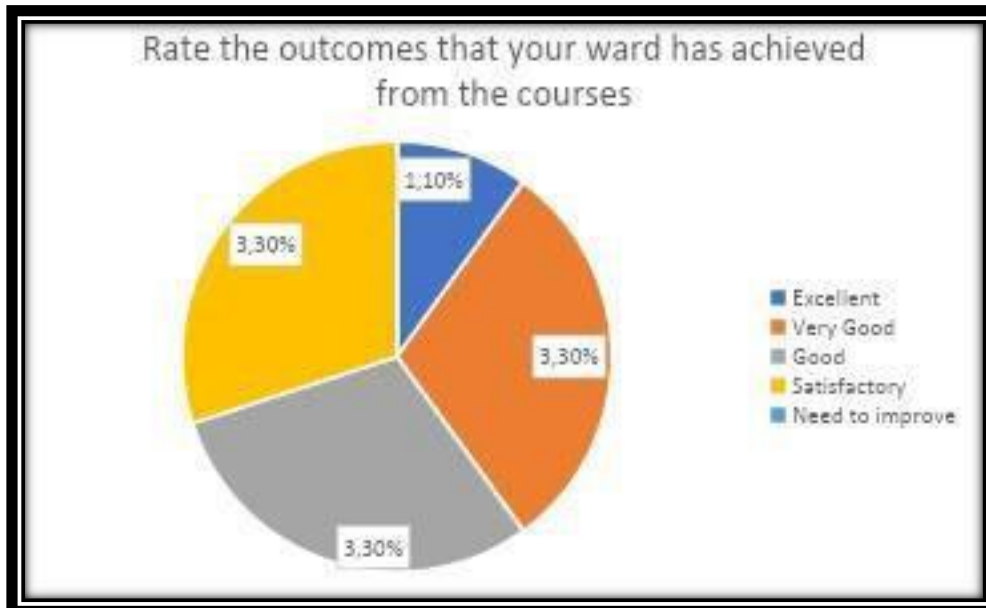
StudentFeedbackOnCurriculum2023-2024

NBT



Analysis: From the above analysis, the majority of the students (50%) rate the quality of teaching as Good, indicating high satisfaction with the teaching effectiveness.

4. How do you rate the outcomes that your ward has achieved from the courses?

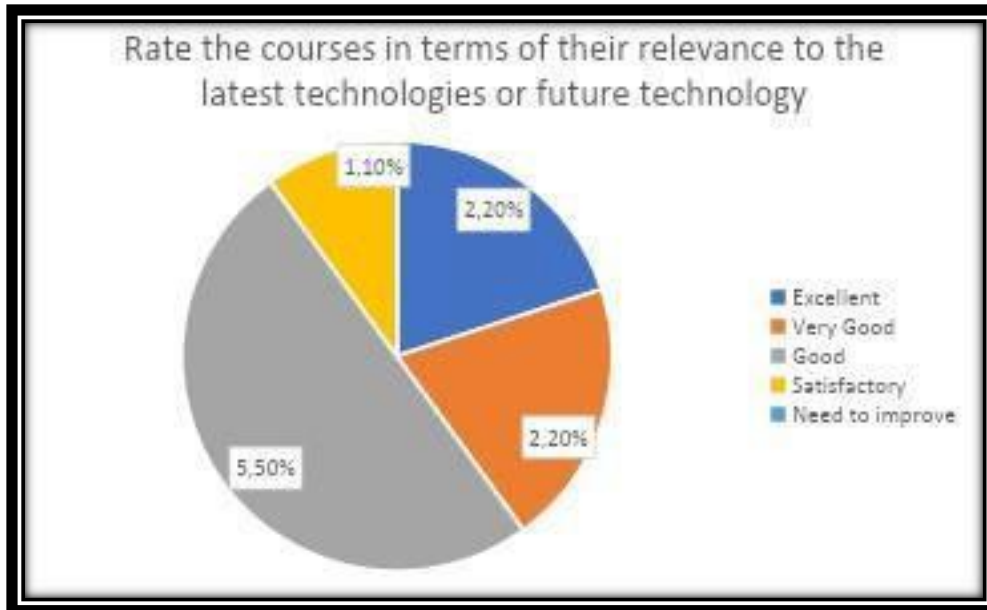


Analysis: From the above analysis, the majority of the students (30%) rate the outcomes that your ward has achieved from the courses as good, Very good and Satisfactory, with 10% rating it as "Excellent."

5. How do you rate the courses in terms of their relevance to the latest technologies or future technology?

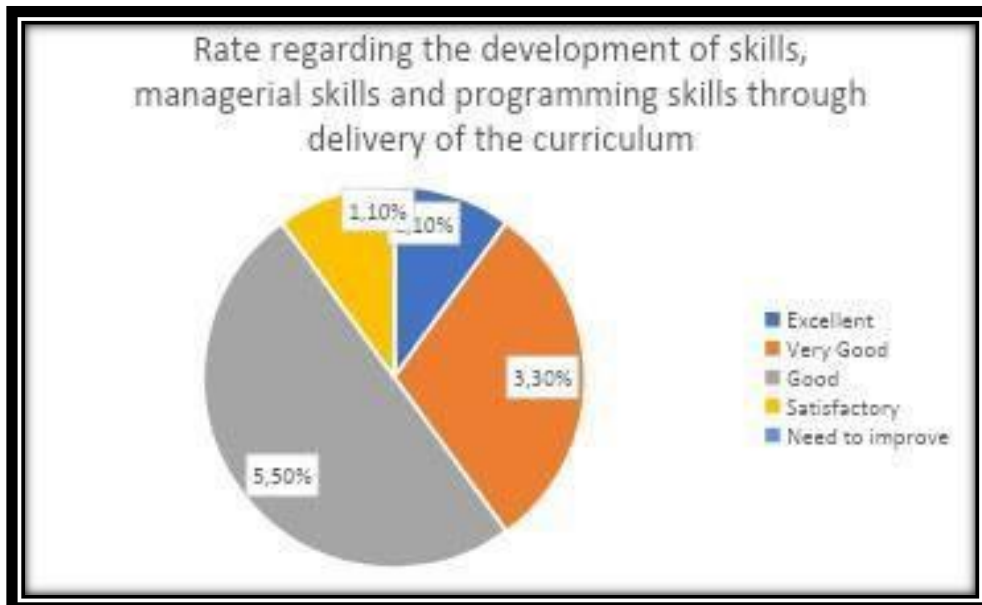
Student Feedback On Curriculum 2023-2024

NBT



Analysis From the above analysis the majority of the students (50%) rate the courses as Good in terms of relevance to the latest technologies or future technologies, with 20% rating it as "Very Good and Excellent".

6. How do you rate regarding the development of skills, managerial skills and programming skills through delivery of the curriculum?

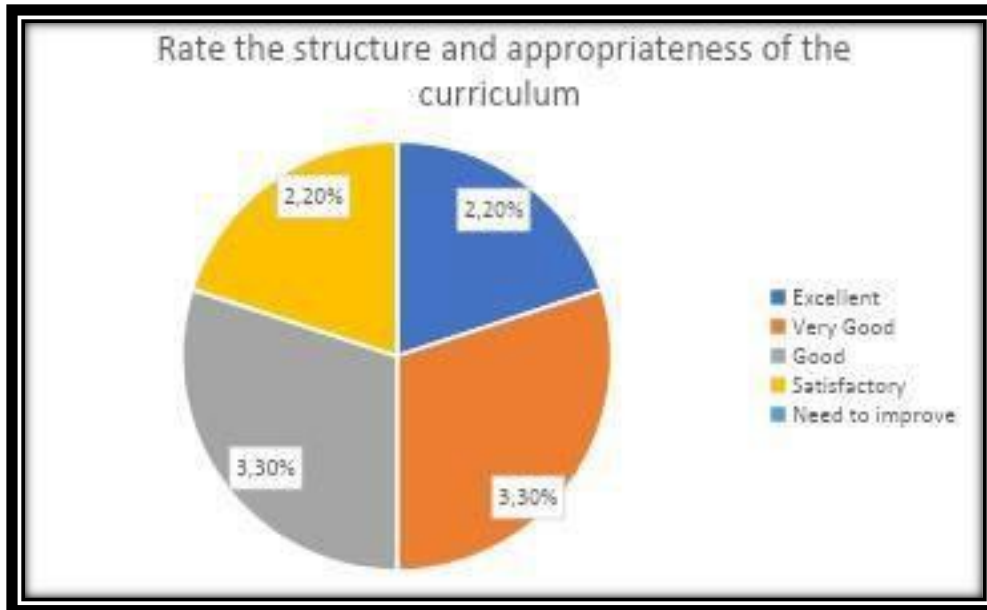


Analysis: From the above analysis the majority of the students (50%) rate regarding the development of skills, managerial skills and programming skills through delivery of the curriculum is help the student to meet professional goals, with 30% rating it as "Very Good".

7. How well the structure and appropriateness of the curriculum is?

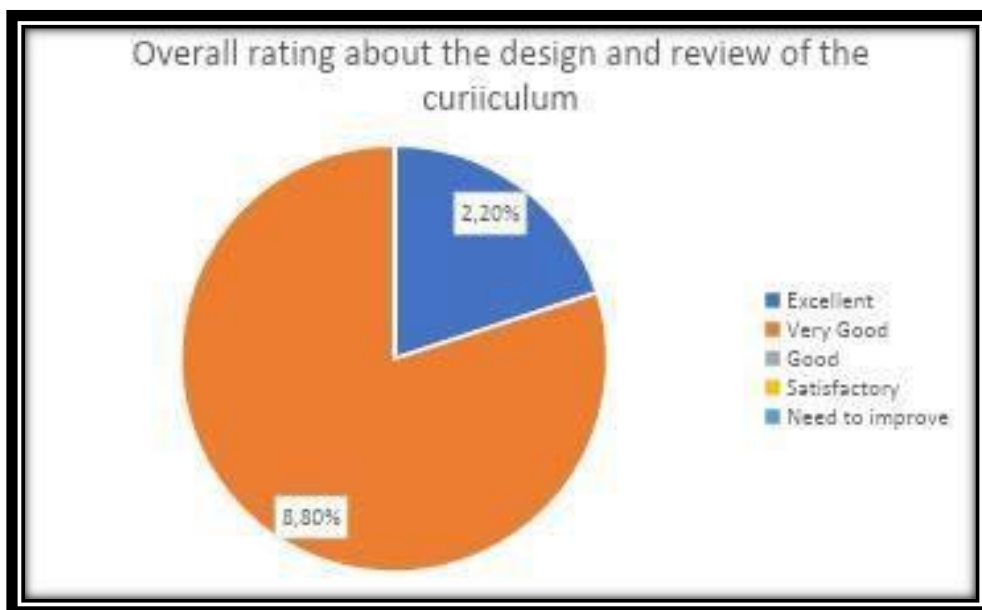
StudentFeedbackOnCurriculum2023-2024

NBT



Analysis: From the above analysis, the largest segment of respondents (30%) rated the curriculum as "Very Good and Good" while a significant portion (20%) of people find the curriculum to be well-structured and appropriate for their needs.

8. Your overall rating about the design and review of the curriculum.



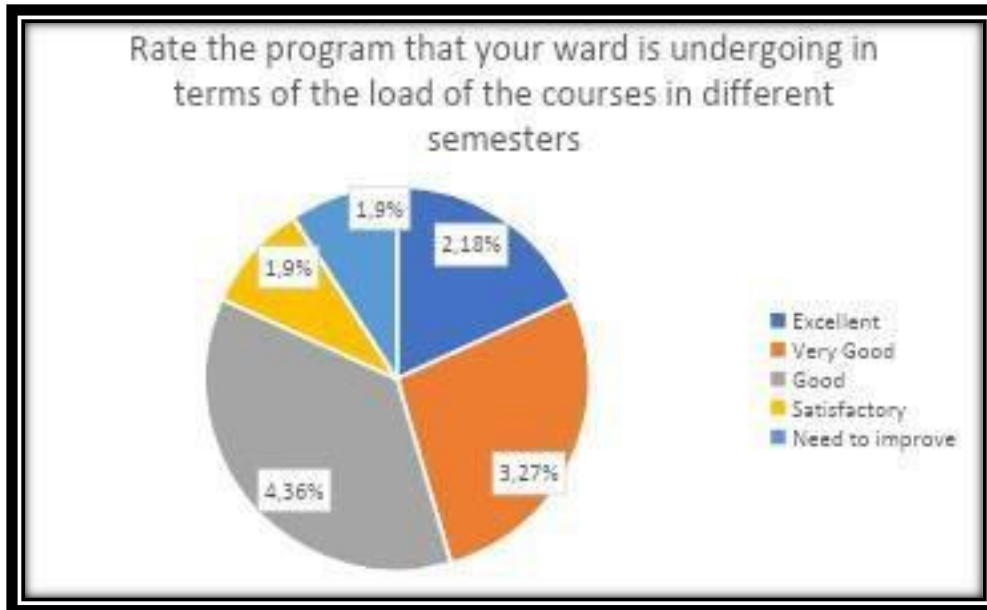
NCM

Analysis: From the above analysis, the majority of the students (80%) rated the design and review of the curriculum as "Very Good," while a significant portion (20%) also rating it as "Excellent".

1. How do you rate the program that your ward is undergoing in terms of the load of the courses in different semesters?

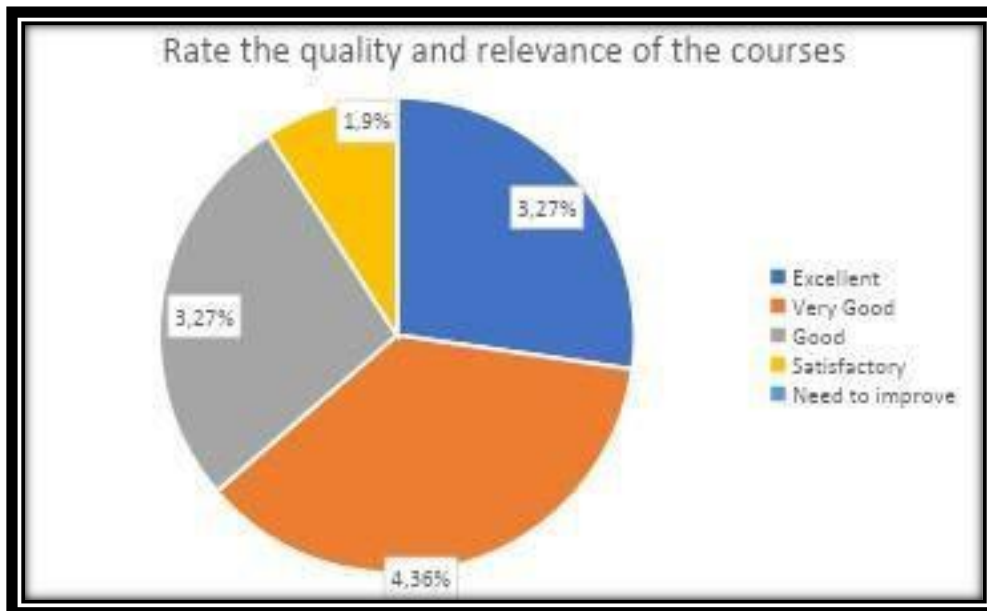
Student Feedback On Curriculum 2023-2024

NBT



Analysis: From the above analysis, the majority of students (37%) rate the course load of the program as "good", indicating a high level of satisfaction with the balance and distribution of courses across semesters. Additionally, 27% of students rate the course load as "Very Good", showing overall well-affectedness.

1. How do you rate the quality and relevance of the courses?

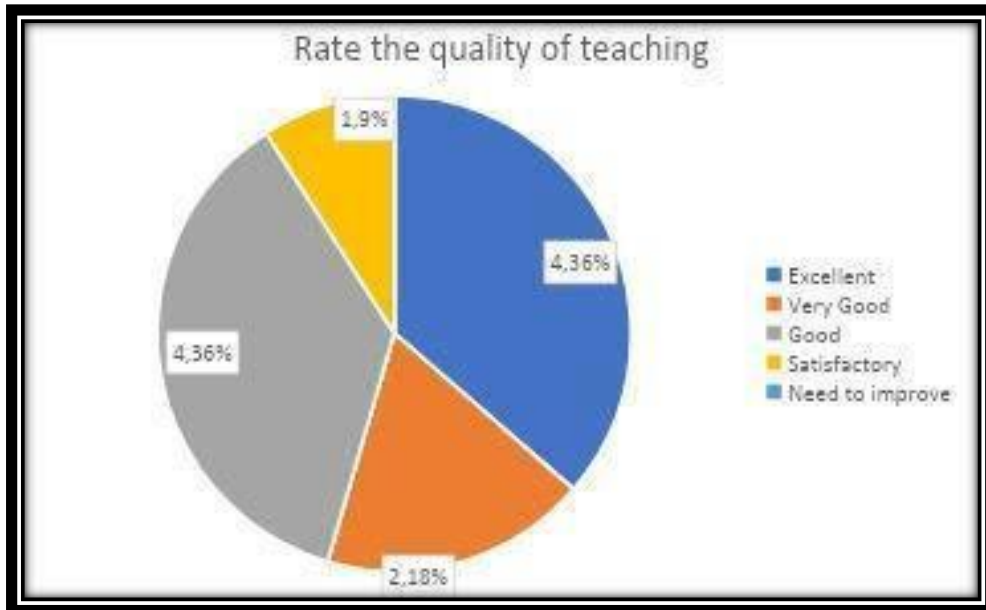


Analysis: From the above analysis, the majority of the students 37% rate the quality and relevance of the courses as very good, 27% of students rate the good and Excellent, showing overall the quality and relevance of the courses are generally well received."

2. How do you rate the quality of teaching?

Student Feedback On Curriculum 2023-2024

NBT



Analysis: From the above analysis, the majority of the students (37%) rate the quality of teaching as Excellent, indicating high satisfaction with the teaching effectiveness.

3. How do you rate the outcomes that your ward has achieved from the courses?

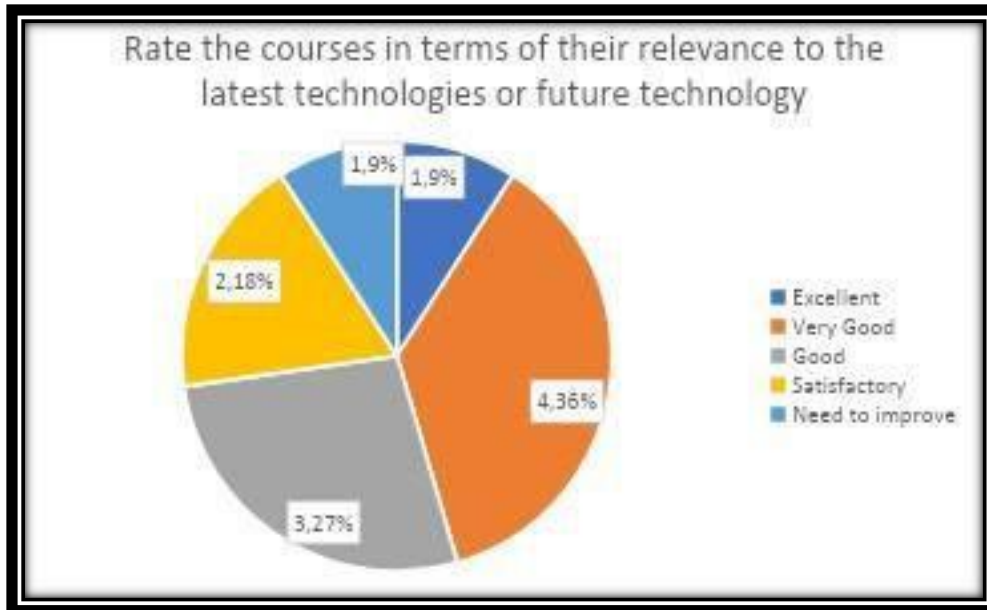


Analysis: From the above analysis, the majority of the students (37%) rate the outcomes that your ward has achieved from the courses as Very good, with 18% rating it as either "Good and Excellent."

4. How do you rate the courses in terms of their relevance to the latest technologies or future technology?

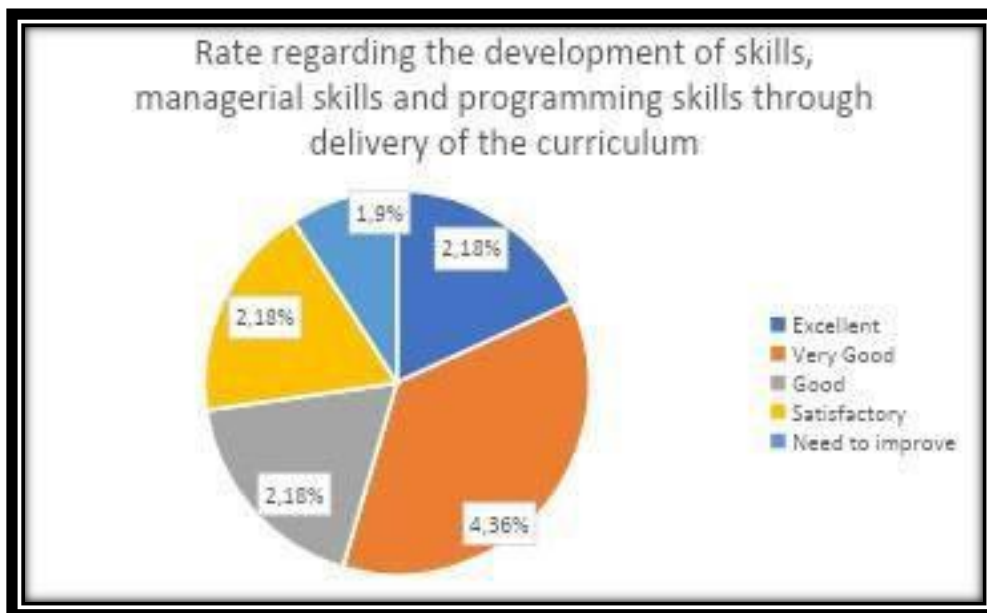
Student Feedback On Curriculum 2023-2024

NBT



Analysis: From the above analysis, the majority of the students (37%) rate the courses as Very good in terms of relevance to the latest technologies or future technologies, with 27% rating it as "Good".

5. How do you rate regarding the development of skills, managerial skills and programming skills through delivery of the curriculum?

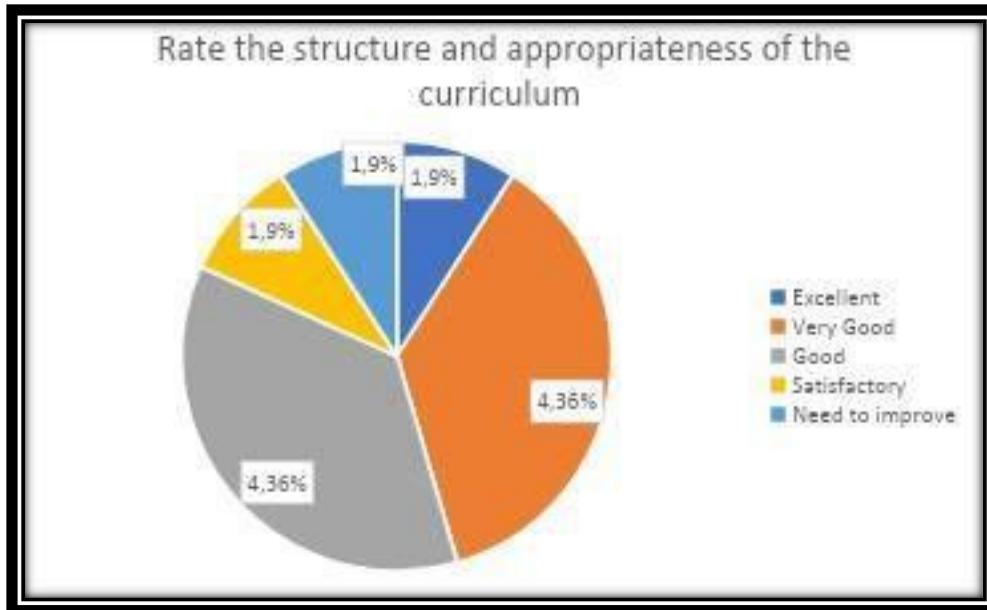


Analysis: From the above analysis, the majority of the students (37%) rate regarding the development of skills, managerial skills and programming skills through delivery of the curriculum is help the students to meet professional goals, with 18% rating it as "Good and Excellent".

6. How well the structure and appropriateness of the curriculum is?

StudentFeedbackOnCurriculum2023-2024

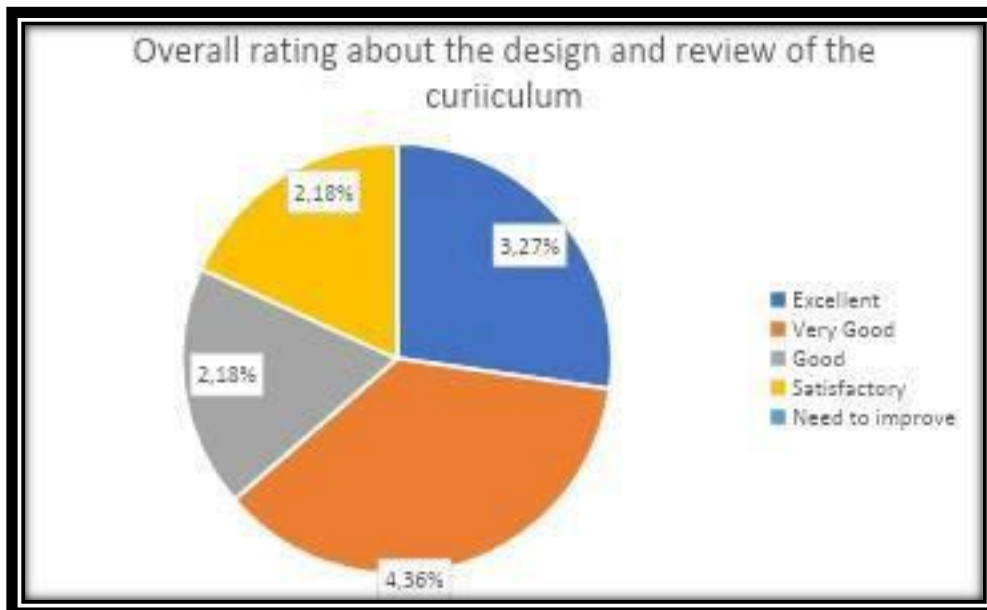
NBT



Analysis: From the above analysis

the largest segment of respondents 37% rated the curriculum as "Very Good," while a significant portion 36% of people find the curriculum to be well-structured and appropriate for their needs.

7. You overall rating about the design and review of the curriculum.

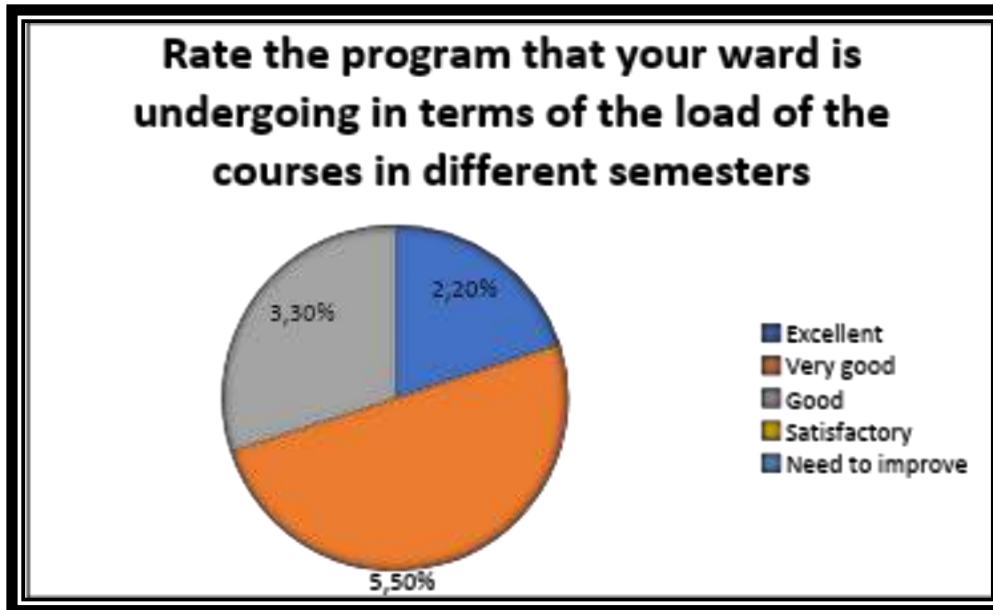


Analysis From the above analysis the majority of the students (37%) rated the design and review of the curriculum as "Very Good," while a significant portion (27%) also rating it as "Excellent".

1. How do you rate the program that your ward is undergoing in terms of the load of the courses in different semesters?

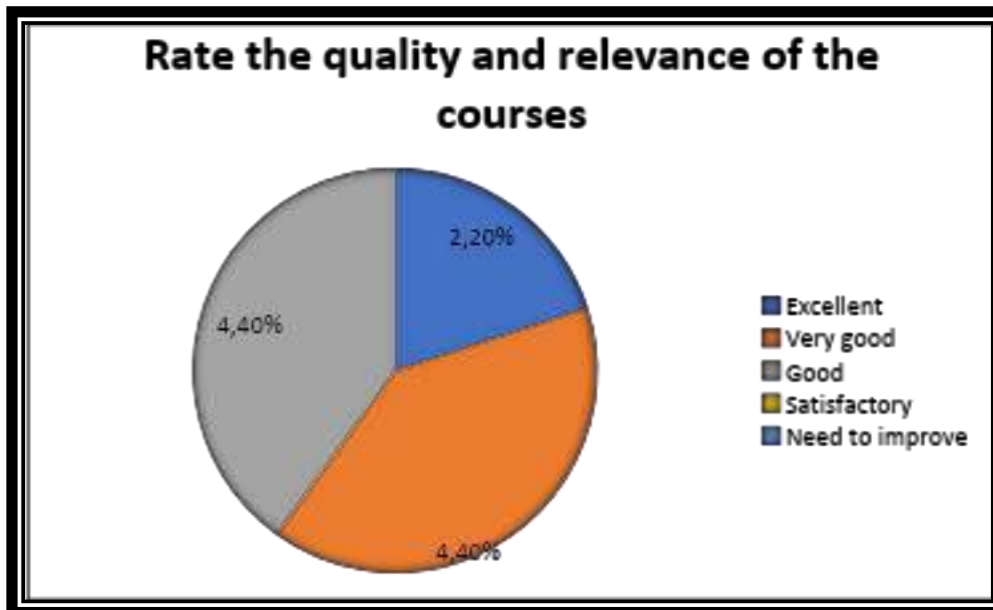
Student Feedback On Curriculum 2023-2024

NBT



Analysis: From the above analysis, the majority of students (50%) rate the course load of the program as "very good", indicating a high level of satisfaction with the balance and distribution of courses across semesters. Additionally, 30% of students rate the course load as "Good", showing overall well-affectedness.

2. How do you rate the quality and relevance of the courses?

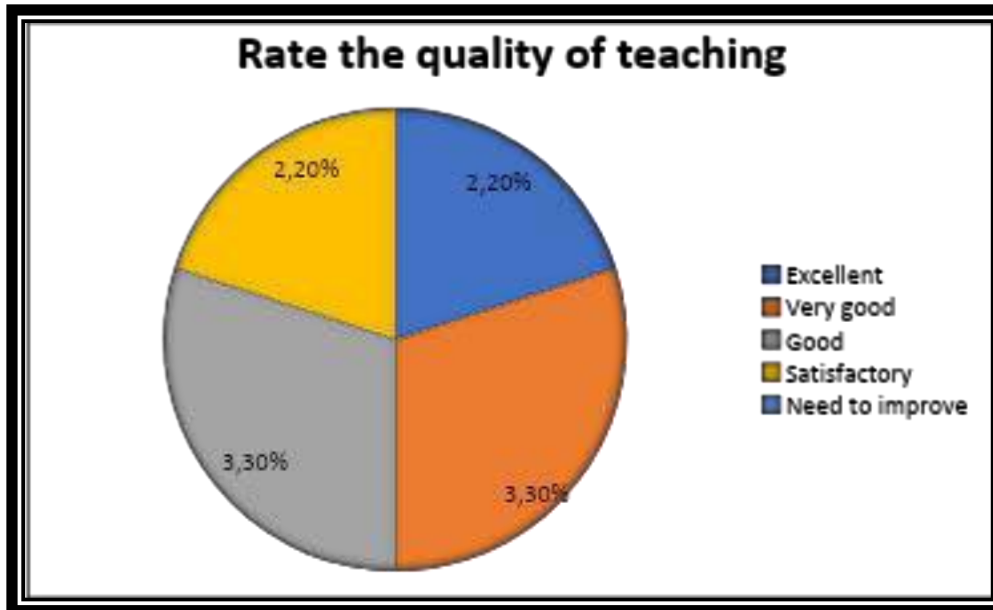


Analysis: From the above analysis, the majority of the students (40%) rate the quality and relevance of the courses as both very good and good, 20% of students rate the excellent, showing overall the quality and relevance of the courses are generally well received.

3. How do you rate the quality of teaching?

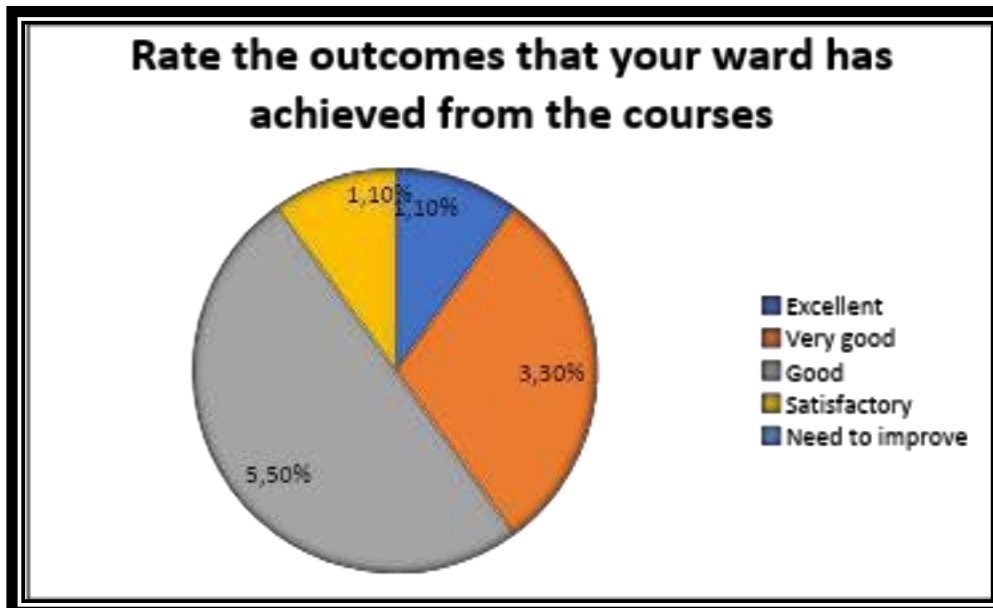
StudentFeedbackOnCurriculum2023-2024

NBT



Analysis: From the above analysis the majority of the students 30% rate the quality of teaching as both very good and good, indicating high satisfaction with the teaching effectiveness.

4. How do you rate the outcomes that your ward has achieved from the courses?

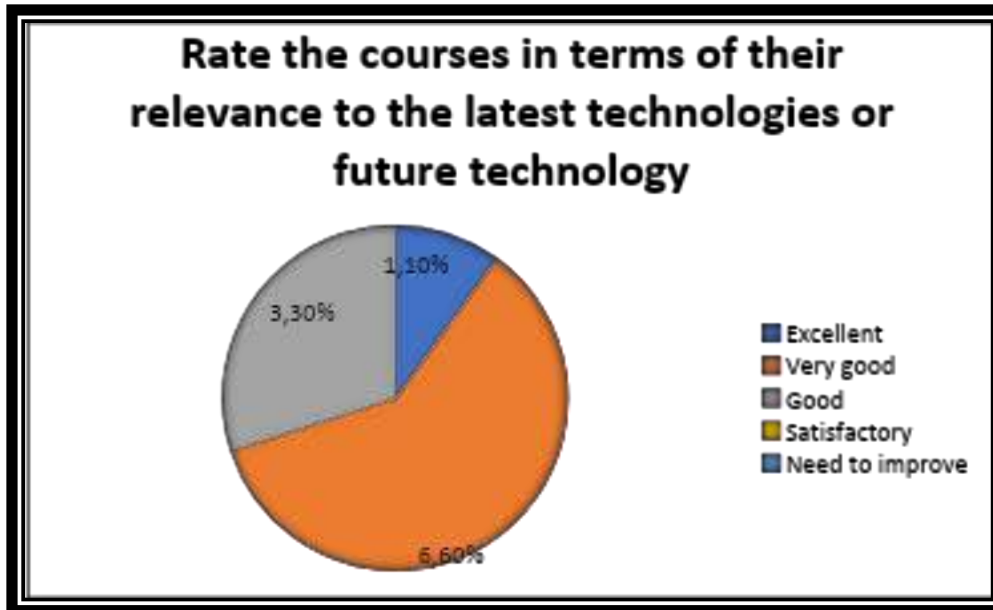


Analysis: From the above analysis the majority of the students (50%) rate the outcomes achieved by their wards from the courses as "Good", while an additional 30% consider them "Very Good".

5. How do you rate the courses in terms of their relevance to the latest technologies or future technology?

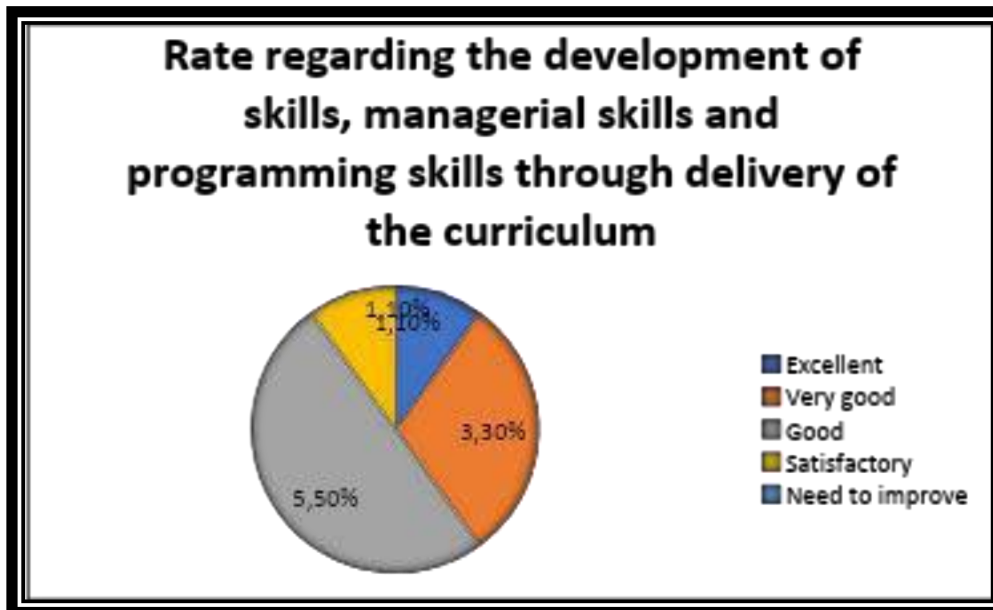
Student Feedback On Curriculum 2023-2024

NBT



Analysis: From the above analysis the majority of the students (60%) rate the courses as very good in terms of relevance to the latest technologies or future technologies, with 30% rating it as "Good".

6. How do you rate regarding the development of skills, managerial skills and programming skills through delivery of the curriculum?

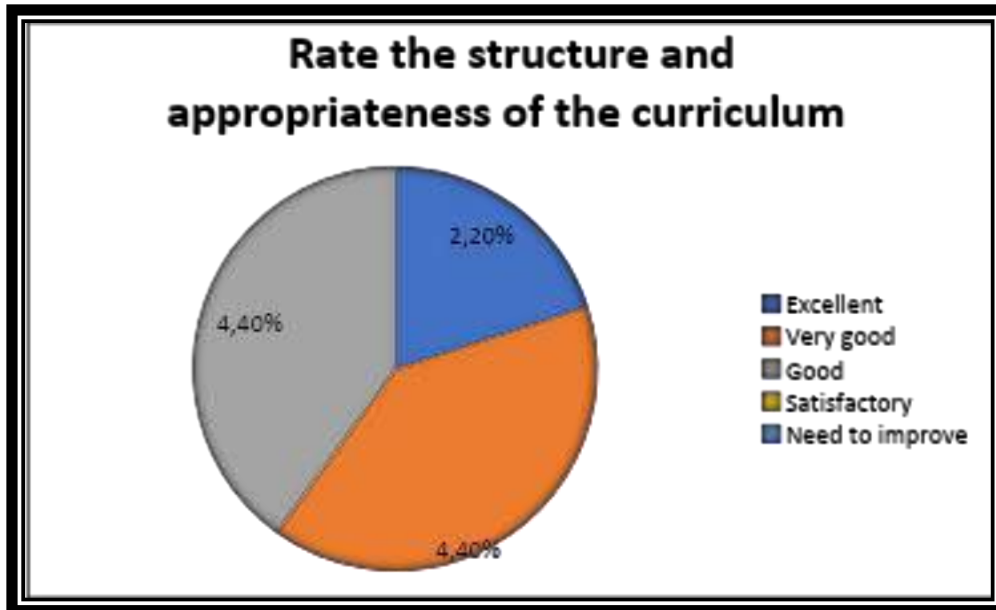


Analysis: From the above analysis the majority of the students (50%) rate regarding the development of skills, managerial skills and programming skills through delivery of the curriculum is help the student to meet professional goals, with 30% rating it as "very good".

7. How well the structure and appropriateness of the curriculum is?

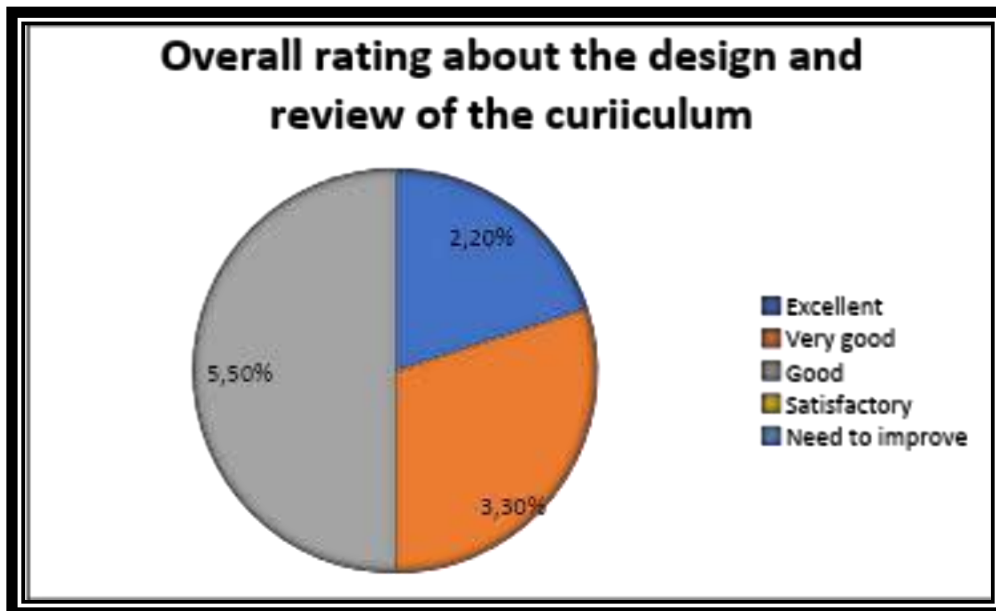
Student Feedback On Curriculum 2023-2024

NBT



Analysis: From the above analysis the largest segment of respondents 40% rated the curriculum as "Very Good," while a significant portion 40% of people find the curriculum to be well-structured and appropriate for their needs.

8. Your overall rating about the design and review of the curriculum.

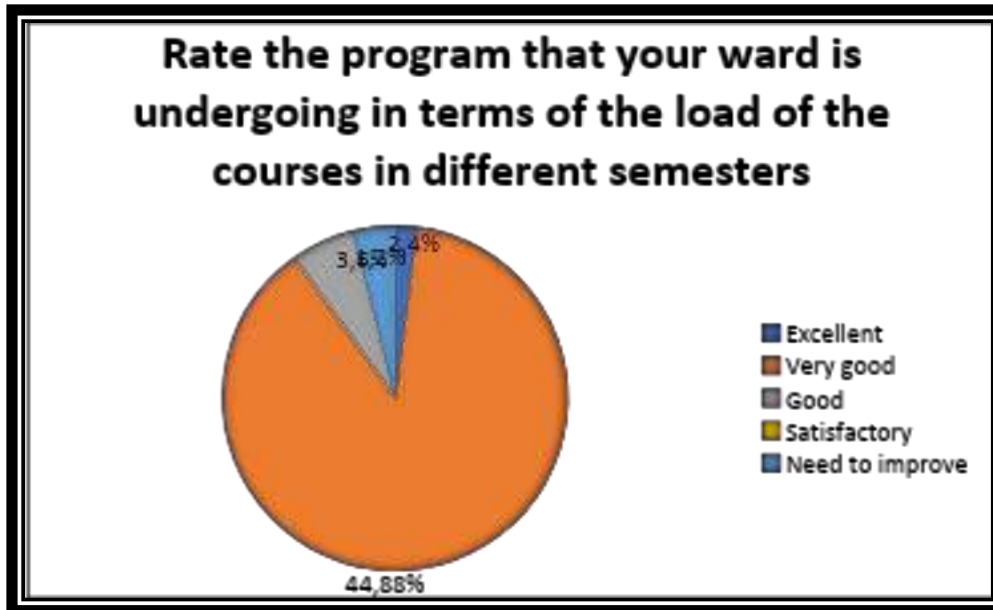


Analysis: From the above analysis the majority of the students (50%) rated the design and review of the curriculum as "Good," while a significant portion (30%) also rating it as "very good".

1. How do you rate the program that your ward is undergoing in terms of the load of the courses in different semesters?

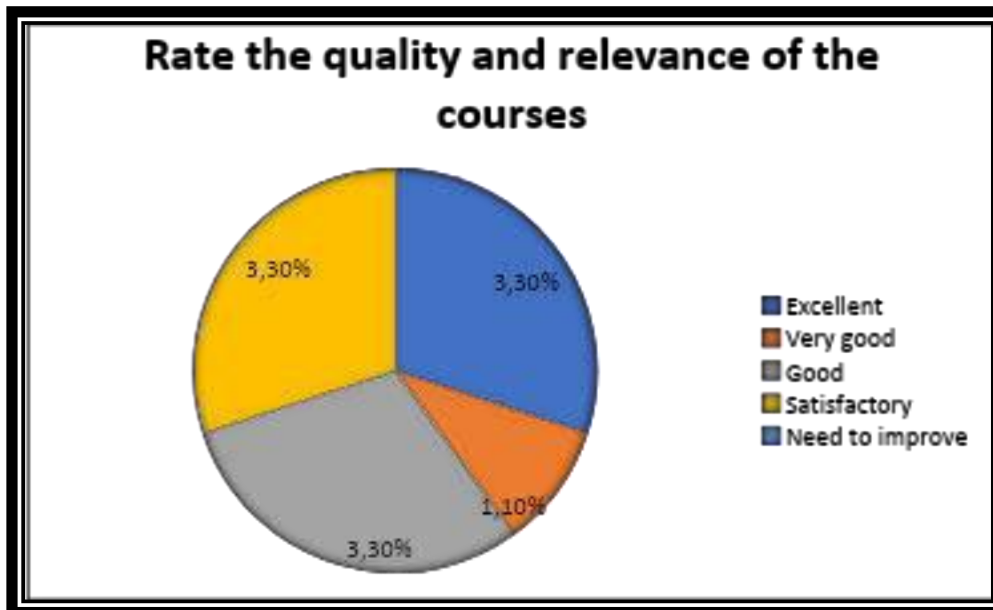
Student Feedback On Curriculum 2023-2024

NBT



Analysis: From the above analysis, the majority of students (88%) rate the course load of the program as “very good”, indicating a high level of satisfaction with the balance and distribution of courses across semesters. Additionally, 6% of students rate the course load as “Good”, showing overall well-affectedness.

2. How do you rate the quality and relevance of the courses?

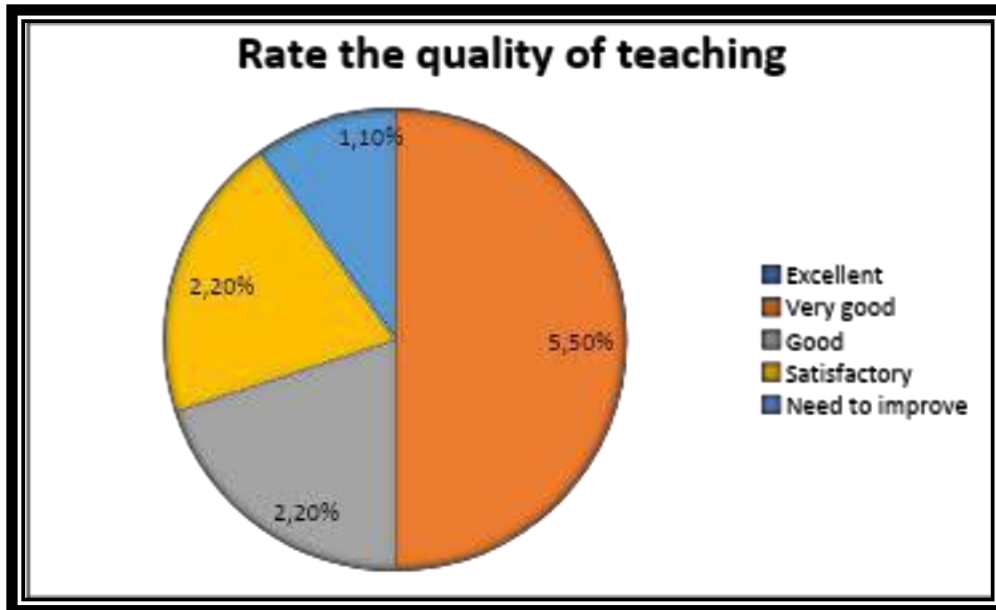


Analysis: From the above analysis, the majority of the students 30% rate the quality and relevance of the courses as very excellent, 30% of students rate the both very good and good, showing overall the quality and relevance of the courses are generally well received.”

3. How do you rate the quality of teaching?

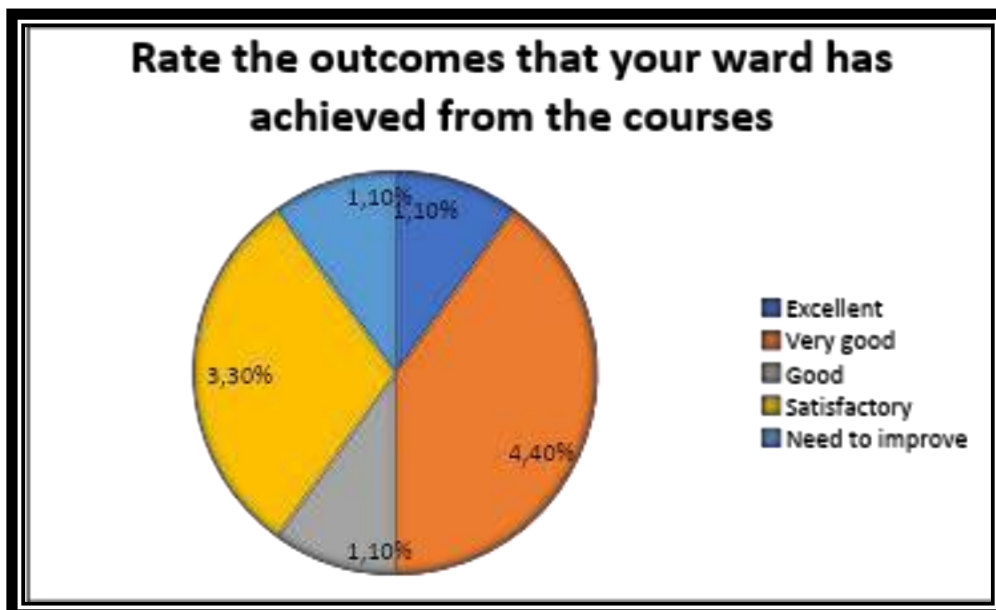
StudentFeedbackOnCurriculum2023-2024

NBT



Analysis: From the above analysis, the majority of the students (50%) rate the quality of teaching as very good, indicating high satisfaction with the teaching effectiveness.

4. How do you rate the outcomes that your ward has achieved from the courses?

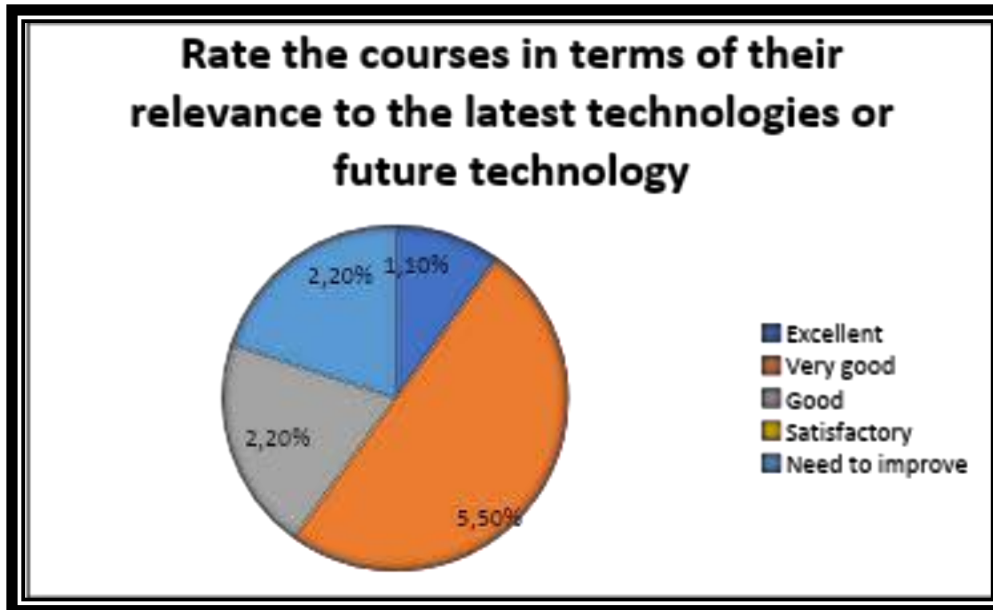


Analysis: From the above analysis, the majority of the students (40%) rate the outcomes achieved by their wards from the courses as "Very Good", while an additional 10% consider them "excellent".

5. How do you rate the courses in terms of their relevance to the latest technologies or future technology?

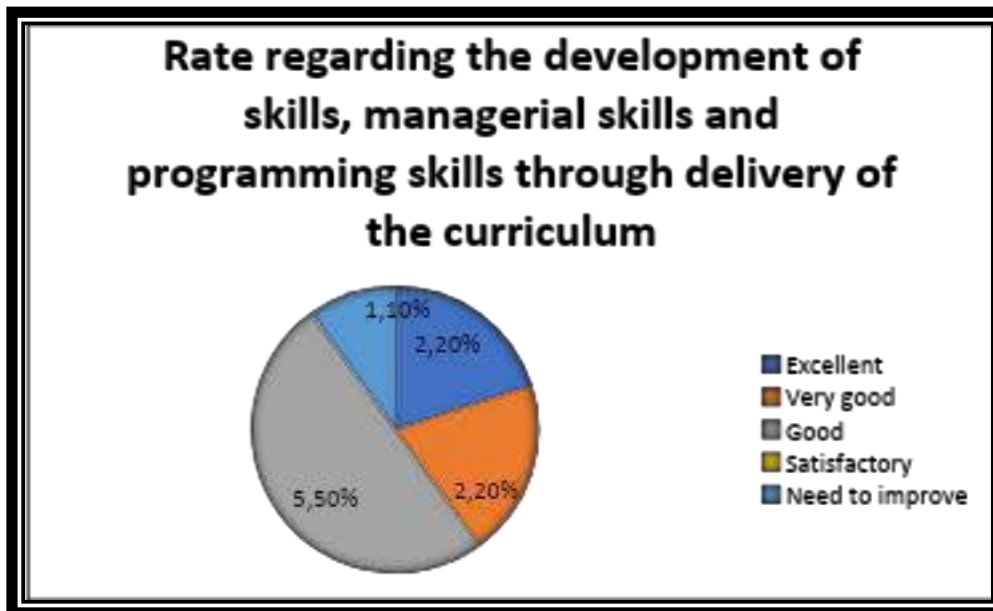
Student Feedback On Curriculum 2023-2024

NBT



Analysis: From the above analysis the majority of the students (50%) rate the courses as very good in terms of relevance to the latest technologies or future technologies, with 20% rating it as "Good".

6. How do you rate regarding the development of skills, managerial skills and programming skills through delivery of the curriculum?

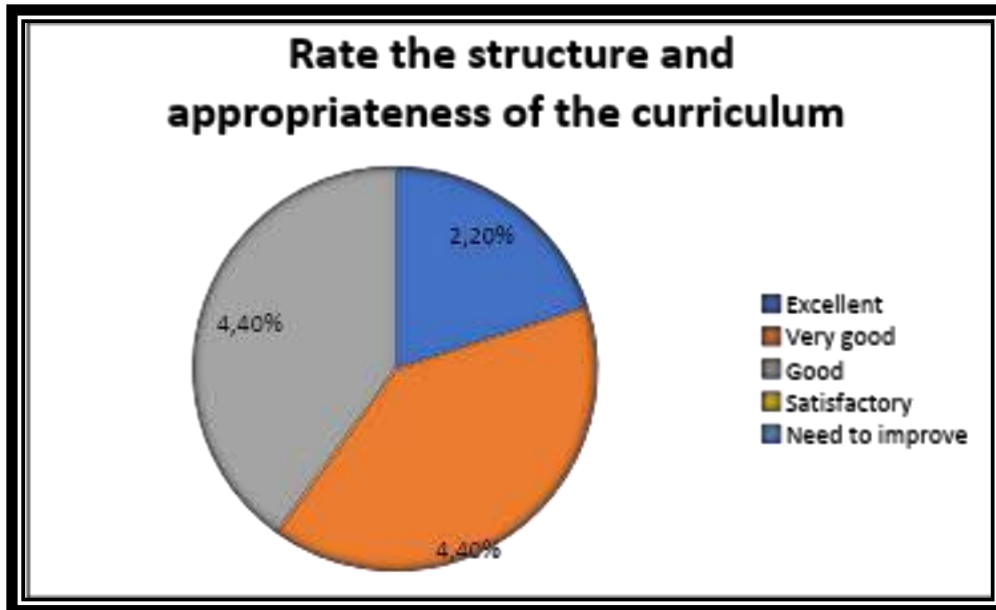


Analysis: From the above analysis the majority of the students (50%) rate regarding the development of skills, managerial skills and programming skills through delivery of the curriculum is help the student to meet professional goals, with 20% rating it as "Excellent".

7. How well the structure and appropriateness of the curriculum is?

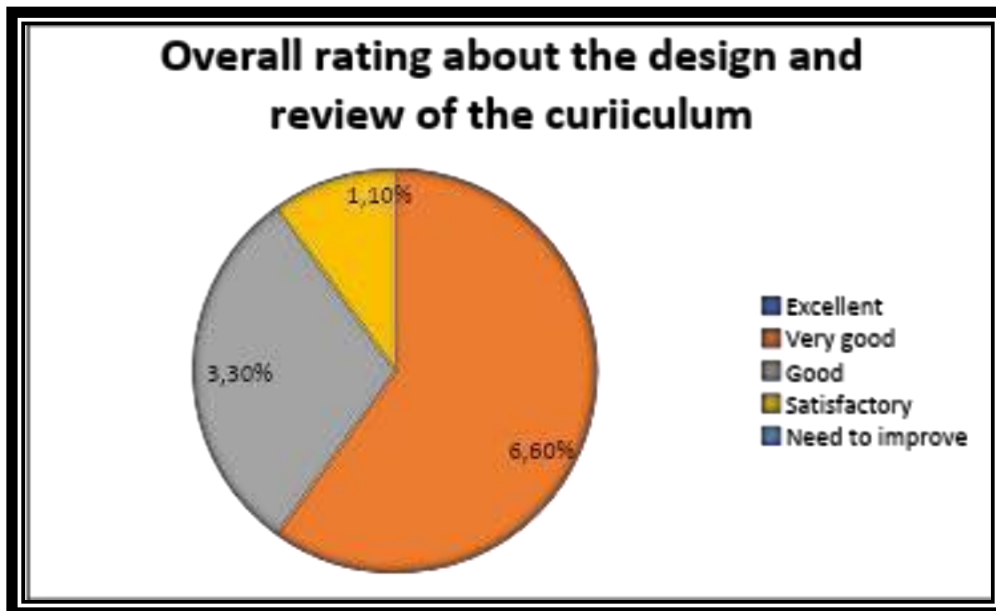
Student Feedback On Curriculum 2023-2024

NBT



Analysis: From the above analysis, the largest segment of respondents (40%) rated the curriculum as "Very Good," while a significant portion (40%) of people find the curriculum to be well-structured and appropriate for their needs.

8. Your overall rating about the design and review of curriculum

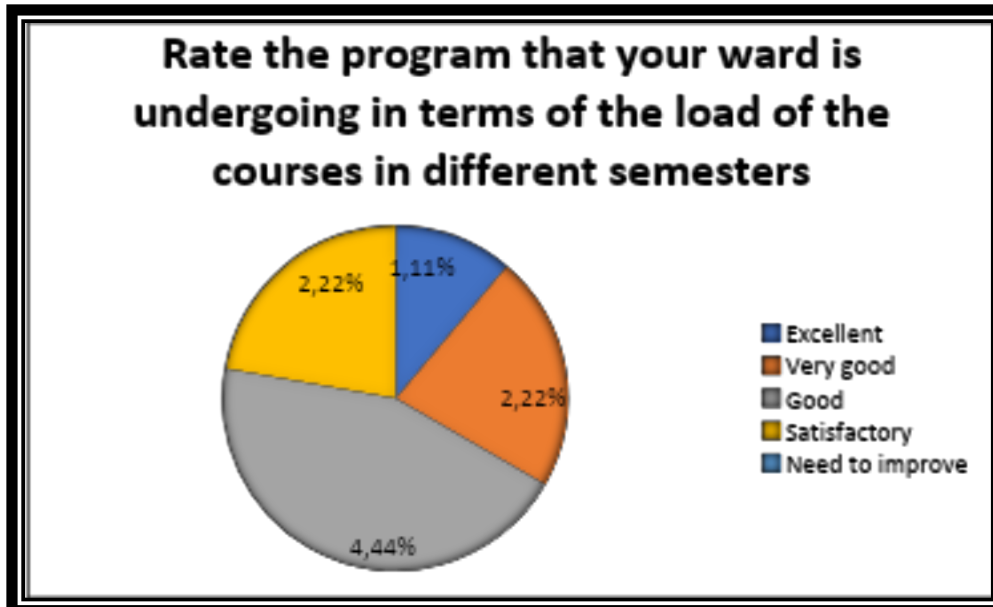


Analysis: From the above analysis, the majority of the students (60%) rated the design and review of the curriculum as "Very Good," while a significant portion (30%) also rated it as "good".

1. How do you rate the program that your ward is undergoing in terms of the load of the courses in different semesters?

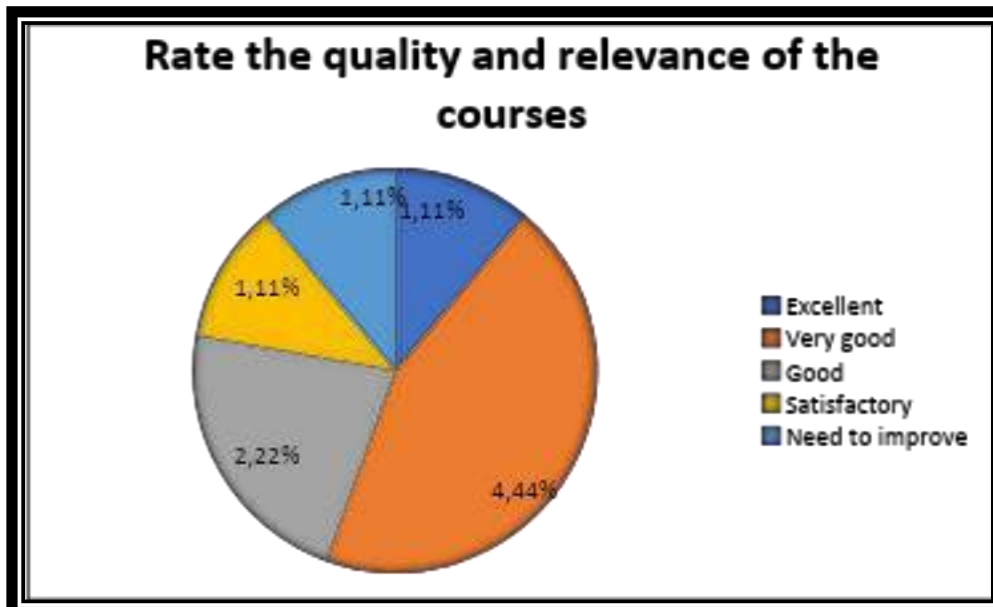
Student Feedback On Curriculum 2023-2024

NBT



Analysis: From the above analysis, the majority of students (45%) rate the course load of the program as “good”, indicating a high level of satisfaction with the balance and distribution of courses across semesters. Additionally, 22% of students rate the course load as “Very Good”, showing overall well-affectedness.

2. How do you rate the quality and relevance of the courses?

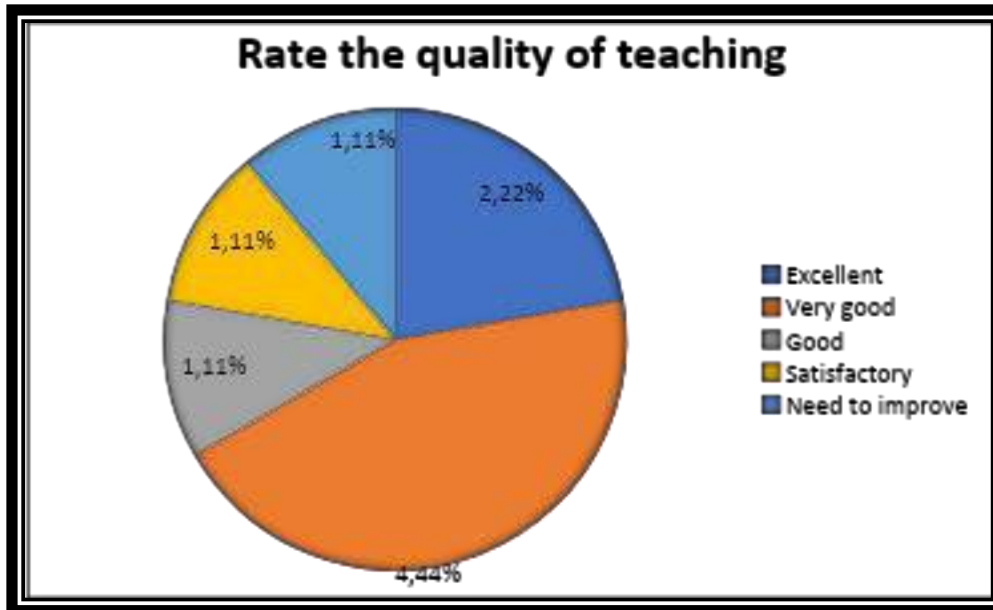


Analysis: From the above analysis, the majority of the students 45% rate the quality and relevance of the courses as very good, 22% of students rate the good, showing overall the quality and relevance of the courses are generally well received.

3. How do you rate the quality of teaching?

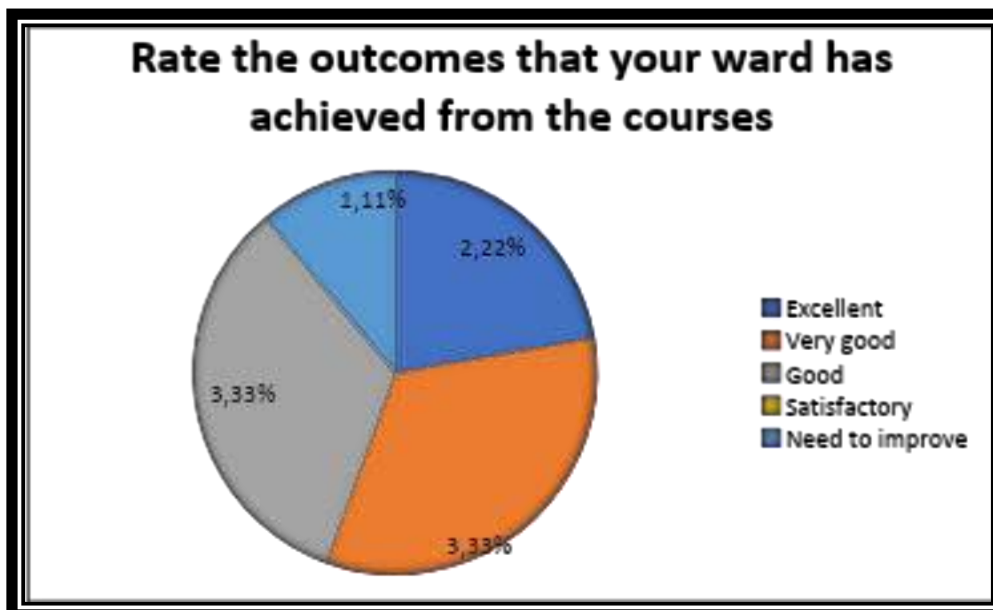
Student Feedback On Curriculum 2023-2024

NBT



Analysis: From the above analysis the majority of the students 45% rate the quality of teaching as good, indicating high satisfaction with the teaching effectiveness.

4. How do you rate the outcomes that your ward has achieved from the courses?

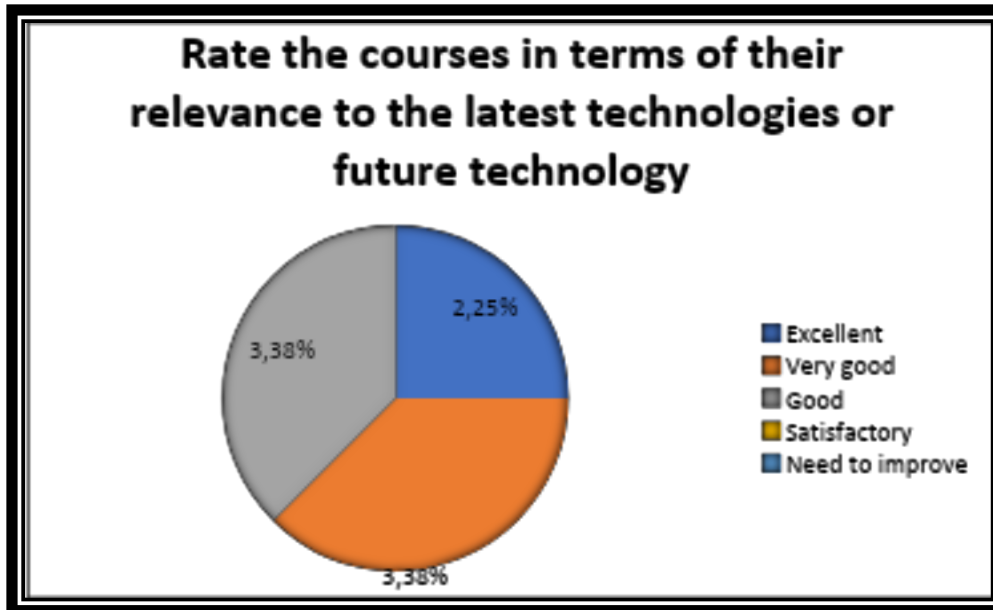


Analysis: From the above analysis the majority of the students (34%) rate the outcomes achieved by their wards from the courses as "Very Good", while an additional 33% consider them "Good".

5. How do you rate the courses in terms of their relevance to the latest technologies or future technology?

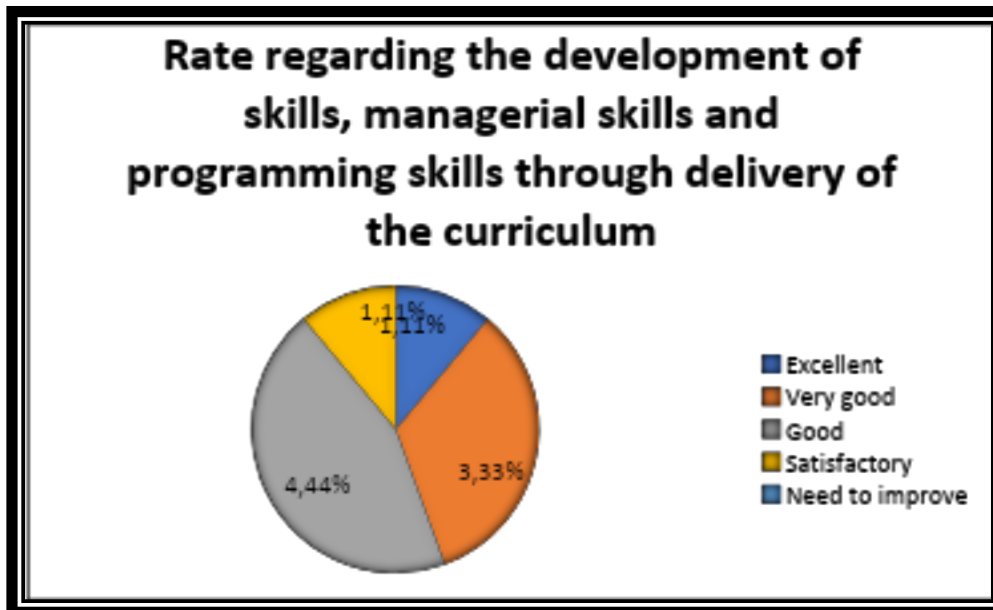
Student Feedback On Curriculum 2023-2024

NBT



Analysis: From the above analysis, the majority of the students (38%) rate the courses as good in terms of relevance to the latest technologies or future technologies, with 37% rating it as "Very Good".

6. How do you rate regarding the development of skills, managerial skills and programming skills through delivery of the curriculum?

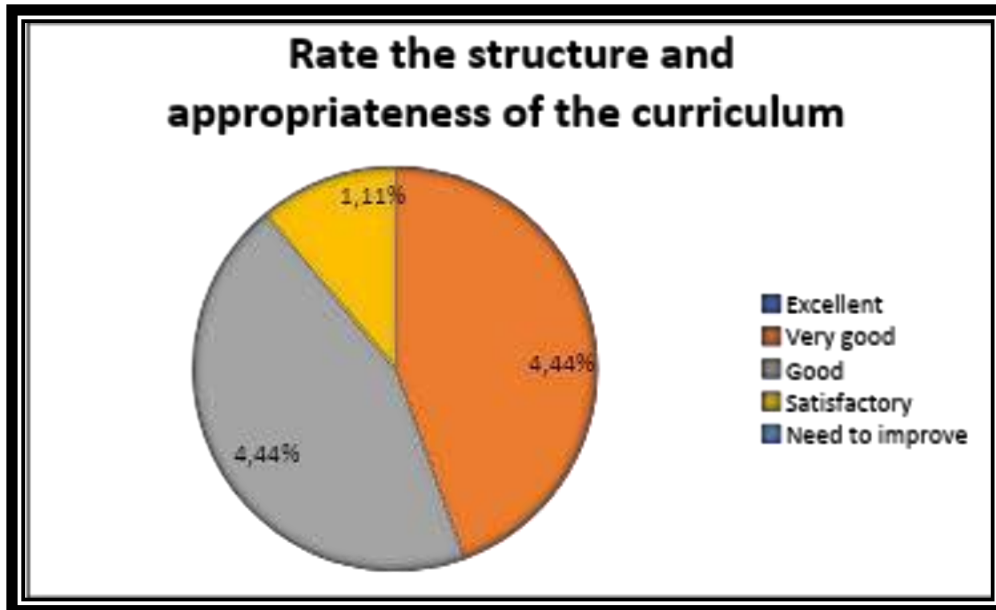


Analysis: From the above analysis, the majority of the students (45%) rate regarding the development of skills, managerial skills, and programming skills through delivery of the curriculum is helpful to the student to meet professional goals, with 33% rating it as "very good".

7. How well the structure and appropriateness of the curriculum is?

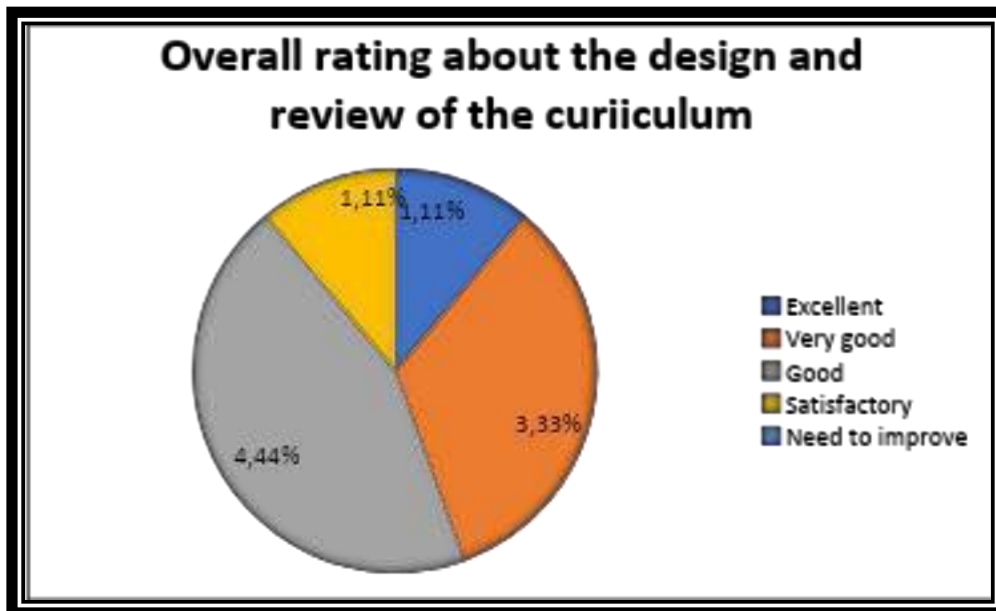
Student Feedback On Curriculum 2023-2024

NBT



Analysis: From the above analysis the largest segment of respondents 45% rated the curriculum as "Very Good," while a significant portion 44% of people find the curriculum to be well-structured and appropriate for their needs.

8. Your overall rating about the design and review of the curriculum.



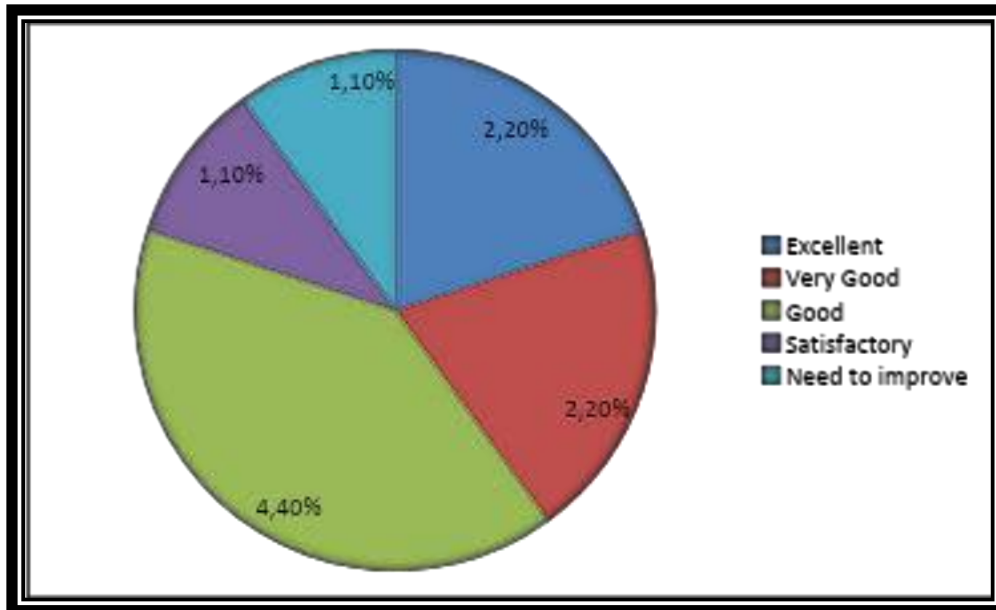
Analysis: From the above analysis the majority of the students (45%) rated the design and review of the curriculum as "Good," while a significant portion (33%) also rating it as "very good".

DET

1. How do you rate the program that your ward is undergoing in terms of the load of the courses in different semesters?

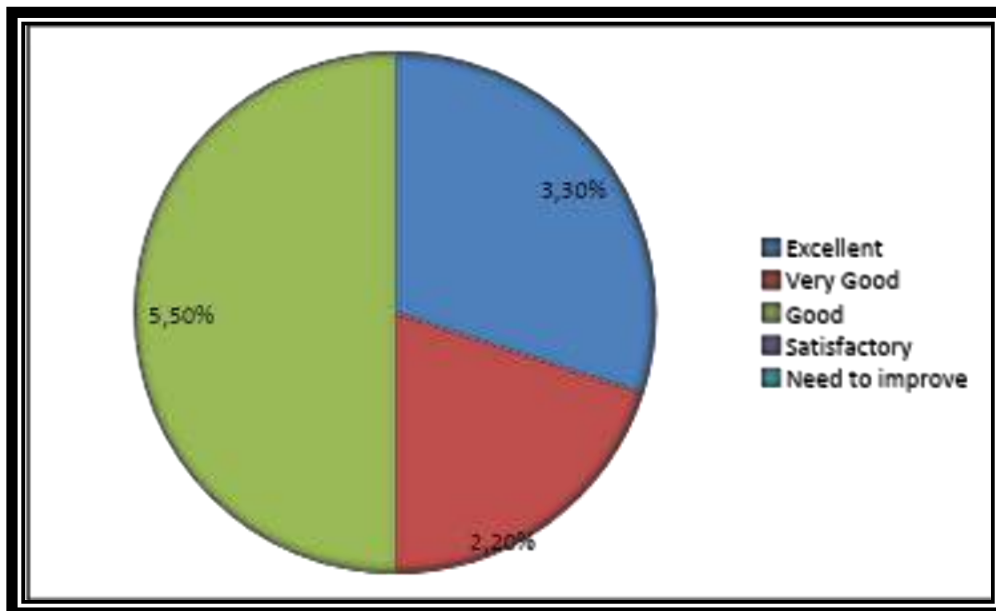
Student Feedback On Curriculum 2023-2024

NBT



Analysis: From the above analysis, the majority of students (40%) rate the course load of the program as “good”, indicating a high level of satisfaction with the balance and distribution of courses across semesters. Additionally, 20% of students rate the course load as “Very Good and Excellent”, showing overall well-affectedness.

2. How do you rate the quality and relevance of the courses?

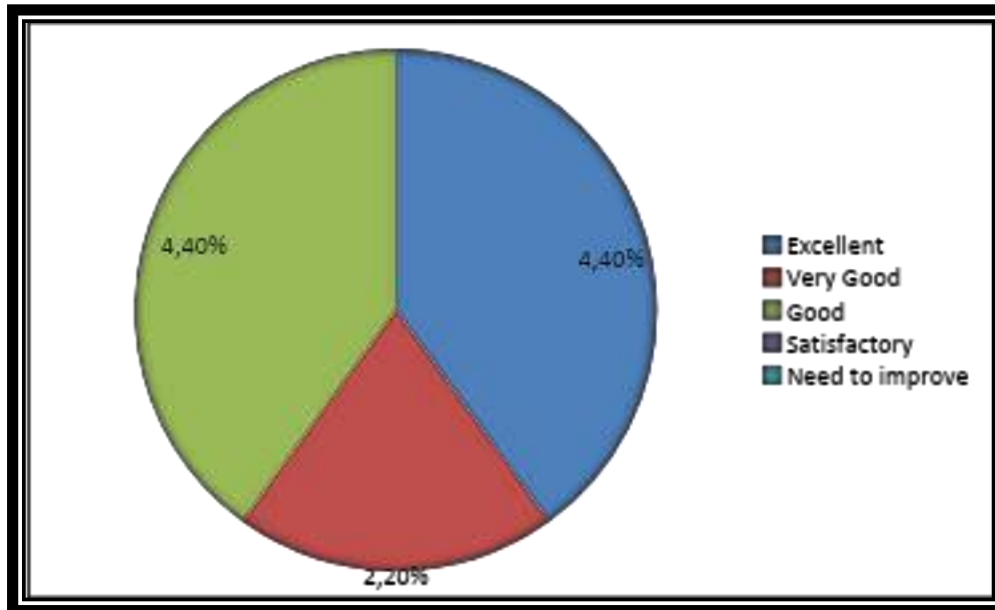


Analysis: From the above analysis the majority of the students 50% rate the quality and relevance of the courses as good, 30% of students rate as Excellent, showing overall the quality and relevance of the courses are generally well received.”

StudentFeedbackOnCurriculum2023-2024

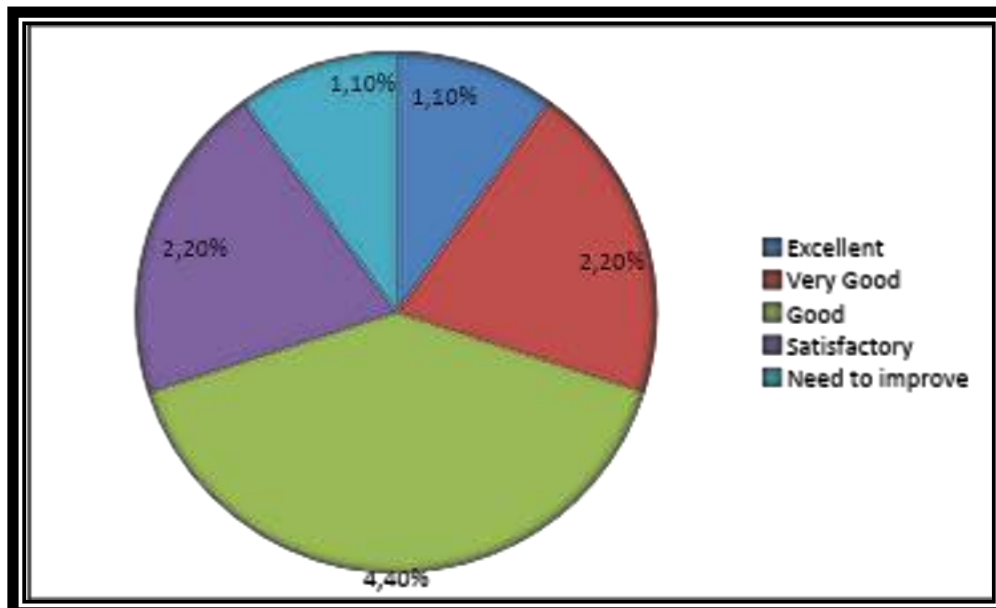
NBT

3. How do you rate the quality of teaching?



Analysis: From the above analysis, the majority of the students (40%) rate the quality of teaching as Excellent and Good, indicating high satisfaction with the teaching effectiveness.

4. How do you rate the outcomes that your ward has achieved from the courses?

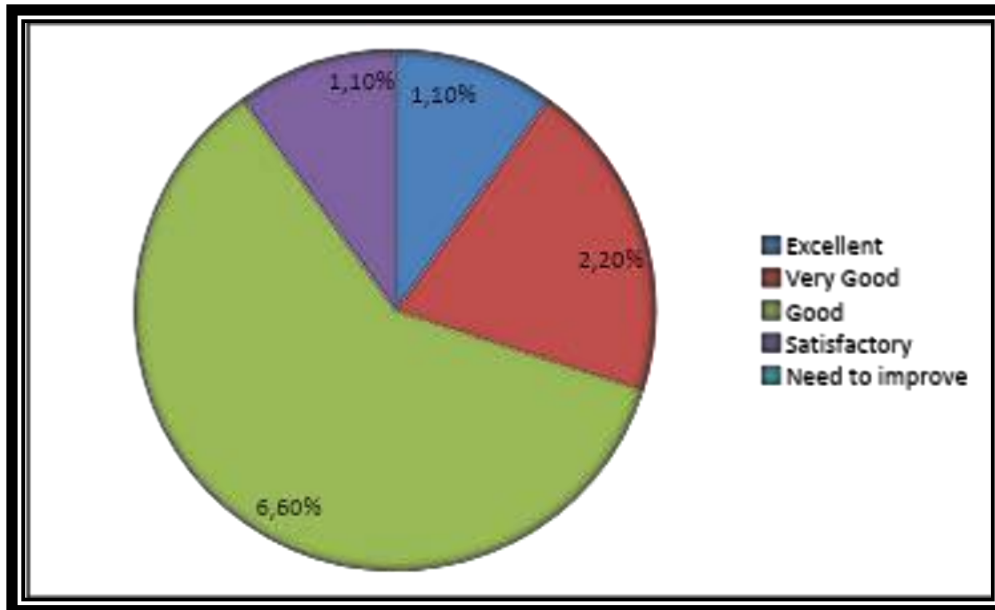


Analysis: From the above analysis, the majority of the students (40%) rate the outcomes achieved by their wards from the courses as "Good", while an additional 20% consider them "Very Good and Satisfactory".

5. How do you rate the courses in terms of their relevance to the latest technologies or future technology?

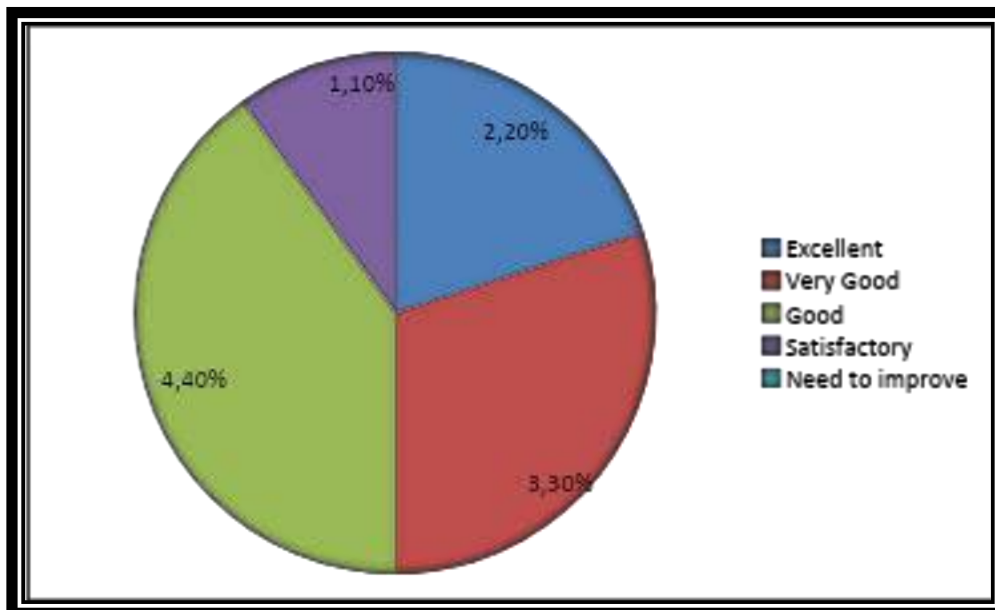
StudentFeedbackOnCurriculum2023-2024

NBT



Analysis: From the above analysis, the majority of the students (60%) rate the courses as excellent in terms of relevance to the latest technologies or future technologies, with 20% rating it as "Very Good".

6. How do you rate regarding the development of skills, managerial skills and programming skills through delivery of the curriculum?

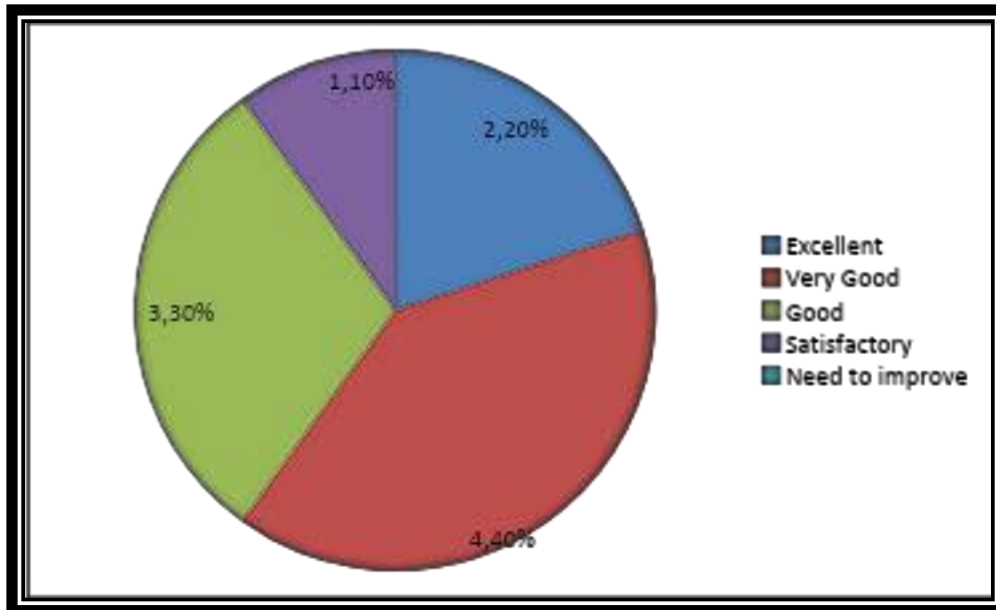


Analysis: From the above analysis, the majority of the students (60%) rate regarding the development of skills, managerial skills and programming skills through delivery of the curriculum is help the student to meet professional goals, with 20% rating it as "Excellent".

7. How well the structure and appropriateness of the curriculum is?

StudentFeedbackOnCurriculum2023-2024

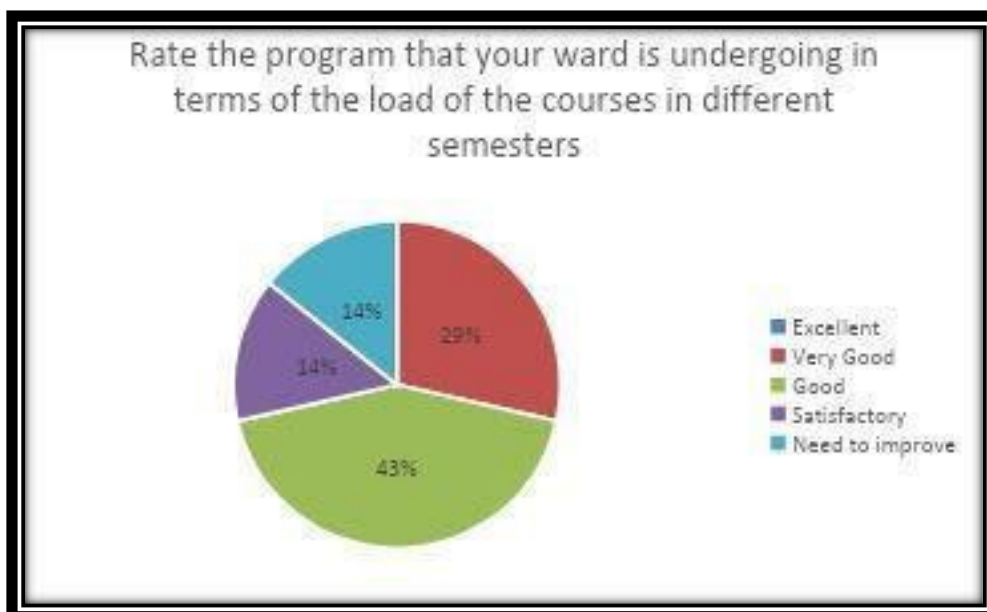
NBT



Analysis: From the above analysis, the largest segment of respondents (40%) rated the curriculum as "Very Good," while a significant portion (30%) of people find the curriculum to be well-structured and appropriate for their needs.

ABT

1. How do you rate the program that your ward is undergoing in terms of the load of the courses in different semesters?



Analysis: From the above analysis, the majority of students (43%) rate the course load of the program as "Good", indicating a high level of satisfaction with the balance and distribution of courses across semesters.

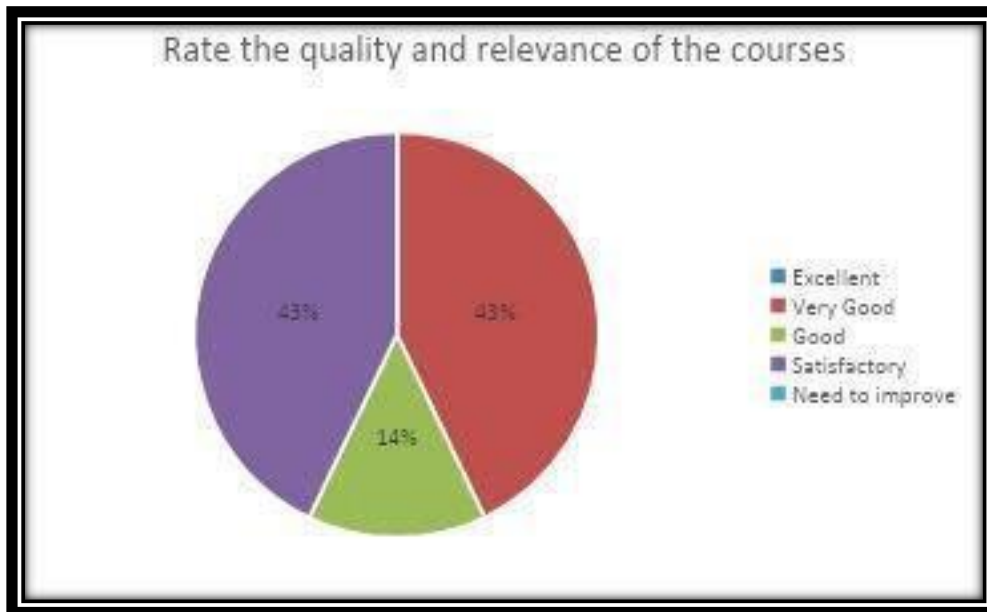
Additionally, 29% of students rate the course load as

StudentFeedbackOnCurriculum2023-2024

NBT

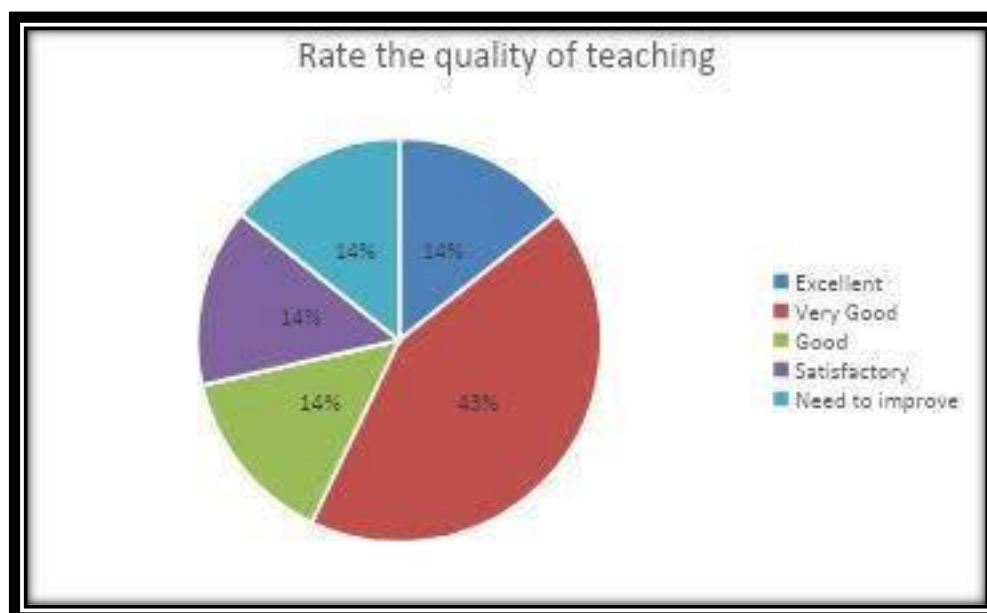
“Verygood”,showingoverallwell-affectedness.

2. Howdo youratethequalityand relevanceofthecourses?



Analysis:Fromtheaboveanalysis themajorityofthestudents43%ratethequalit yandrelevanceofthecoursesas “VeryGoodandSatisfactory”,14% of studentsratethe”Good“,showingoverallthequalityandrelevanceofthecoursesare generallywellreceived.

3. Howdo youratethequalityofteaching?

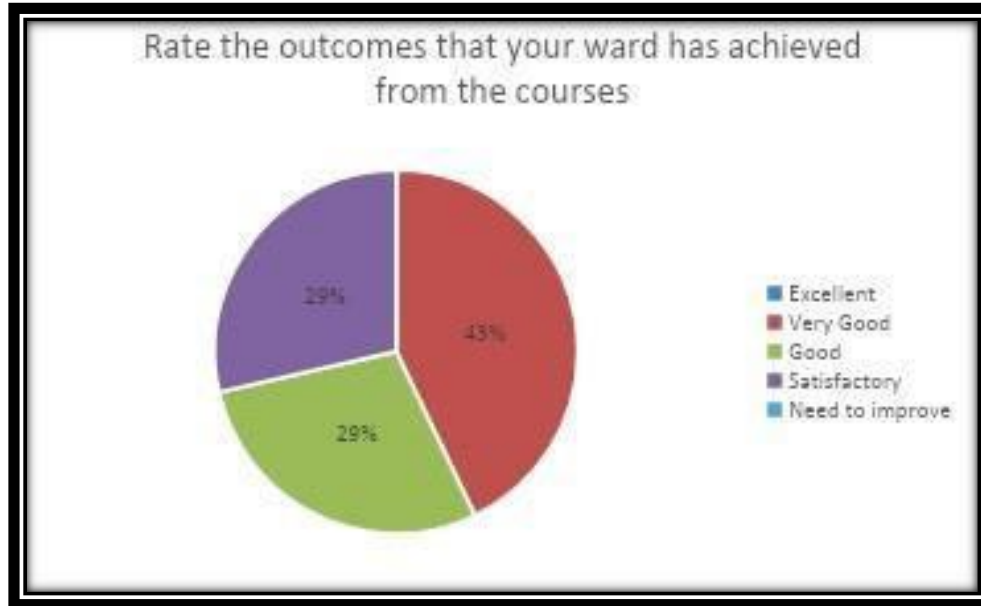


Analysis: From the above analysis the majority of the students 43% rate the quality of teaching as “VeryGood”, indicating high satisfaction with the teaching effectiveness.

StudentFeedbackOnCurriculum2023-2024

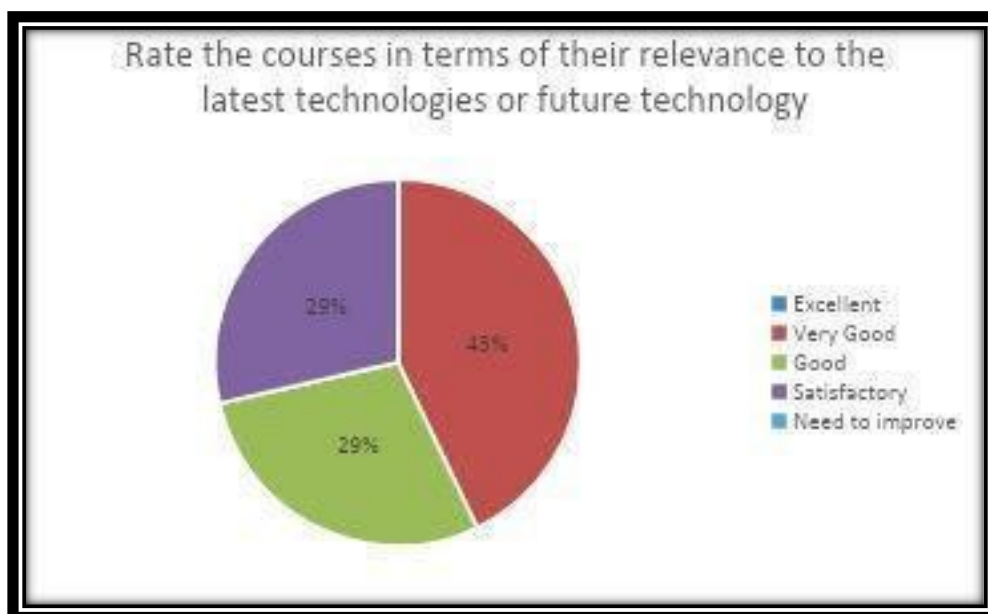
NBT

4. How do you rate the outcomes that your ward has achieved from the courses?



Analysis: From the above analysis, the majority of the students (43%) rate the outcomes achieved by their wards from the courses as "Very Good", while an additional 29% consider them "Satisfactory".

5. How do you rate the courses in terms of their relevance to the latest technologies or future technology?

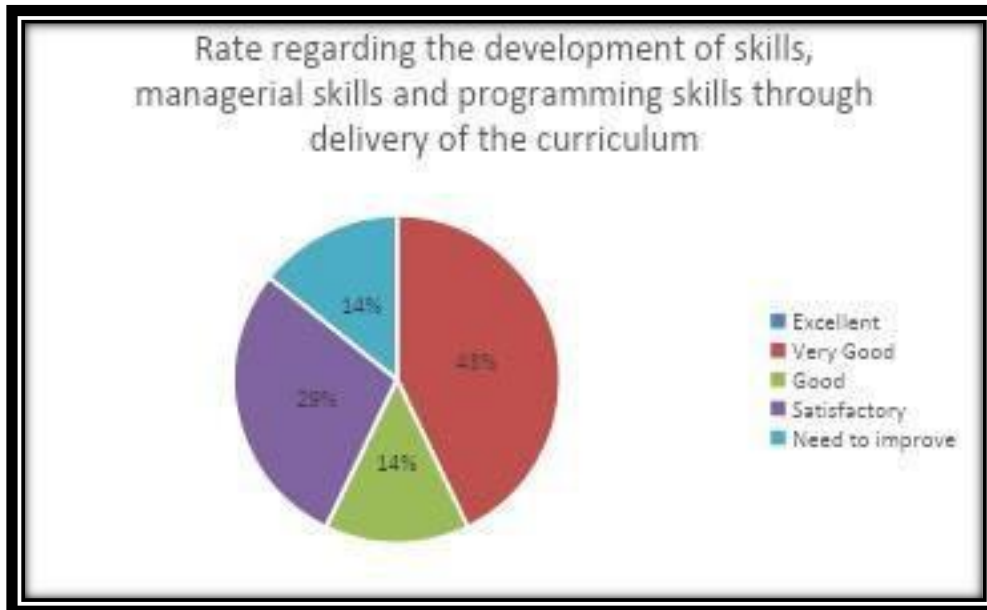


Analysis: From the above analysis, the majority of the students (43%) rate the courses as "very good" in terms of relevance to the latest technologies or future technologies, with 29% rating it as "Satisfactory".

StudentFeedbackOnCurriculum2023-2024

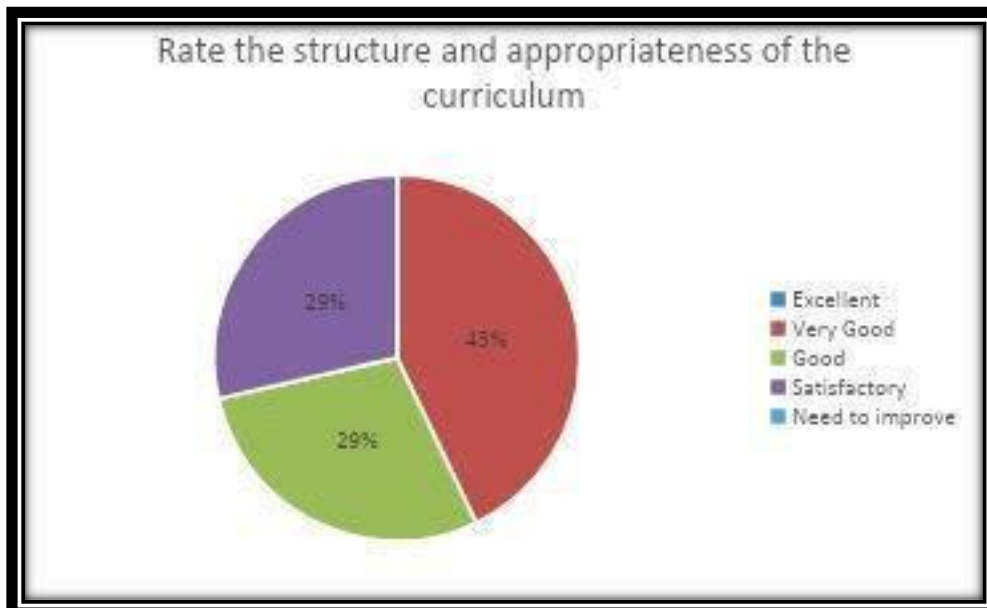
NBT

6. How do you rate regarding the development of skills, managerial skills and programming skills through delivery of the curriculum?



Analysis: From the above analysis, the majority of the students rate regarding the development of skills, managerial skills and programming skills through delivery of the curriculum is help the students to meet professional goals, with 43% rating it as "Very Good".

7. How well the structure and appropriateness of the curriculum is?

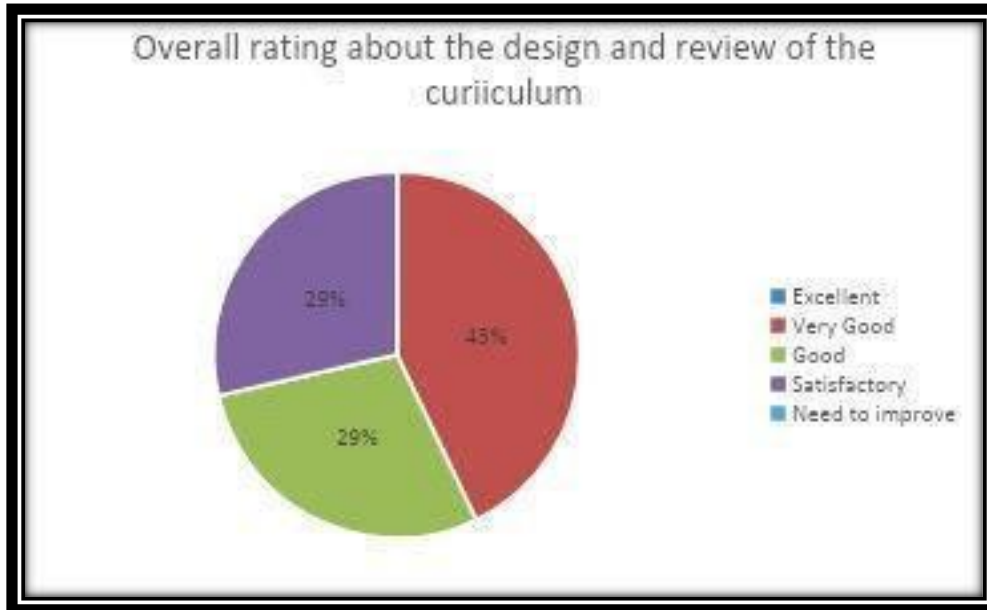


Analysis: From the above analysis, the largest segment of respondents 43% rated the curriculum as "Very Good", while a significant portion 29% of people find the curriculum to be well-structured and appropriate for their needs.

Student Feedback On Curriculum 2023-2024

NBT

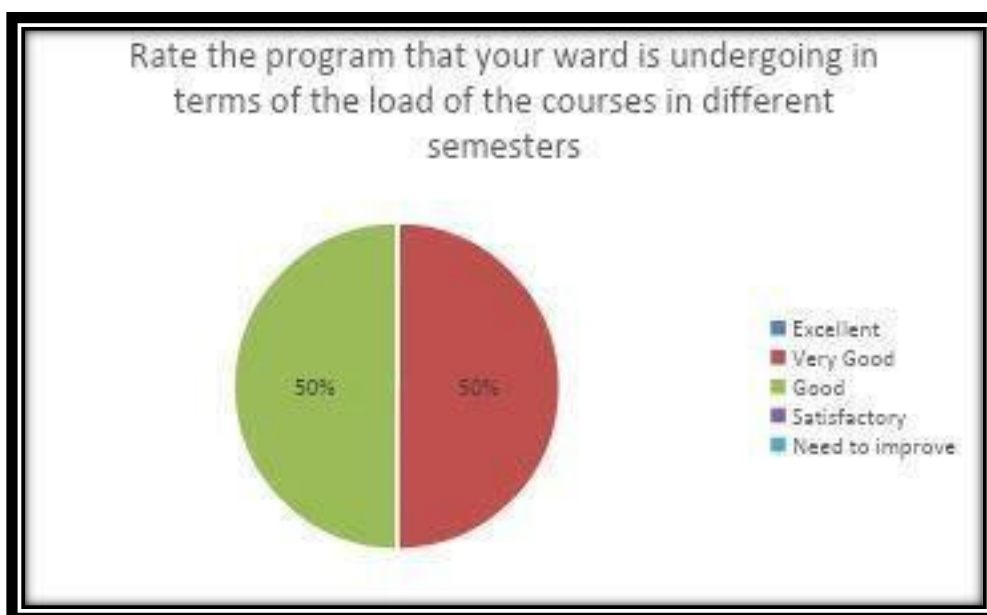
8. Your overall rating about the design and review of the curriculum.



Analysis: From the above analysis, the majority of the students (43%) rated the design and review of the curriculum as "Very Good," while a significant portion (29%) also rating it as "Satisfactory".

NBT

1. How do you rate the program that your ward is undergoing in terms of the load of the courses in different semesters?

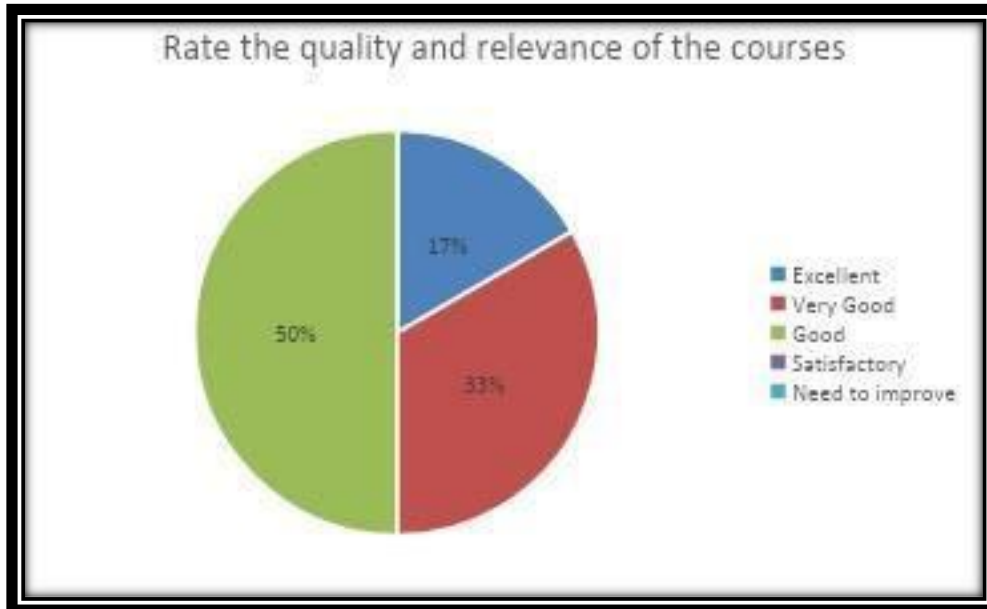


Analysis: From the above analysis, the majority of students (50%) rate the course load of the program as "Very Good and Good", indicating a high level of satisfaction with the balance and distribution of courses across semesters.

Student Feedback On Curriculum 2023-2024

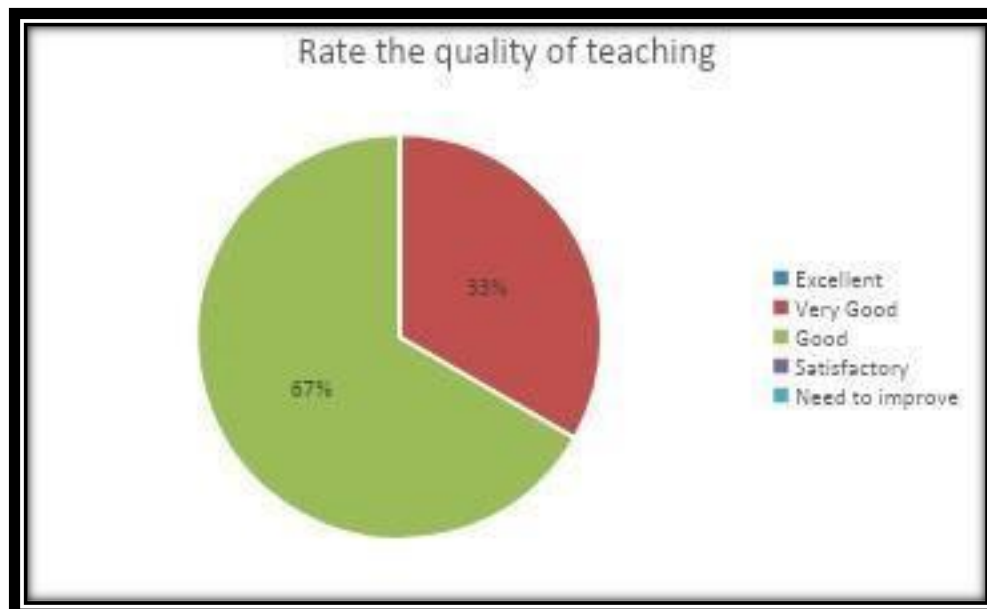
NBT

2. How do you rate the quality and relevance of the courses?



Analysis: From the above analysis, the majority of the students (50%) rate the quality and relevance of the courses as "Good", 33% of students rate the "Very good", showing overall the quality and relevance of the courses are generally well received.

3. How do you rate the quality of teaching?

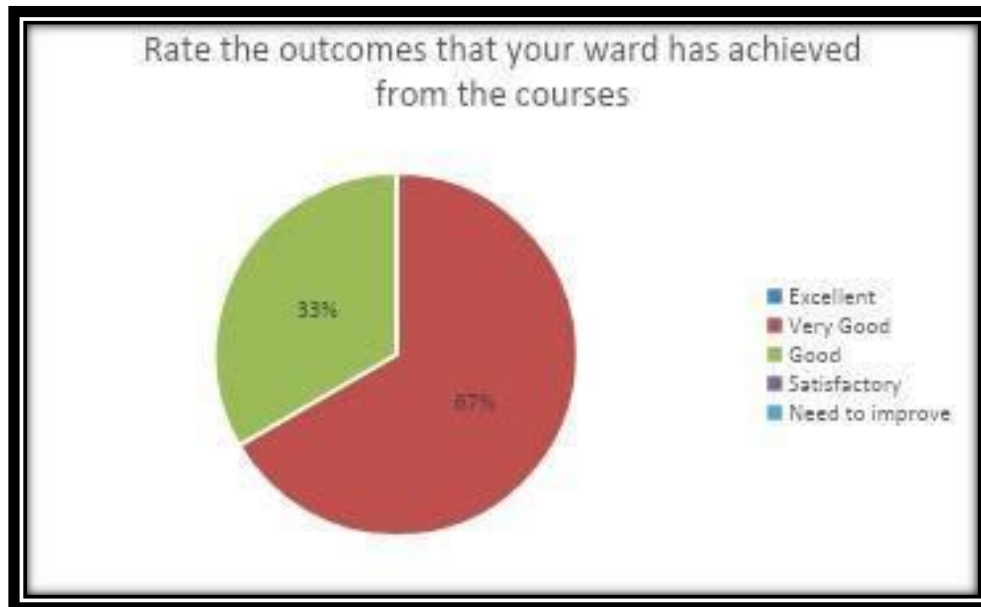


Analysis: From the above analysis, the majority of the students (67%) rate the quality of teaching as "Good", indicating high satisfaction with the teaching effectiveness.

StudentFeedbackOnCurriculum2023-2024

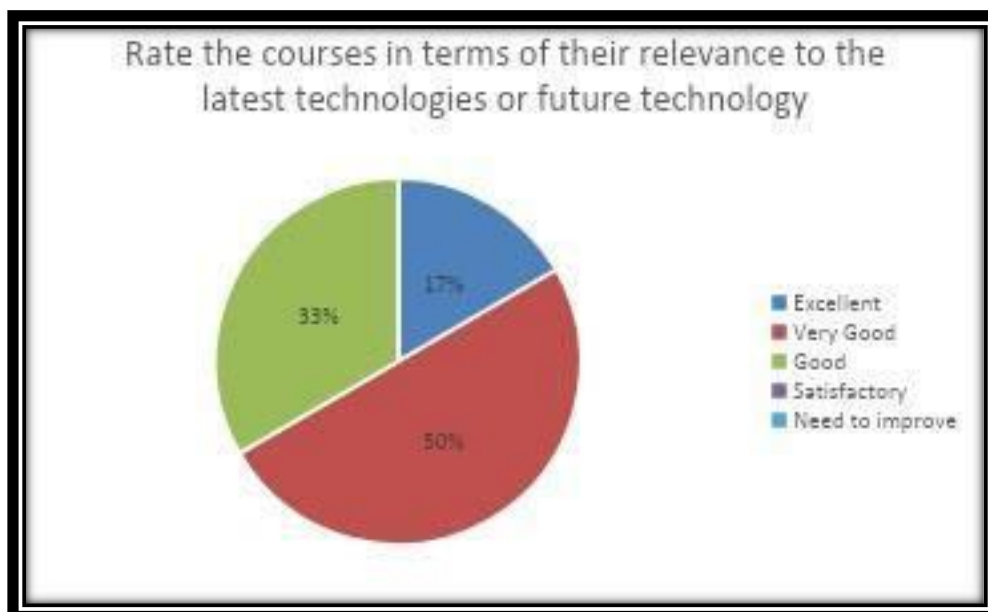
NBT

4. How do you rate the outcomes that your ward has achieved from the courses?



Analysis: From the above analysis the majority of the students (67%) rate the outcomes achieved by their wards from the courses as "Very Good", while an additional 33% consider them "Good".

5. How do you rate the courses in terms of their relevance to the latest technologies or future technology?

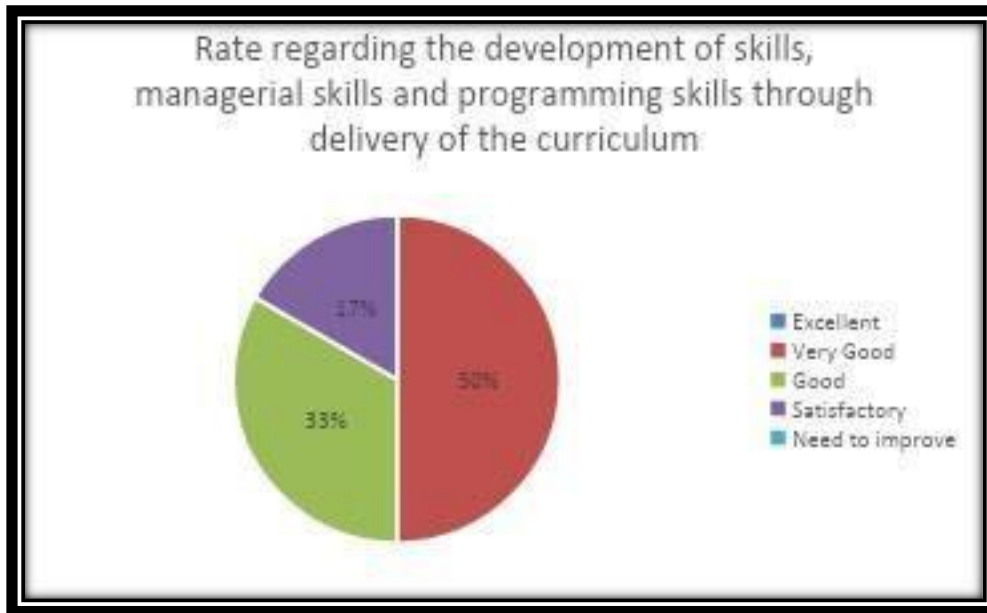


Analysis: From the above analysis the majority of the students (50%) rate the courses as "very good" in terms of relevance to the latest technologies or future technologies, with 33% rating it as "Good".

6. How do you rate regarding the development of skills, managerial skills and programming skills through delivery of the curriculum?

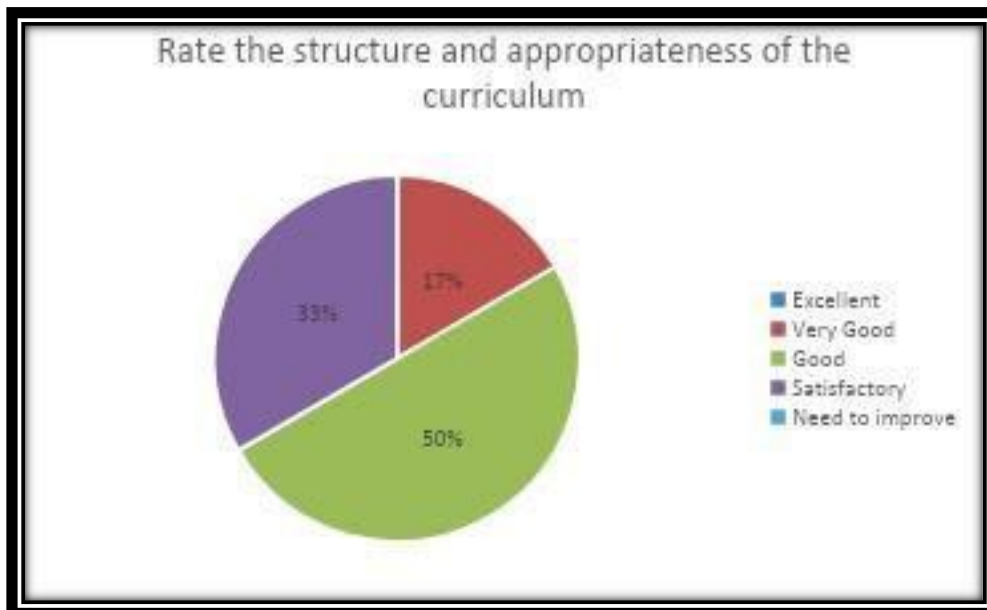
Student Feedback On Curriculum 2023-2024

NBT



Analysis: From the above analysis, the majority of the students rate regarding the development of skills, managerial skills and programming skills through delivery of the curriculum is help the students to meet professional goals, with 50% rating it as "Very Good".

7. How well the structure and appropriateness of the curriculum is?

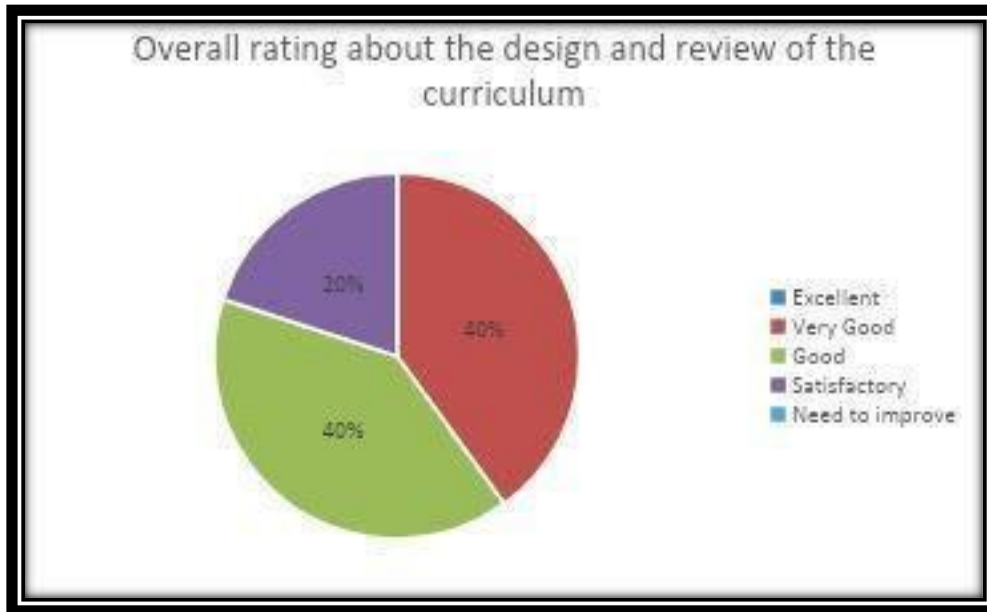


Analysis: From the above analysis, the largest segment of respondents 50% rated the curriculum as "Good", while a significant portion 33% of people find the curriculum to be well-structured and appropriate for their needs.

8. Your overall rating about the design and review of the curriculum.

StudentFeedbackOnCurriculum2023-2024

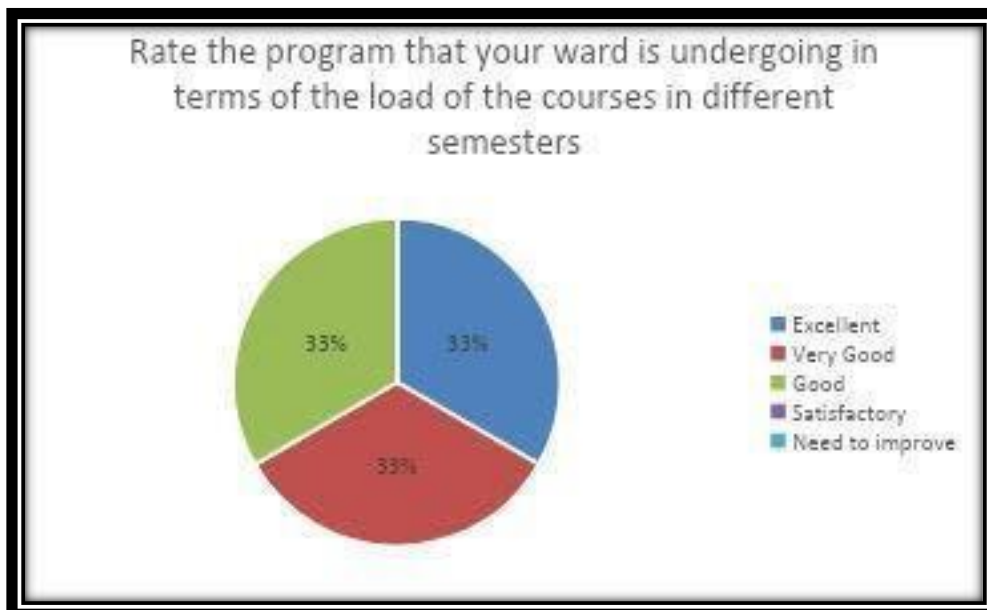
DBT



Analysis: From the above analysis, the majority of the students (40%) rated the design and review of the curriculum as "Very Good and Good," while a significant portion (22%) also rating it as "Satisfactory".

DBT

1. How do you rate the program that your ward is undergoing in terms of the load of the courses in different semesters?

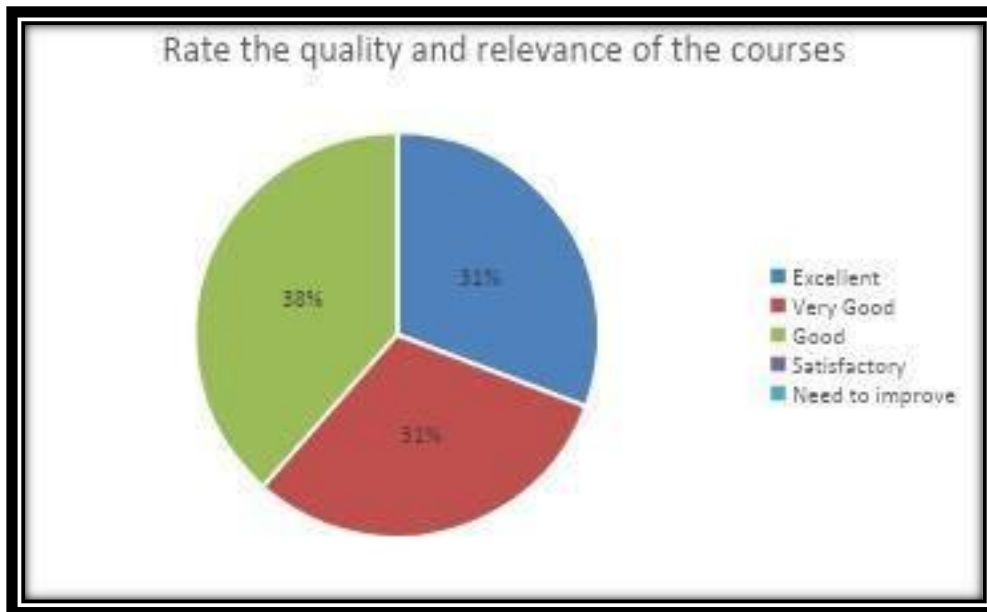


Analysis: From the above analysis, the majority of students (34%) rate the course load of the program as "Excellent", indicating a high level of satisfaction with the balance and distribution of courses across semesters. Additionally, 33% of students rate the course load as "Very good and Good", showing overall Well-affectedness.

StudentFeedbackOnCurriculum2023-2024

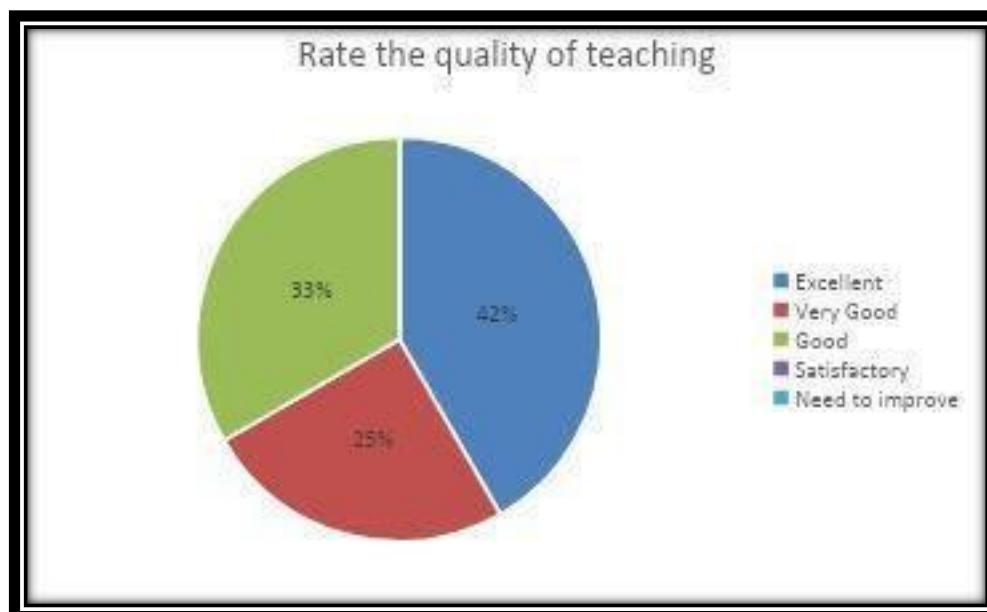
DBT

2. Howdo youratethequalityand relevanceofthecourses?



Analysis:Fromtheaboveanalysis themajorityofthestudents38%ratethequalityandrelevanceofthecourse sas“Good”,31%of studentsratethe “VerygoodandExcellent”,showing overallthe qualityand relevanceofthecoursesaregenerallywellreceived.

3. Howdo youratethequalityofteaching?

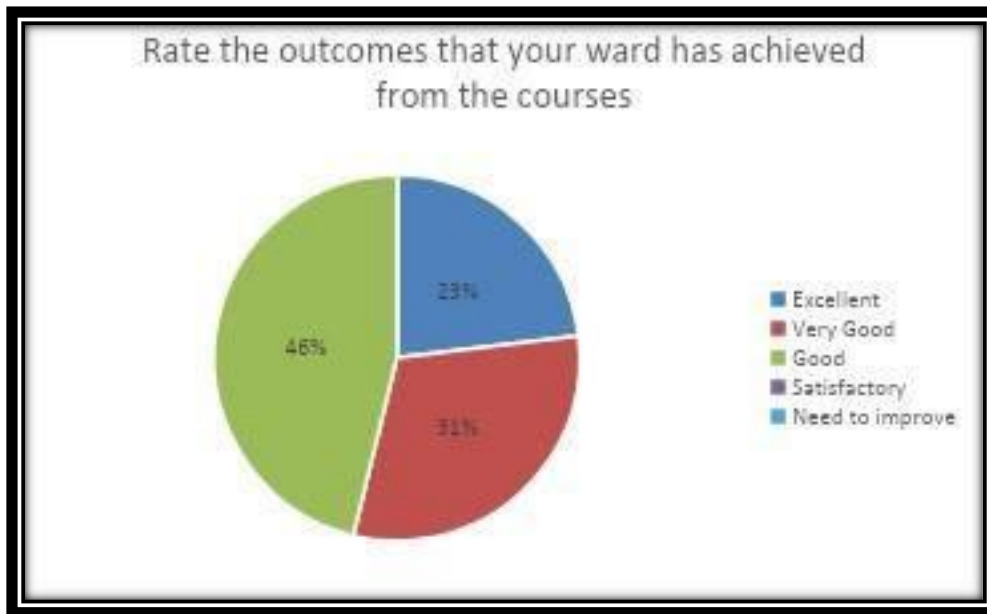


Analysis:Fromtheaboveanalysis themajorityofthestudents42%ratethequalityofteachingas“Excellent”,indicatinghighsatisfaction withtheteachingeffectiveness.

StudentFeedbackOnCurriculum2023-2024

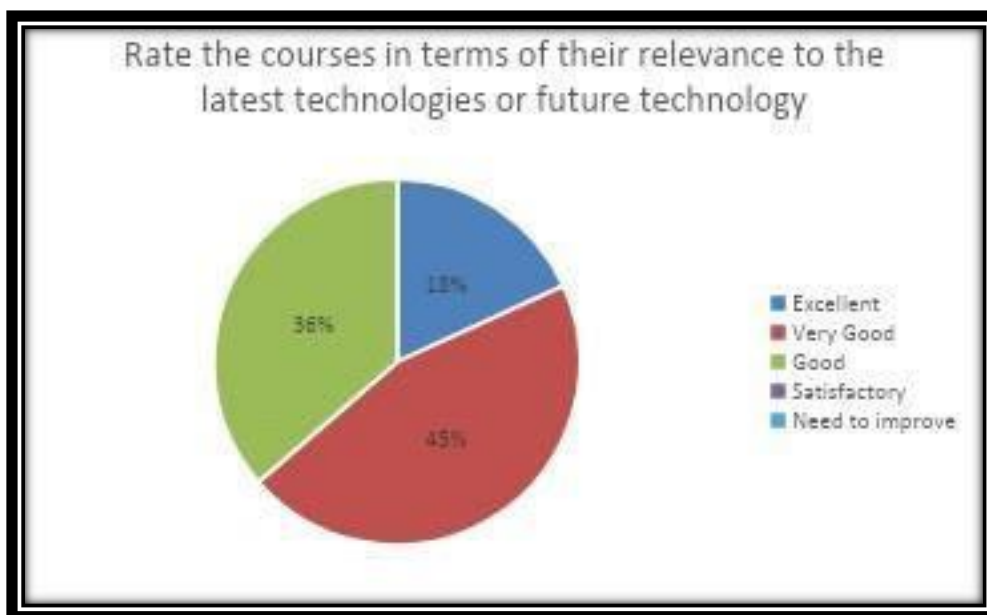
DBT

3. How do you rate the outcomes that your ward has achieved from the courses?



Analysis: From the above analysis, the majority of the students (46%) rate the outcomes achieved by their wards from the courses as "Good", while an additional 31% consider them "Very Good".

4. How do you rate the courses in terms of their relevance to the latest technologies or future technology?

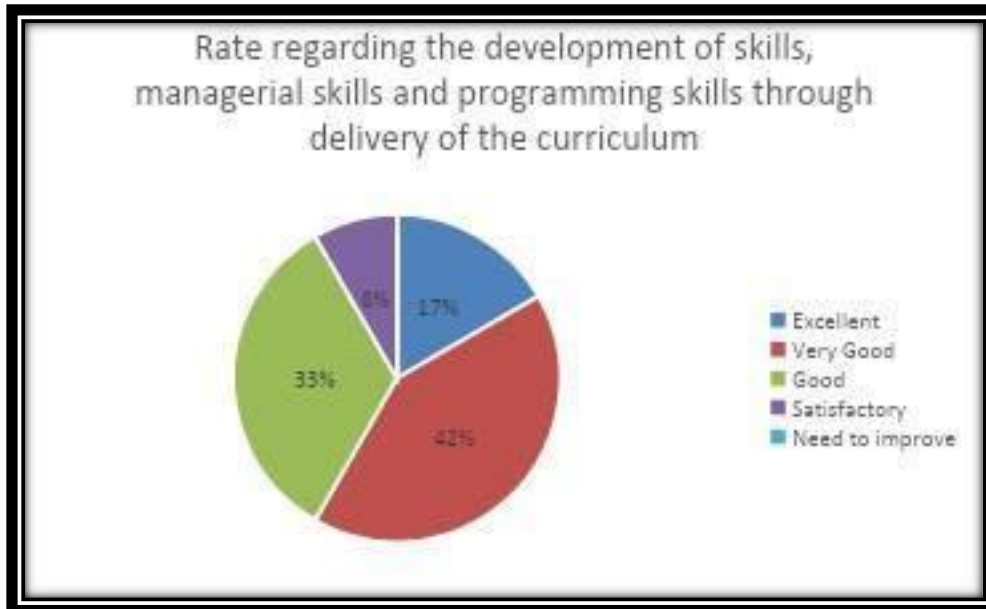


Analysis: From the above analysis, the majority of the students (46%) rate the courses as "very good" in terms of relevance to the latest technologies or future technologies, with 36% rating it as "Good".

Student Feedback On Curriculum 2023-2024

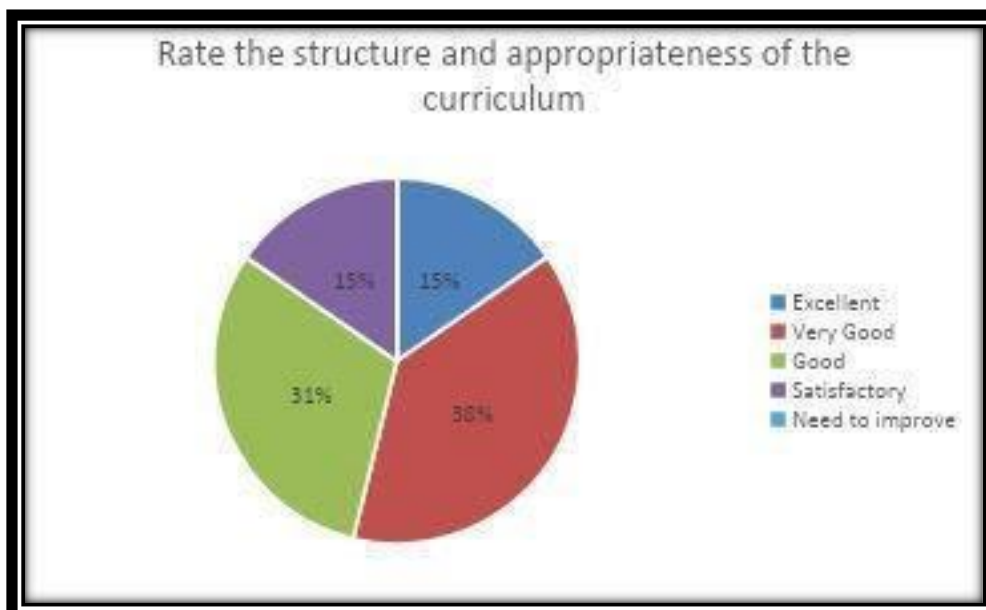
DBT

5. How do you rate regarding the development of skills, managerial skills and programming skills through delivery of the curriculum?



Analysis: From the above analysis, the majority of the students rate regarding the development of skills, managerial skills and programming skills through delivery of the curriculum is help the students to meet professional goals, with 42% rating it as "Very Good".

6. How well the structure and appropriateness of the curriculum is?

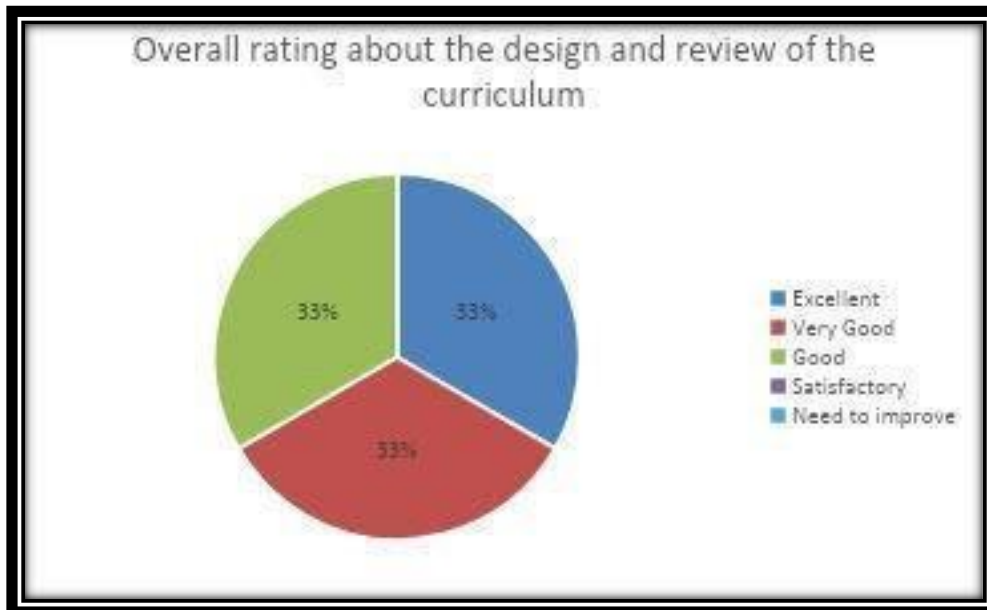


Analysis: From the above analysis, the largest segment of respondents 39% rated the curriculum as "Very Good", while a significant portion 31% of people find the curriculum to be well-structured and appropriate for their needs.

StudentFeedbackOnCurriculum2023-2024

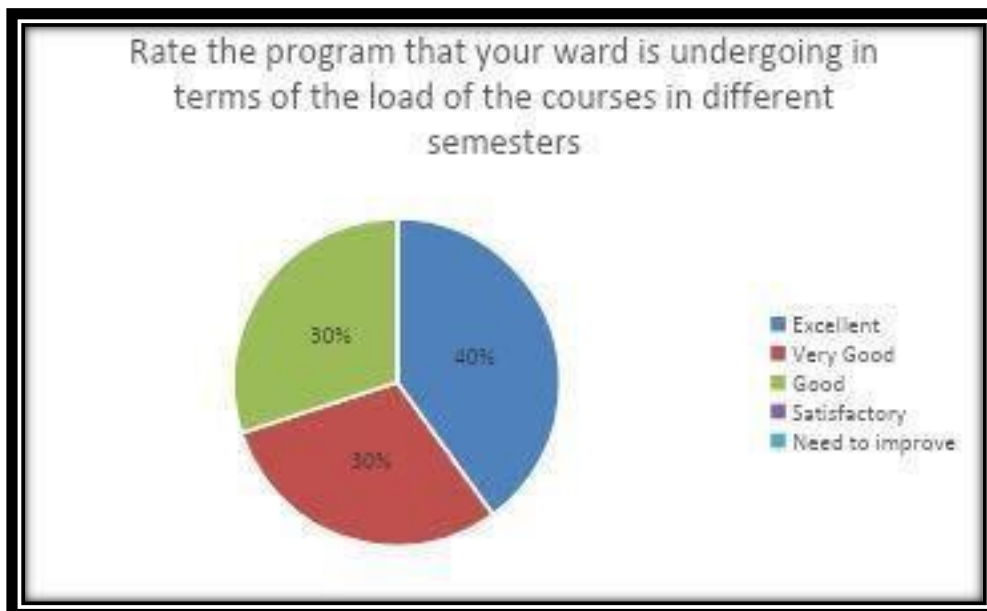
ACBS

8. Your overall rating about the design and review of the curriculum.



Analysis: From the above analysis, the majority of the students (34%) rated the design and review of the curriculum as "Excellent," while a significant portion (33%) also rated it as "Good and Very Good".

1. How do you rate the program that your ward is undergoing in terms of the load of the courses in different semesters?

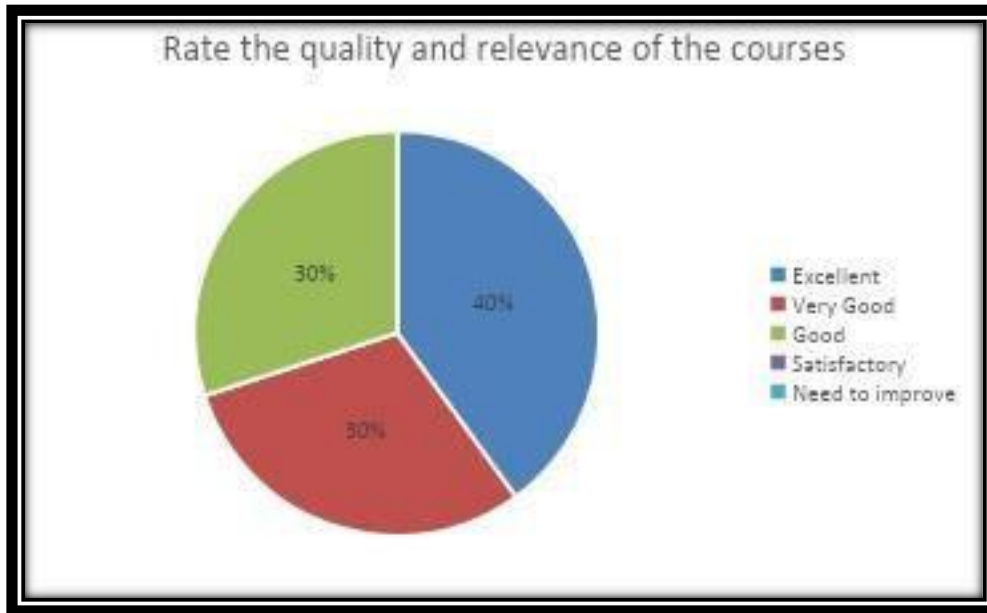


Analysis: From the above analysis, the majority of students (40%) rate the course load of the program as "Excellent", indicating a high level of satisfaction with the balance and distribution of courses across semesters. Additionally, 30% of students rate the course load as "Very good and Good", showing overall well-affectedness.

Student Feedback On Curriculum 2023-2024

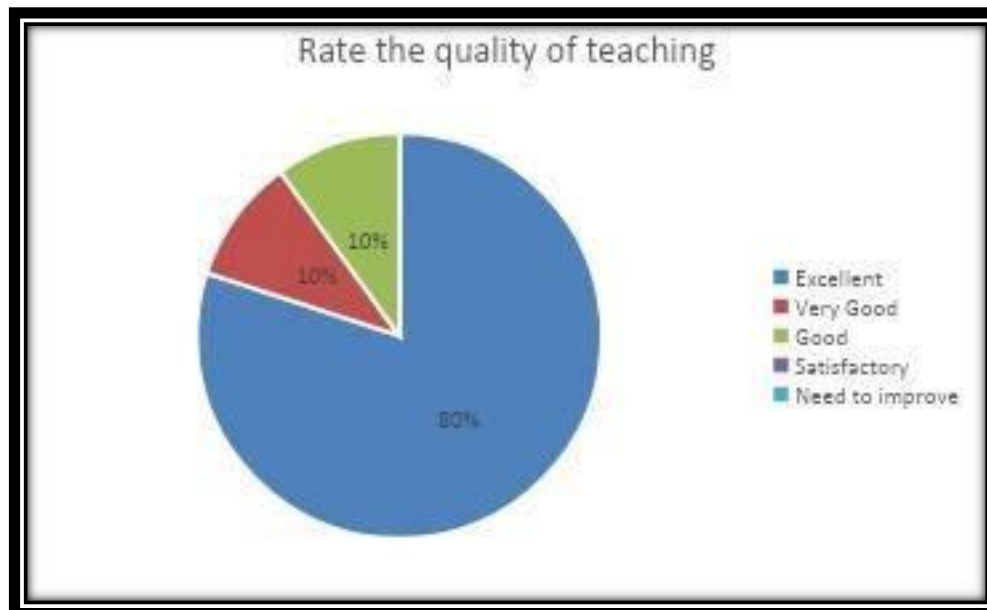
ACBS

2. How do you rate the quality and relevance of the courses?



Analysis: From the above analysis, the majority of the students (40%) rate the quality and relevance of the courses as "Excellent". 30% of students rate the "good and very good", showing overall the quality and relevance of the courses are generally well received.

3. How do you rate the quality of teaching?



Analysis: From the above analysis, the majority of the students (80%) rate the quality of teaching as "Excellent", indicating high satisfaction with the teaching effectiveness.

4. How do you rate the outcomes that your ward has achieved from the courses?

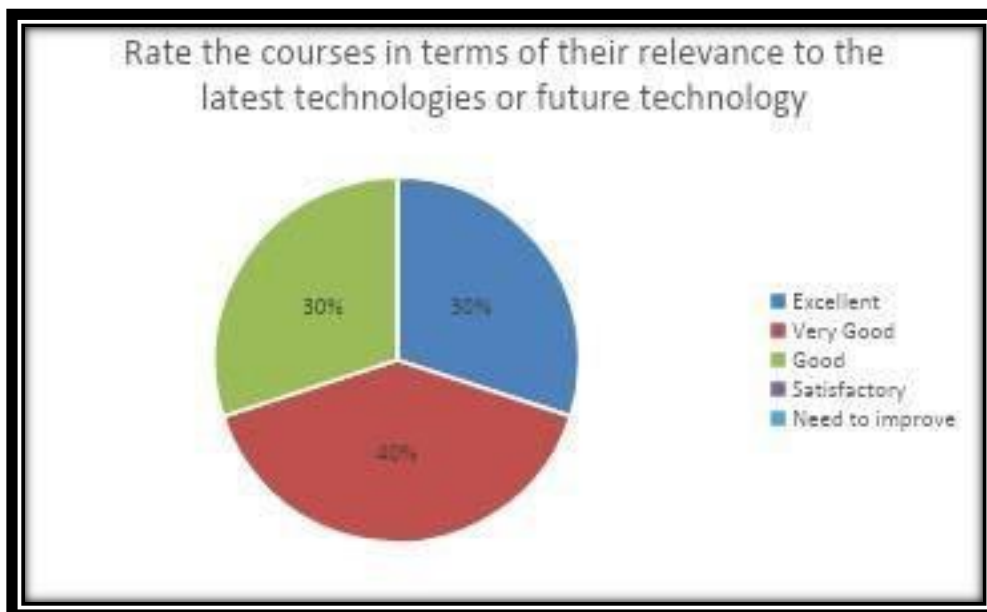
Student Feedback On Curriculum 2023-2024

ACBS



Analysis: From the above analysis, the majority of the students (40%) rate the outcomes achieved by their wards from the courses as "Excellent", while an additional 30% consider them "Good".

5. How do you rate the courses in terms of their relevance to the latest technologies or future technology?

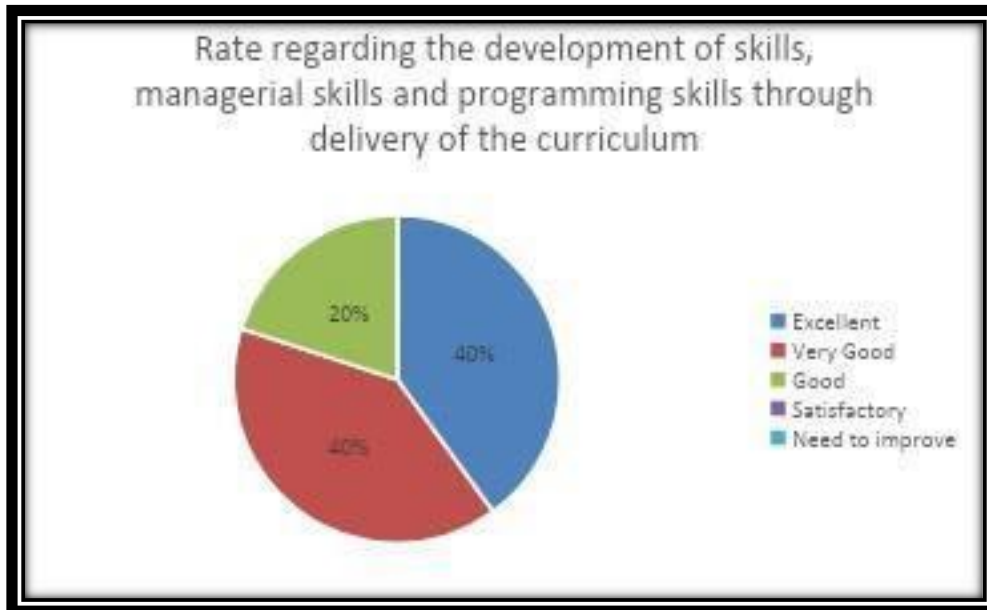


Analysis: From the above analysis, the majority of the students (40%) rate the courses as "very good" in terms of relevance to the latest technologies or future technologies, with 30% rating it as "Good and Excellent".

StudentFeedbackOnCurriculum2023-2024

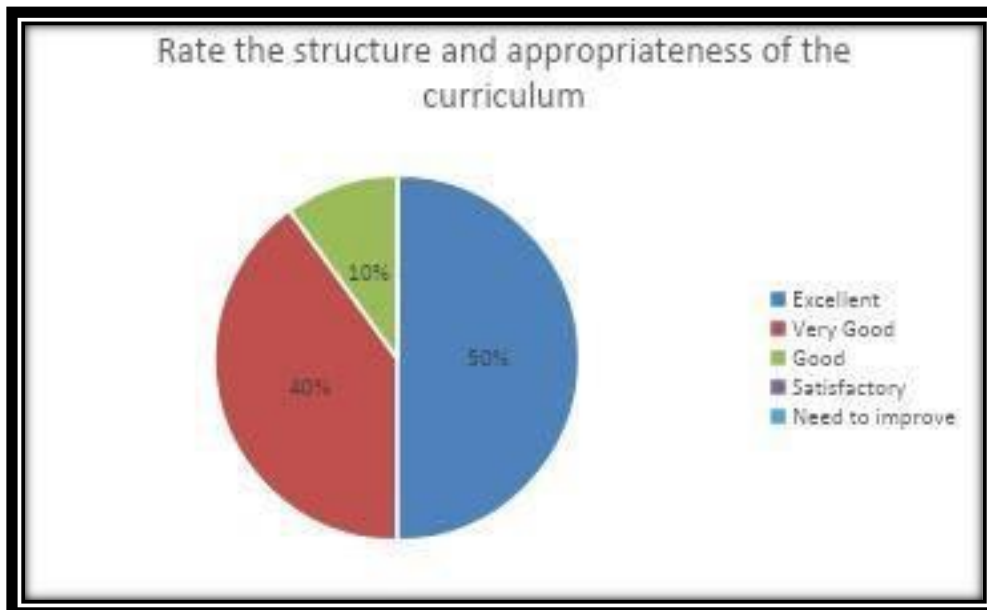
ACBS

6. How do you rate regarding the development of skills, managerial skills and programming skills through delivery of the curriculum?



Analysis: From the above analysis the majority of the students rate regarding the development of skills, managerial skills and programming skills through delivery of the curriculum is help the students to meet professional goals, with 40% rating it as "Excellent and Very Good".

7. How well the structure and appropriateness of the curriculum is?

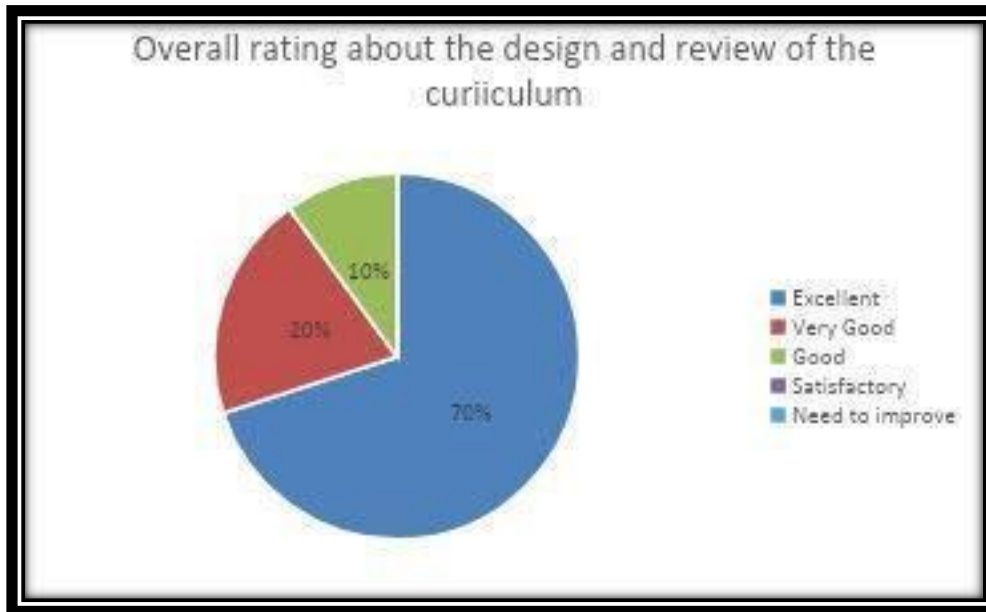


Analysis: From the above analysis the largest segment of respondents 50% rated the curriculum as "Excellent." while a significant portion 40% of people find the curriculum to be well-structured and appropriate for their needs.

StudentFeedbackOnCurriculum2023-2024

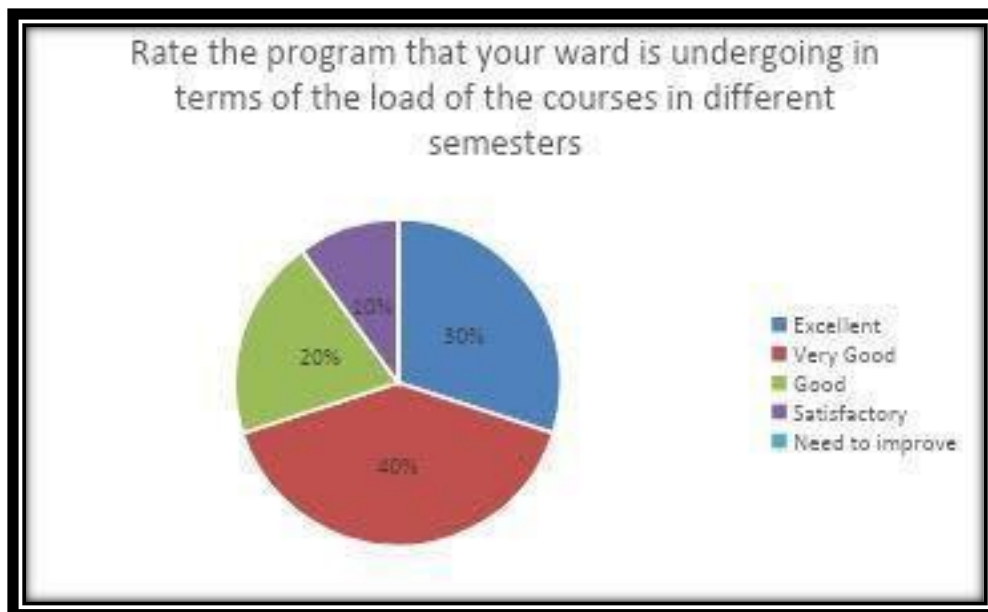
DCT

8. Your overall rating about the design and review of the curriculum.



Analysis: From the above analysis, the majority of the students (70%) rated the design and review of the curriculum as "Excellent," while a significant portion (20%) also rated it as "very good".

1. How do you rate the program that your ward is undergoing in terms of the load of the courses in different semesters?

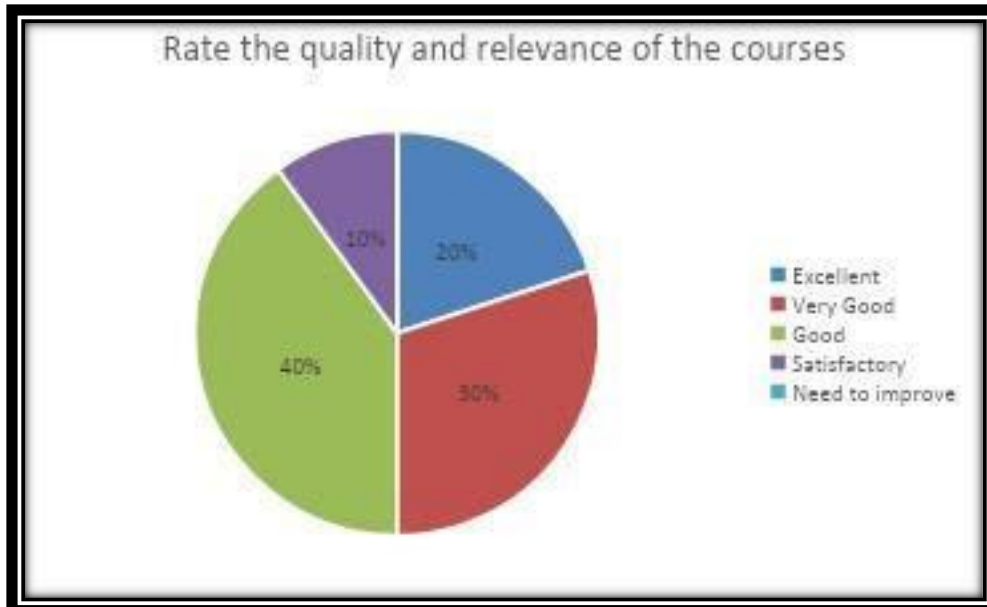


Analysis: From the above analysis, the majority of students (40%) rate the course load of the program as "Very Good", indicating a high level of satisfaction with the balance and distribution of courses across semesters. Additionally, 30% of students rate the course load as "Excellent", showing overall well-affectedness.

2. How do you rate the quality and relevance of the courses?

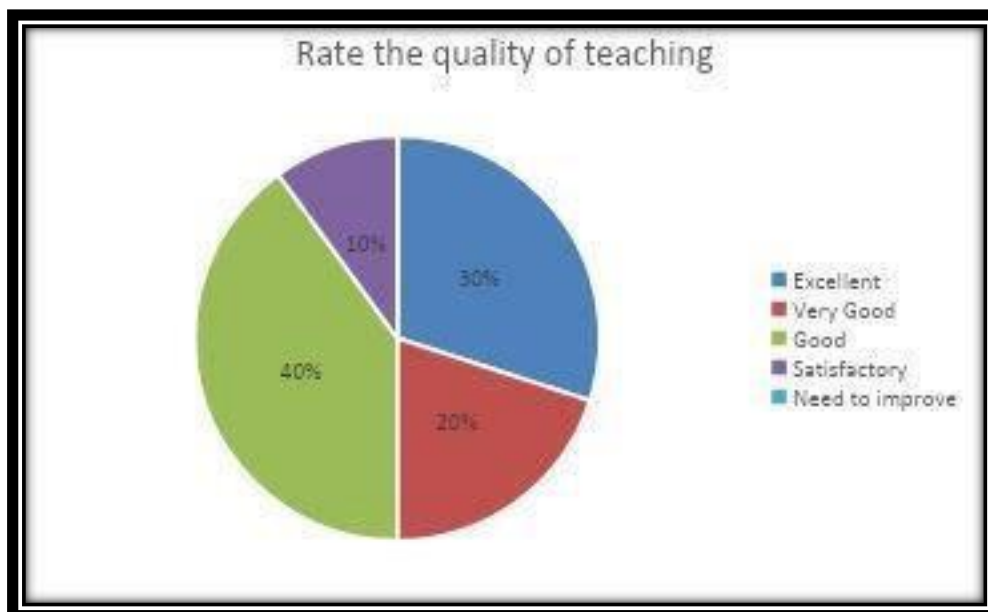
Student Feedback On Curriculum 2023-2024

DCT



Analysis: From the above analysis the majority of the students 40% rate the quality and relevance of the courses as "Good" 30% of students rate the "Very good", showing overall the quality and relevance of the courses are generally well received."

3. How do you rate the quality of teaching?

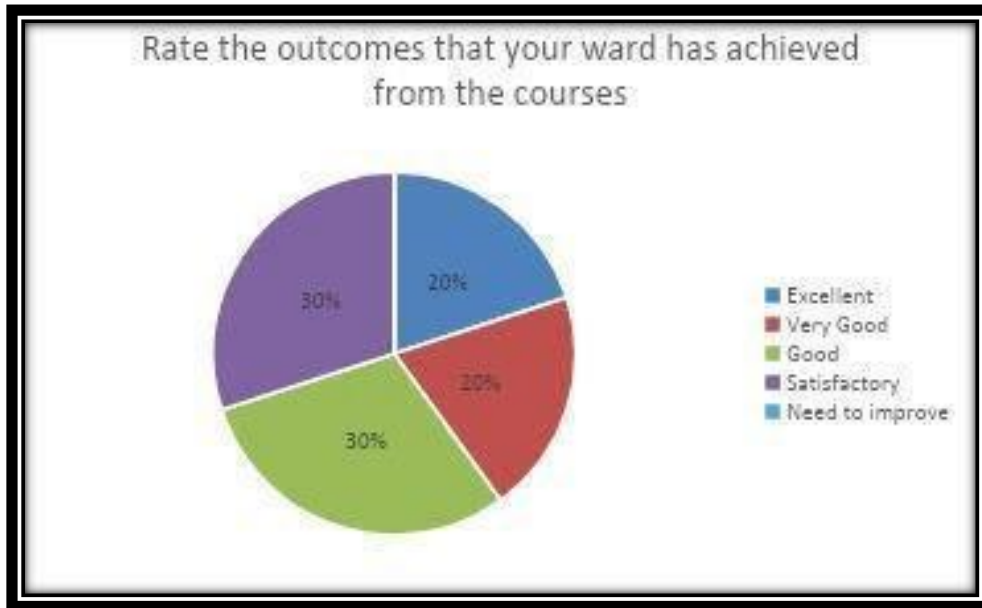


Analysis: From the above analysis the majority of the students 40% rate the quality of teaching as "Good", indicating high satisfaction with the teaching effectiveness.

Student Feedback On Curriculum 2023-2024

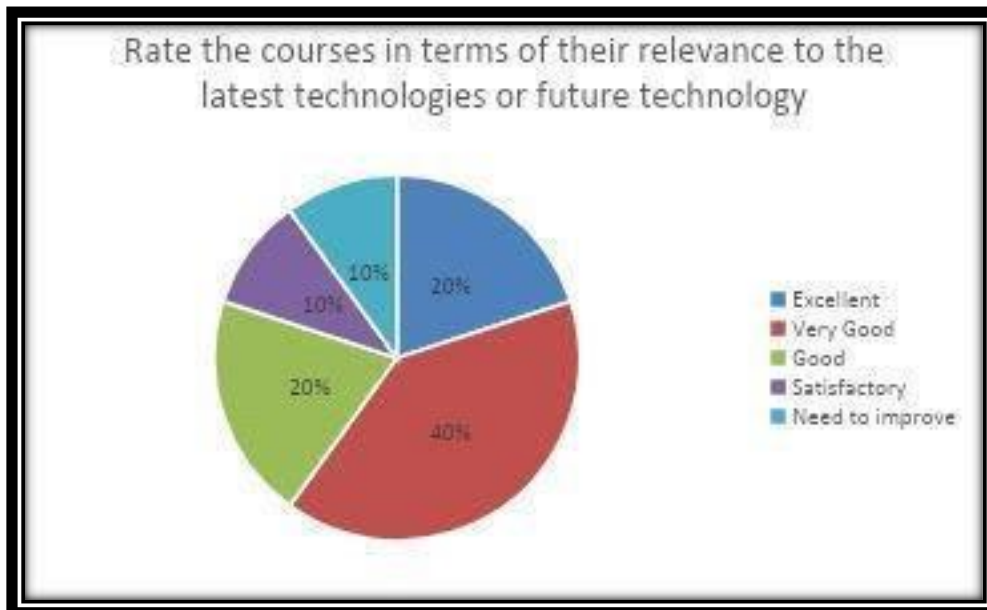
DCT

4. How do you rate the outcomes that your ward has achieved from the courses?



Analysis: From the above analysis, the majority of the students (30%) rate the outcomes achieved by their wards from the courses as "Good and Satisfactory", while an additional 20% consider them "Very Good and Excellent".

5. How do you rate the courses in terms of their relevance to the latest technologies or future technology?

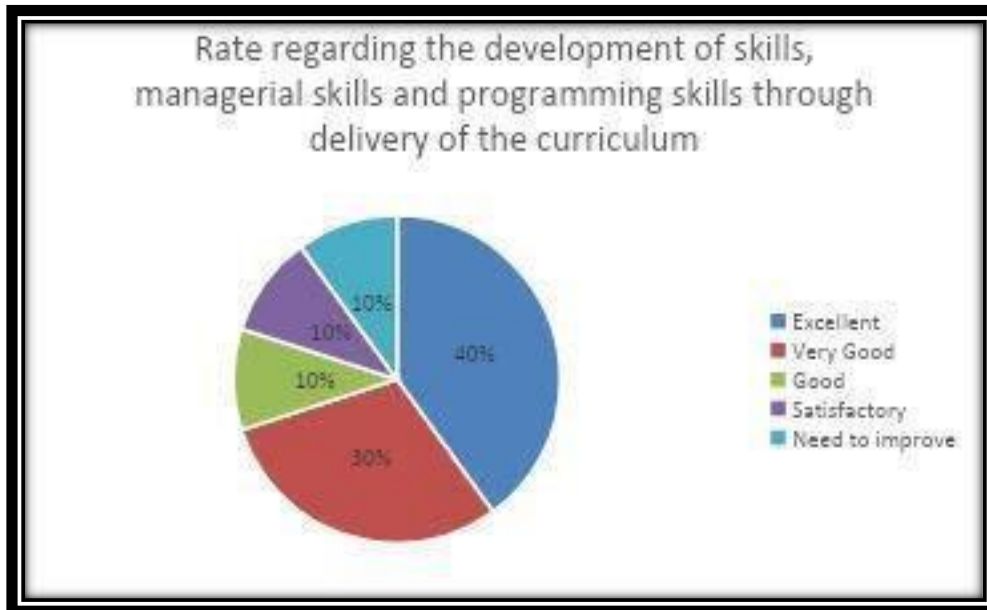


Analysis: From the above analysis, the majority of the students (40%) rate the course as "very good" in terms of relevance to the latest technologies or future technologies, with 20% rating it as "Good and Excellent".

Student Feedback On Curriculum 2023-2024

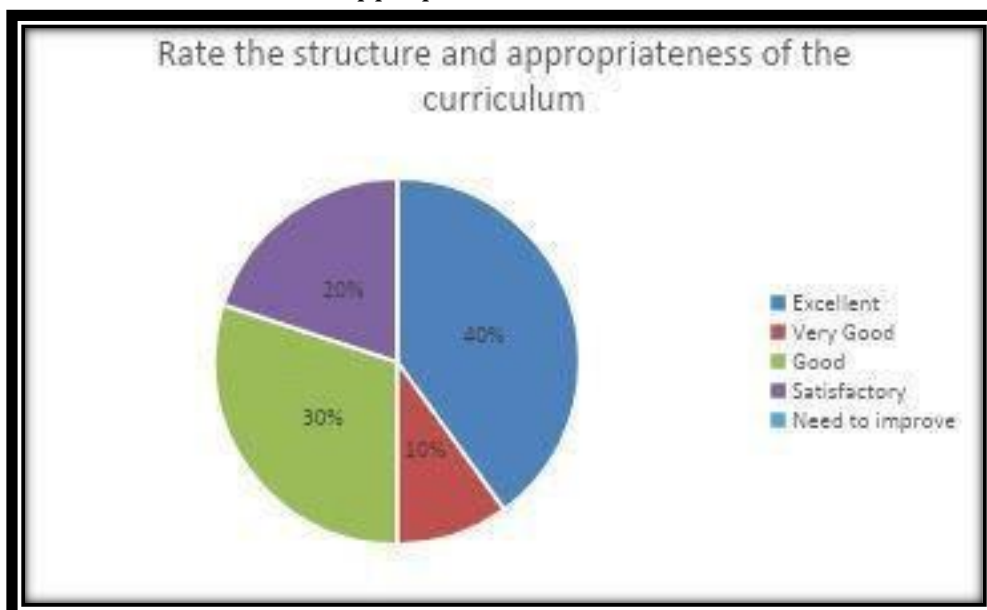
DCT

6. How do you rate regarding the development of skills, managerial skills and programming skills through delivery of the curriculum?



Analysis: From the above analysis, the majority of the students rate regarding the development of skills, managerial skills and programming skills through delivery of the curriculum is help the students to meet professional goals, with 40% rating it as "Excellent".

7. How well the structure and appropriateness of the curriculum is?

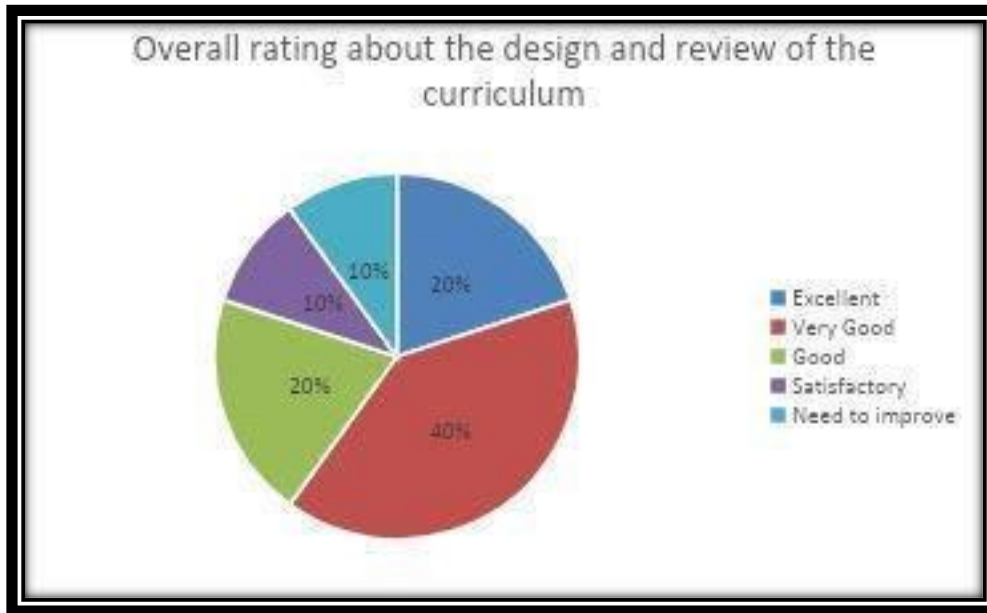


Analysis: From the above analysis, the largest segment of respondents 40% rated the curriculum as "Excellent." while a significant portion 30% of people find the curriculum to be well-structured and appropriate for their needs.

StudentFeedbackOnCurriculum2023-2024

DCT

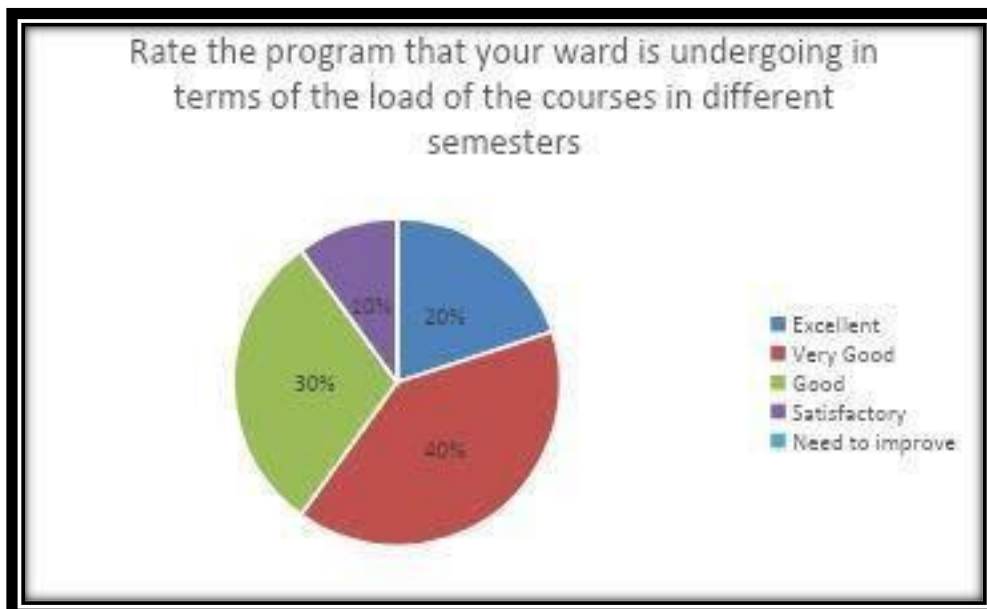
8. Your overall rating about the design and review of the curriculum.



Analysis: From the above analysis the majority of the students (40%) rated the design and review of the curriculum as "Very Good," while a significant portion (20%) also rating it as "Excellent and Good".

DCBS

1. How do you rate the program that your ward is undergoing in terms of the load of the courses in different semesters?



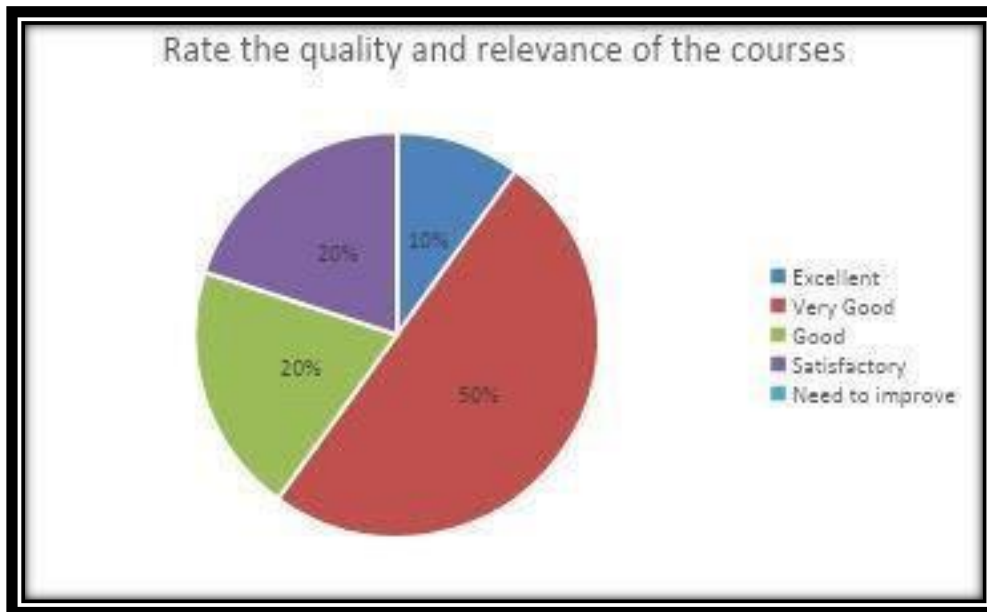
Analysis: From the above analysis, the majority of students (40%) rate the course load of the program as "Very Good", indicating a high level of satisfaction with the balance and distribution of courses across semesters.

Additionally, 30% of students rate the course load as "Good", showing overall well-affectedness.

Student Feedback On Curriculum 2023-2024

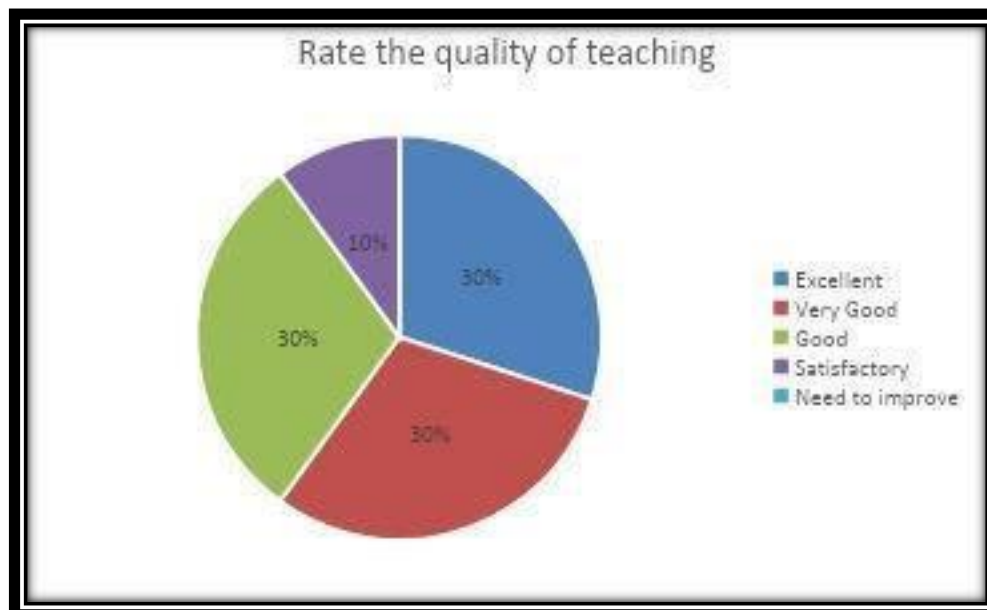
DCT

2. How do you rate the quality and relevance of the courses?



Analysis: From the above analysis the majority of the students 50% rate the quality and relevance of the courses as "Very Good" 20% of students rate the Good and satisfactory, showing overall the quality and relevance of the courses are generally well received.

3. How do you rate the quality of teaching?

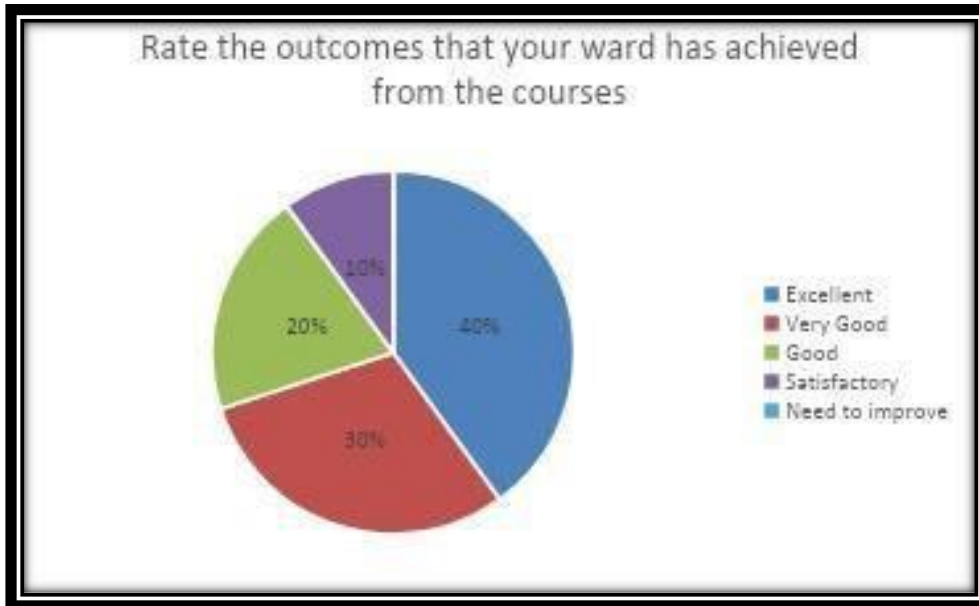


Analysis: From the above analysis the majority of the students 30% rate the quality of teaching as "Excellent, Very good and Good", indicating high satisfaction with the teaching effectiveness.

StudentFeedbackOnCurriculum2023-2024

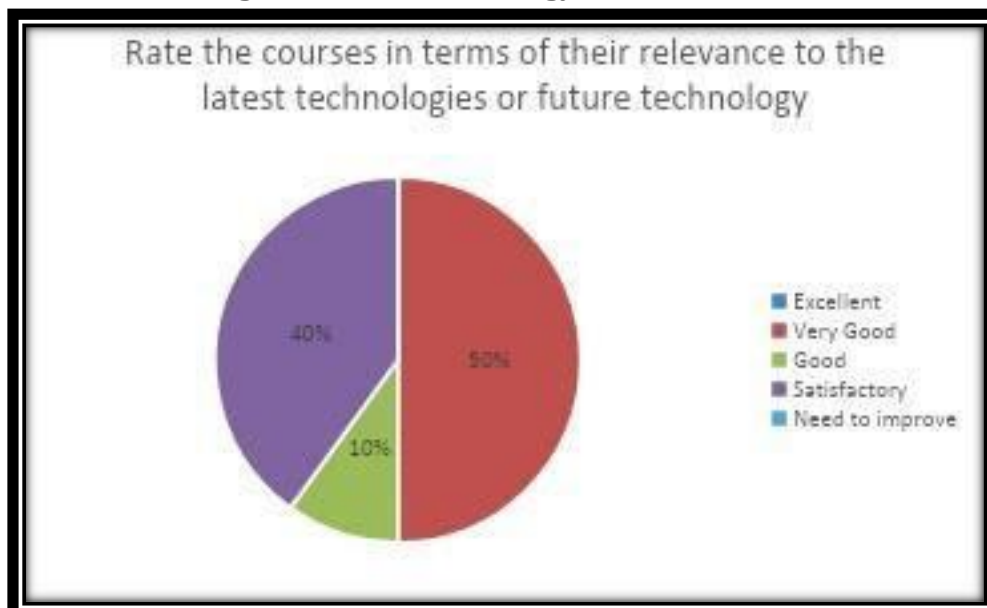
DCT

4. How do you rate the outcomes that your ward has achieved from the courses?



Analysis: From the above analysis, the majority of the students (40%) rate the outcomes achieved by their wards from the courses as "Excellent", while an additional 30% consider them "Very Good".

5. How do you rate the courses in terms of their relevance to the latest technologies or future technology?

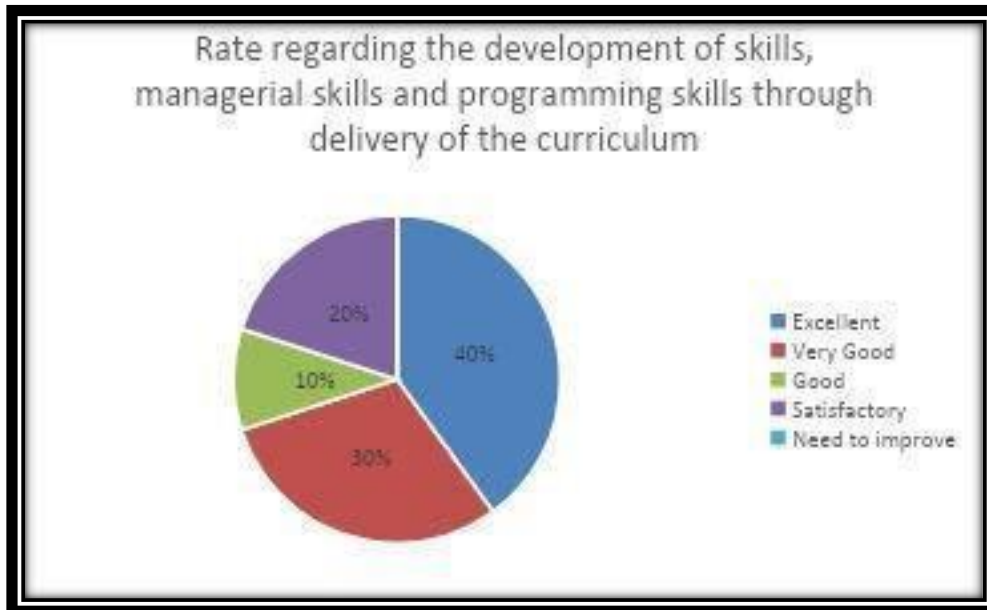


Analysis: From the above analysis, the majority of the students (50%) rate the courses as a "very good" in terms of relevance to the latest technologies or future technologies, with 40% rating it as "Satisfactory".

StudentFeedbackOnCurriculum2023-2024

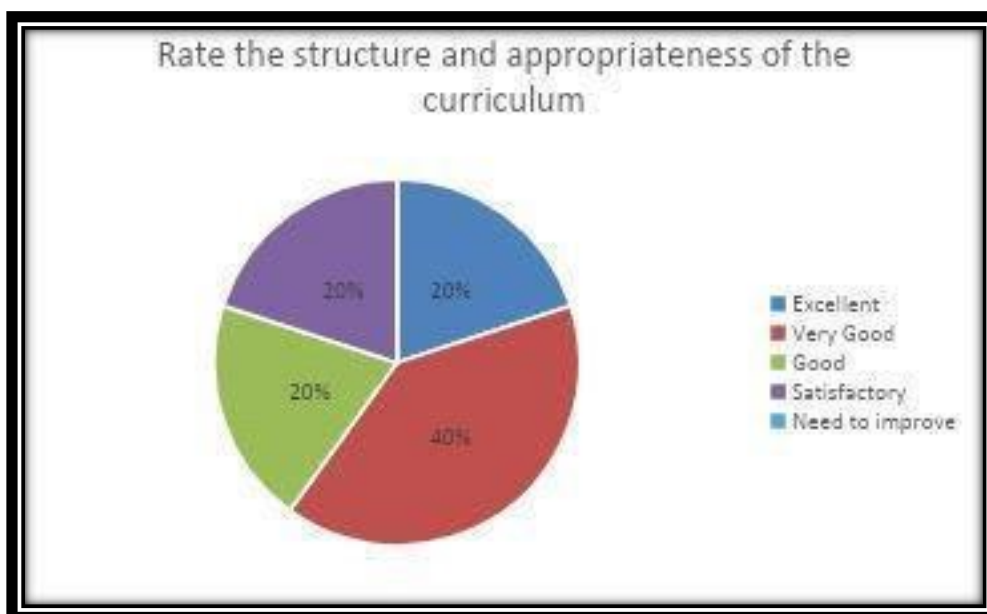
DCT

6. How do you rate regarding the development of skills, managerial skills and programming skills through delivery of the curriculum?



Analysis: From the above analysis, the majority of the students rate regarding the development of skills, managerial skills and programming skills through delivery of the curriculum is help the students to meet professional goals, with 40% rating it as "Excellent".

7. How well the structure and appropriateness of the curriculum is?

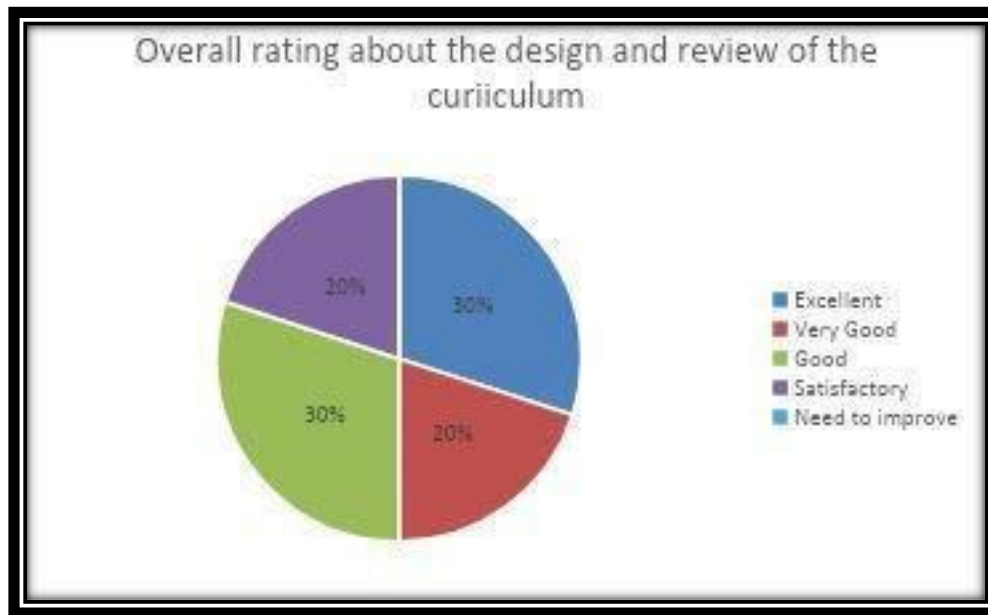


Analysis: From the above analysis, the largest segment of respondents 40% rated the curriculum as "Very Good." while a significant portion 20% of people find the curriculum to be well-structured and appropriate for their needs.

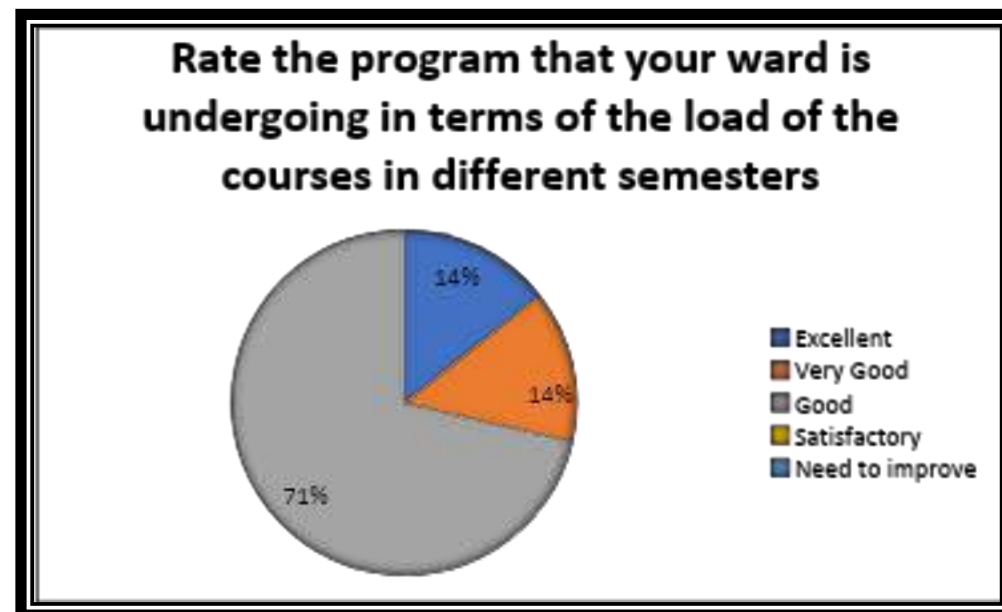
StudentFeedbackOnCurriculum2023-2024

DCT

8. You overall rating about the design and review of the curriculum.



Analysis: From the above analysis, the majority of the students (30%) rated the design and review of the curriculum as "Excellent and Good," while a significant portion (20%) also rating it as "very good and Satisfactory".

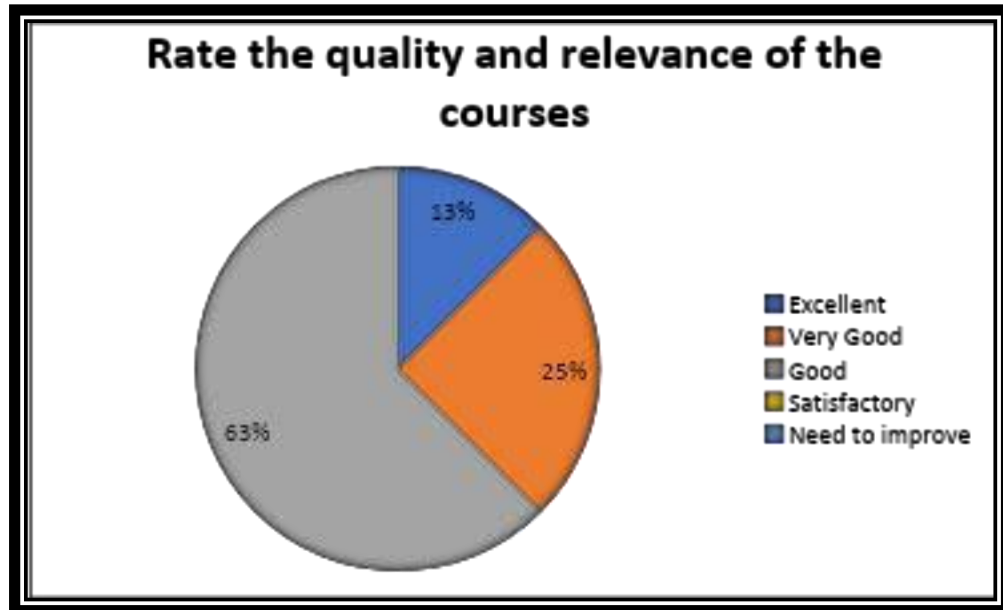


Analysis: From the above analysis, the majority of students (72%) rate the course load of the program as "good", indicating a high level of satisfaction with the balance and distribution of courses across semesters. Additionally, 14% of students rate the course load as "Very Good", showing overall well-affectedness.

2. How do you rate the quality and relevance of the courses?

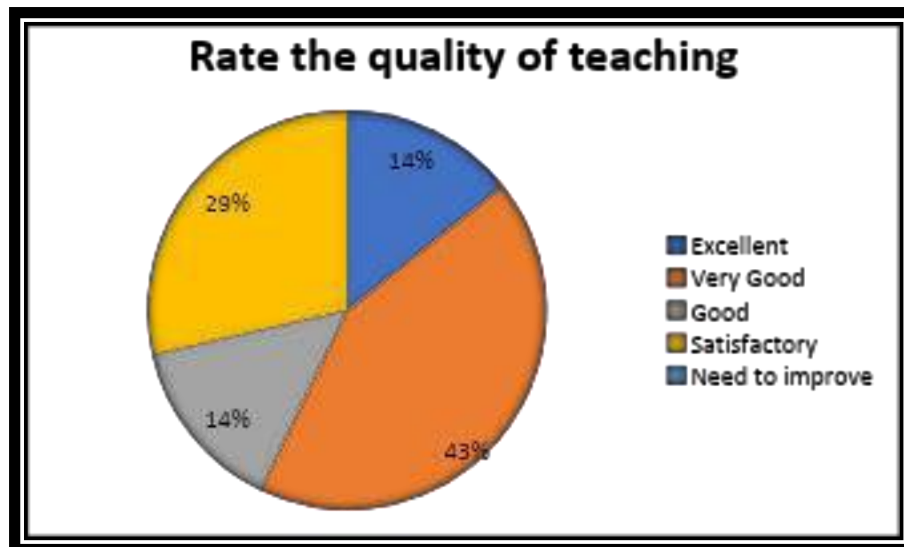
Student Feedback On Curriculum 2023-2024

DCT



Analysis: From the above analysis, the majority of students (63%) rate the course load of the program as "good", indicating a high level of satisfaction with the balance and distribution of courses across semesters. Additionally, 25% of students rate the course load as "Very Good", showing overall well-affectedness.

3. How do you rate the quality of teaching?

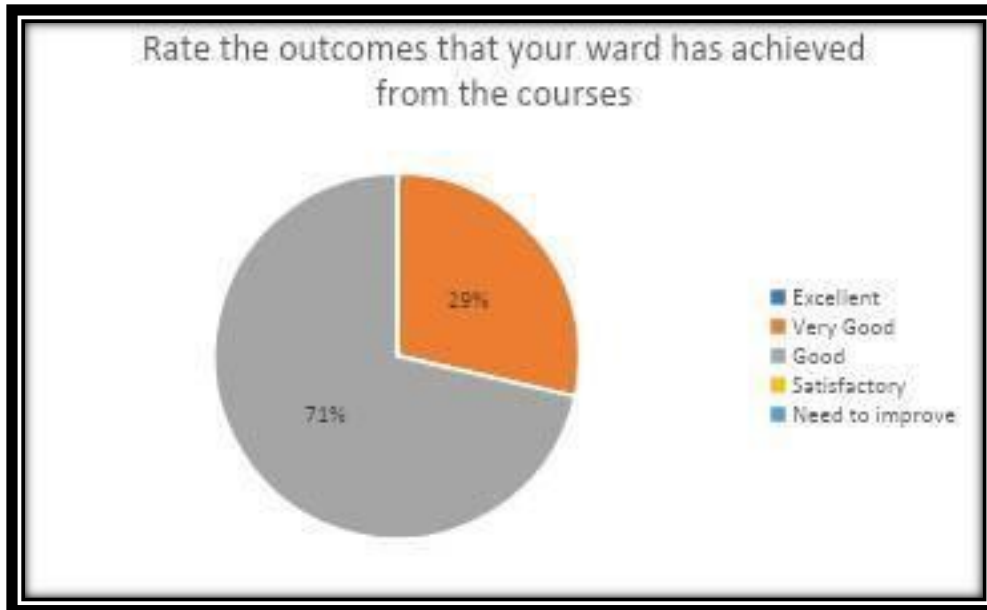


Analysis: From the above analysis, the majority of students (43%) rate the course load of the program as "Very Good", indicating a high level of satisfaction with the balance and distribution of courses across semesters. Additionally, 29% of students rate the course load as "Satisfactory", showing overall well-affectedness.

4. How do you rate the outcomes that your ward has achieved from the courses?

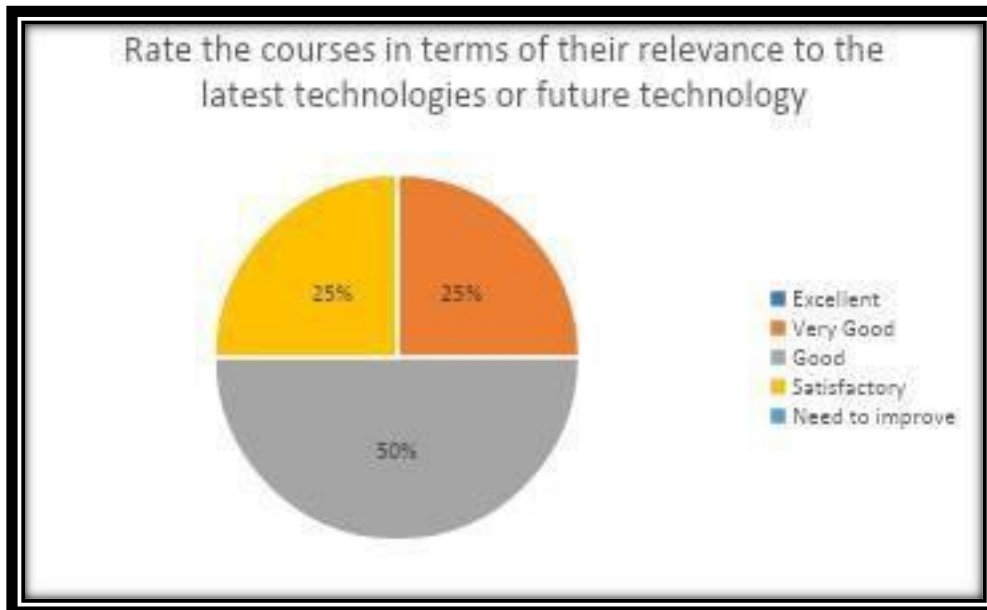
Student Feedback On Curriculum 2023-2024

DCT



Analysis: From the above analysis, the majority of students (71%) rate the course load of the program as "Good", indicating a high level of satisfaction with the balance and distribution of courses across semesters. Additionally, 29% of students rate the course load as "Very Good", showing overall well-affectedness.

5. How do you rate the courses in terms of their relevance to the latest technologies or future technology?

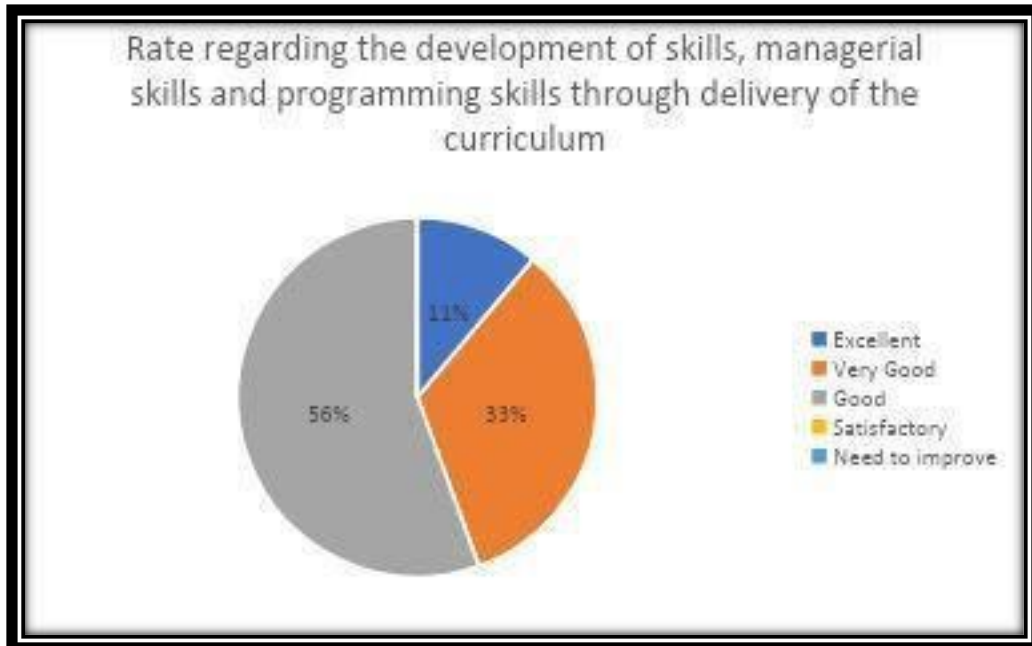


Analysis: From the above analysis, the majority of students (50%) rate the course load of the program as "Good", indicating a high level of satisfaction with the balance and distribution of courses across semesters. Additionally, 25% of students rate the course load as "Very Good", showing overall well-affectedness.

Student Feedback On Curriculum 2023-2024

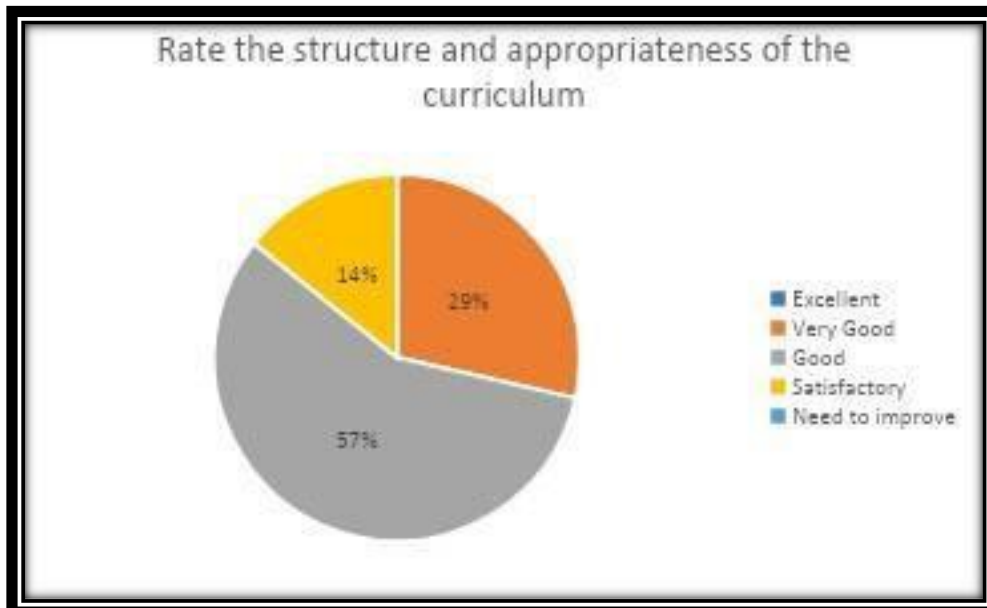
DCT

6. How do you rate regarding the development of skills, managerial skills and programming skills through delivery of the curriculum.



Analysis: From the above analysis, the majority of students (56%) rate the course load of the program as "Good", indicating a high level of satisfaction with the balance and distribution of courses across semesters. Additionally, 33% of students rate the course load as "Very Good", showing overall well-affectedness.

7. How well the structure and appropriateness of the curriculum is?

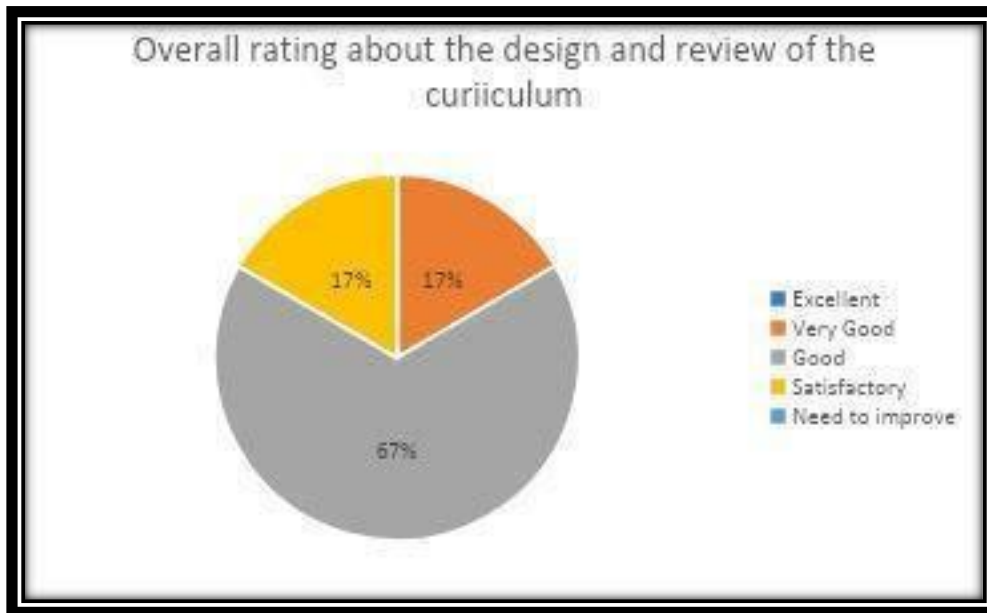


Analysis: From the above analysis, the majority of students (57%) rate the course load of the program as "Good", indicating a high level of satisfaction with the balance and distribution of courses across semesters. Additionally, 29% of students rate the course load as "Very Good", showing overall well-affectedness.

Student Feedback On Curriculum 2023-2024

DCT

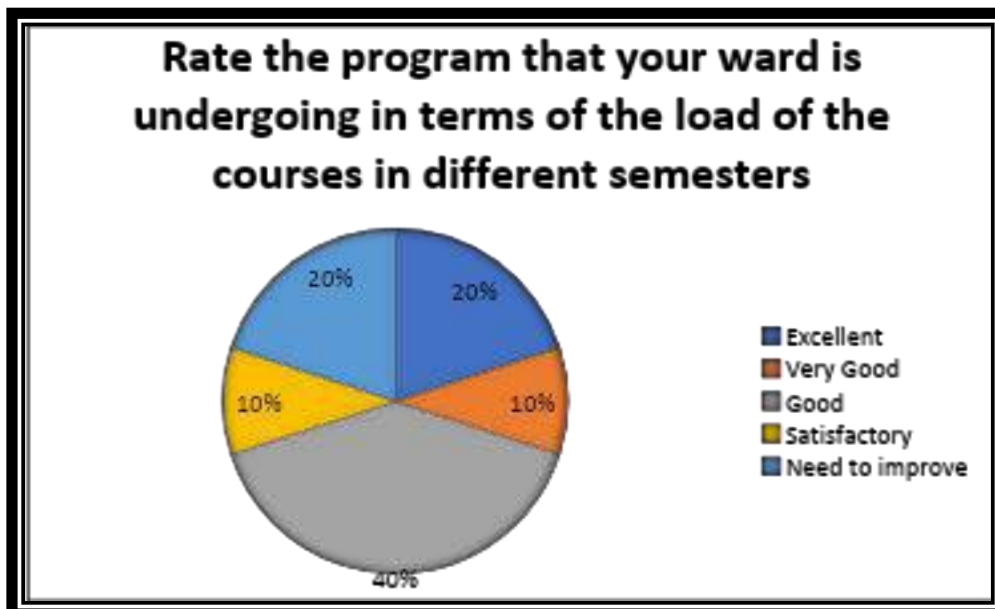
8. Your overall rating about the design and review of the curriculum.



Analysis: From the above analysis, the majority of students (67%) rate the course load of the program as "Good", indicating a high level of satisfaction with the balance and distribution of courses across semesters. Additionally, 17% of students rate the course load as "Satisfactory", showing overall well-affectedness.

NCSE

1. How do you rate the program that your ward is undergoing in terms of the load of the courses in different semesters?

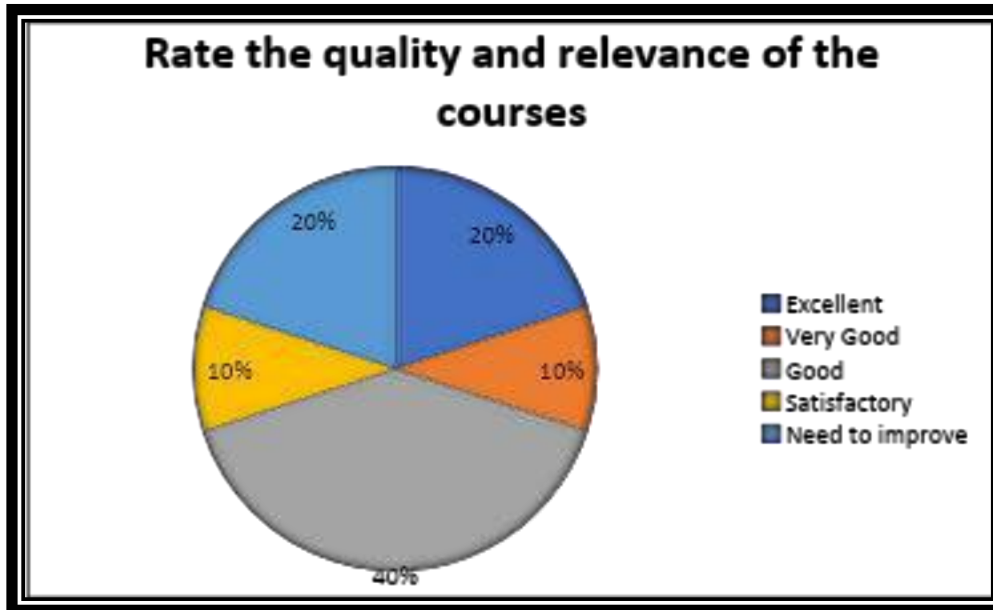


Analysis: From the above analysis, the majority of students (40%) rate the course load of the program as "Good", indicating a high level of satisfaction with the balance and distribution of courses across semesters. Additionally, 20% of students rate the course load as "Excellent and Need to improve", showing overall well-affectedness.

StudentFeedbackOnCurriculum2023-2024

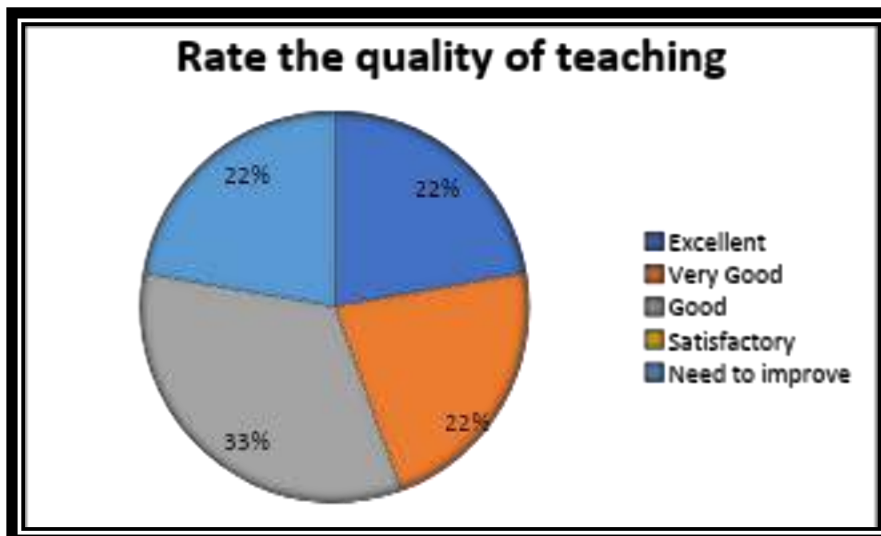
DCT

2. How do you rate the quality and relevance of the courses?



Analysis: From the above analysis, the majority of students (40%) rate the course load of the program as "Good", indicating a high level of satisfaction with the balance and distribution of courses across semesters. Additionally, 20% of students rate the course load as "Excellent and need to improve", showing overall well-affectedness.

3. How do you rate the quality of teaching?

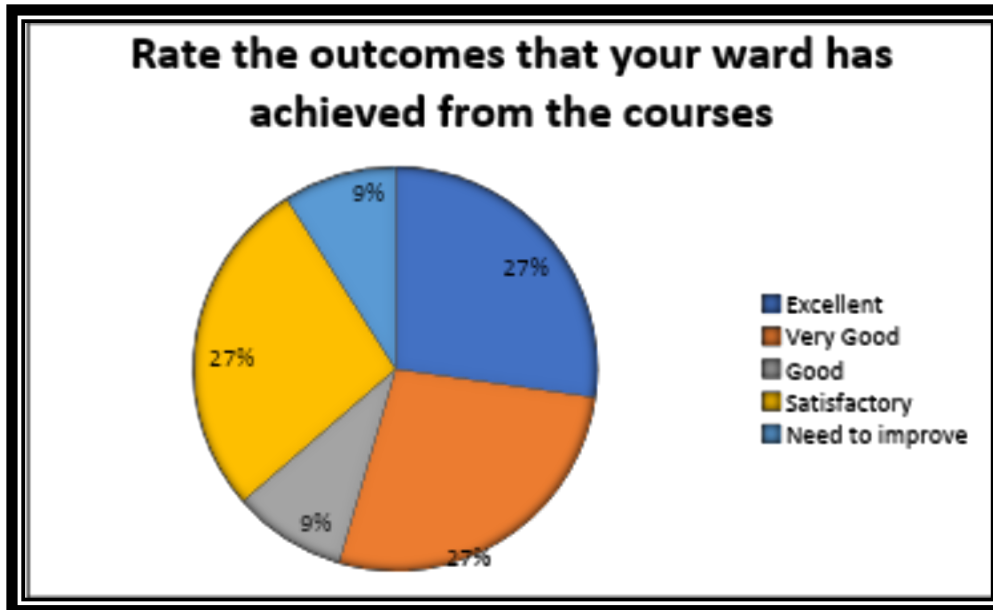


Analysis: From the above analysis, the majority of students (34%) rate the course load of the program as "Good", indicating a high level of satisfaction with the balance and distribution of courses across semesters. Additionally, 22% of students rate the course load as "Excellent and need to improve", showing overall well-affectedness.

4. How do you rate the outcomes that your ward has achieved from the courses?

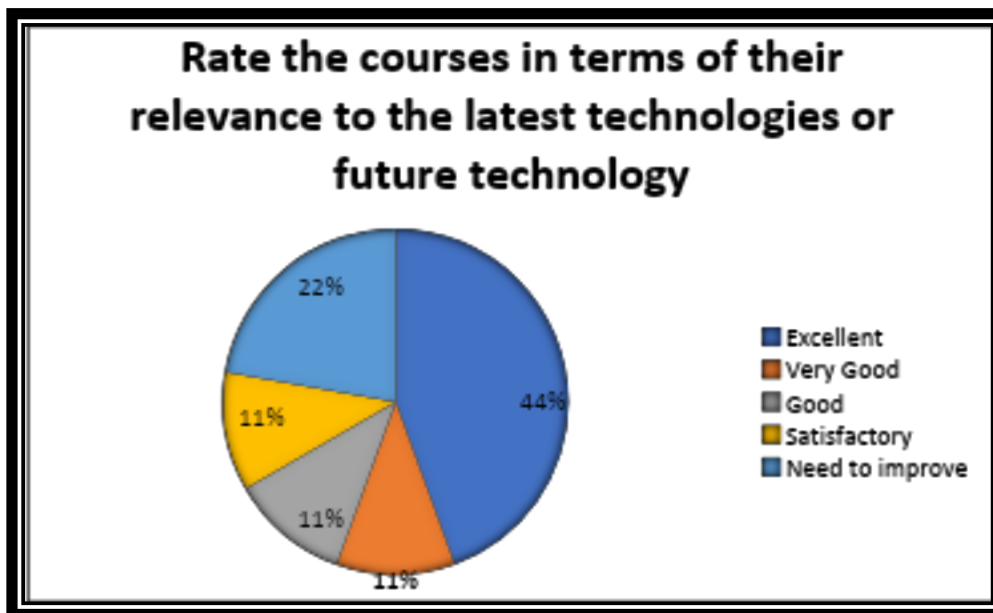
StudentFeedbackOnCurriculum2023-2024

DCT



Analysis: From the above analysis, the majority of students (28%) rate the course load of the program as “Excellent”, indicating a high level of satisfaction with the balance and distribution of courses across semesters. Additionally, 27% of students rate the course load as “Very Good and Satisfactory”, showing overall well-affectedness.

5. How do you rate the courses in terms of their relevance to the latest technologies or future technology?

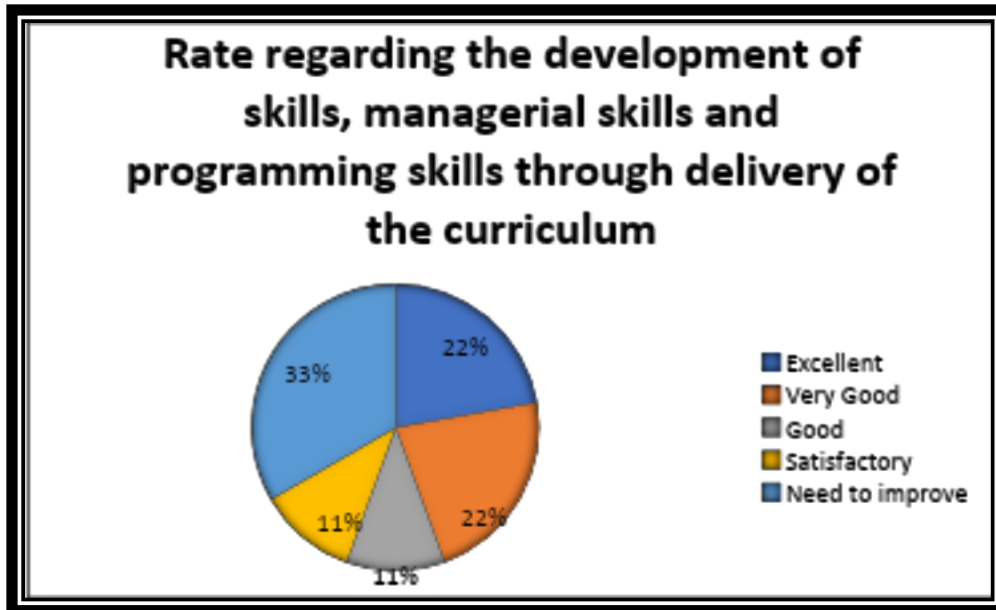


Analysis: From the above analysis, the majority of students (45%) rate the course load of the program as “Excellent”, indicating a high level of satisfaction with the balance and distribution of courses across semesters. Additionally, 22% of students rate the course load as “Need to improve”, showing overall well-affectedness.

6. How do you rate regarding the development of skills, managerial skills and programming skill through delivery of the curriculum.

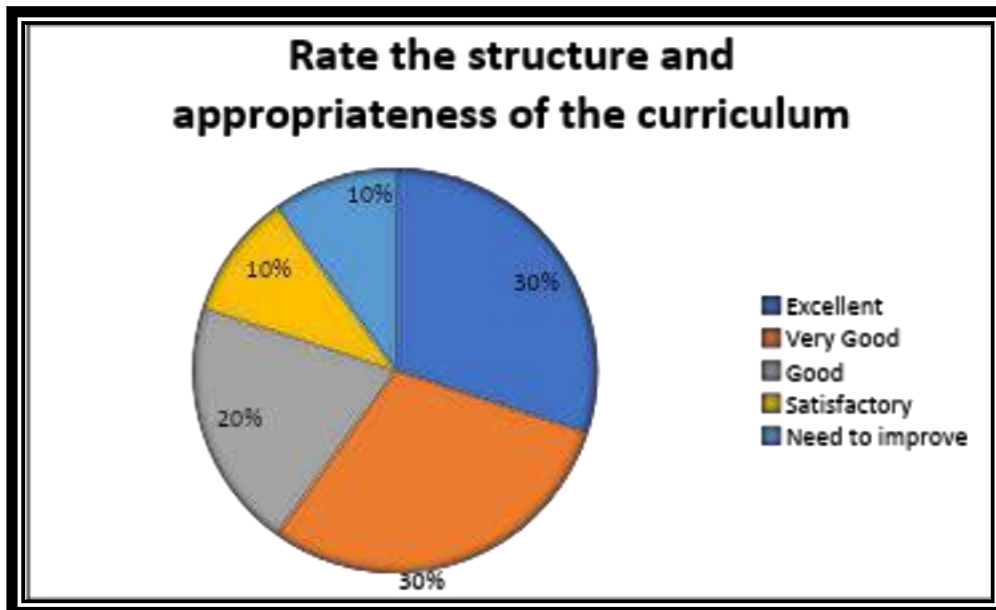
Student Feedback On Curriculum 2023-2024

DCT



Analysis: From the above analysis, the majority of students (34%) rate the course load of the program as "Need to improve", indicating a high level of satisfaction with the balance and distribution of courses across semesters. Additionally, 22% of students rate the course load as "Excellent", showing overall well-affectedness.

7. How well the structure and appropriateness of the curriculum is?

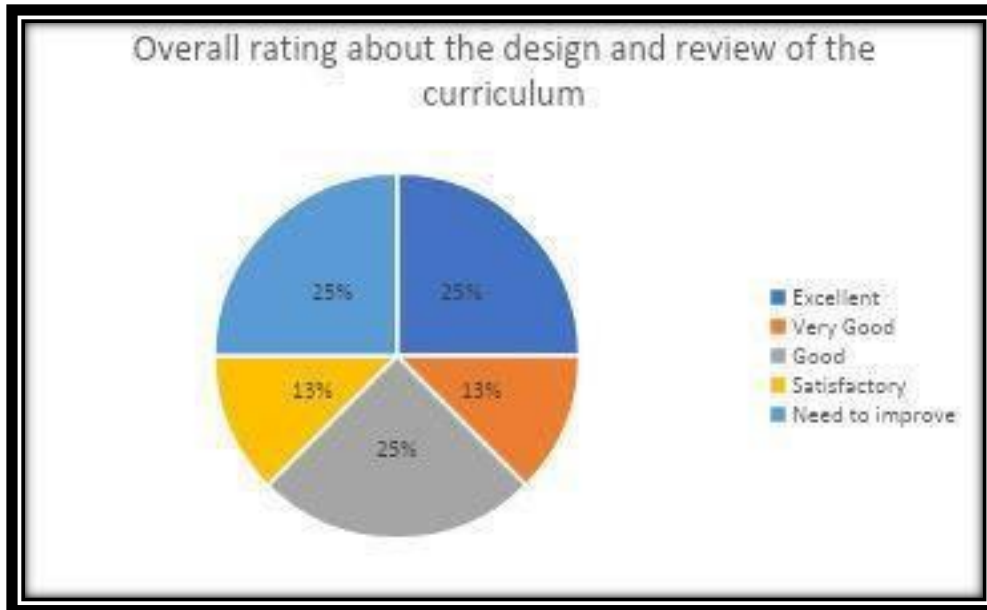


Analysis: From the above analysis, the majority of students (30%) rate the course load of the program as "Both Excellent and Very Good", indicating a high level of satisfaction with the balance and distribution of courses across semesters. Additionally, 20% of students rate the course load as "Good", showing overall well-affectedness.

8. Your overall rating about the design and review of the curriculum.

Student Feedback On Curriculum 2023-2024

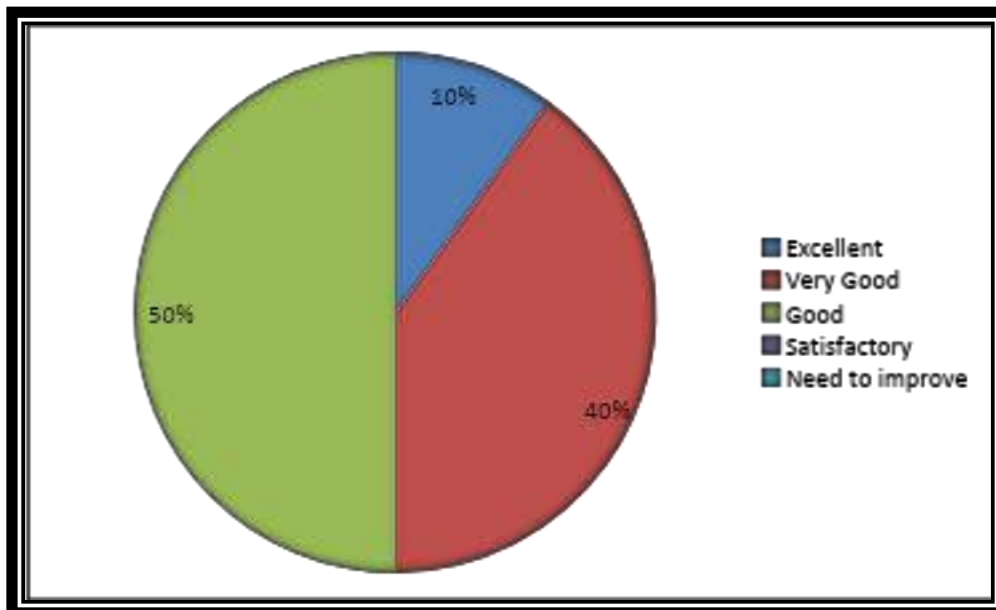
DCT



Analysis: From the above analysis, the majority of students (25%) rate the course load of the program as “Excellent, Good and need to improve”, indicating a high level of satisfaction with the balance and distribution of courses across semesters. Additionally, 13% of students rate the course load as “Satisfactory”, showing overall well-affectedness.

NCT

1. How do you rate the program that your ward is undergoing in terms of the load of the courses in different semesters?

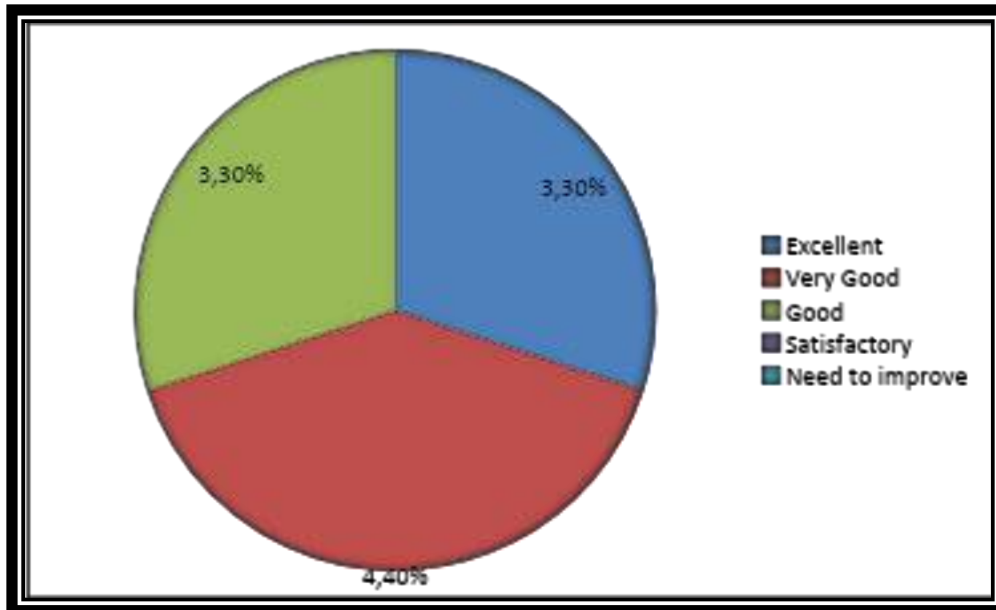


Analysis: From the above analysis, the majority of students (50%) rate the course load of the program as “good”, indicating a high level of satisfaction with the balance and distribution of courses across semesters. Additionally, 40% of students rate the course load as “Very Good”, showing overall well-affectedness.

2. How do you rate the quality and relevance of the courses?

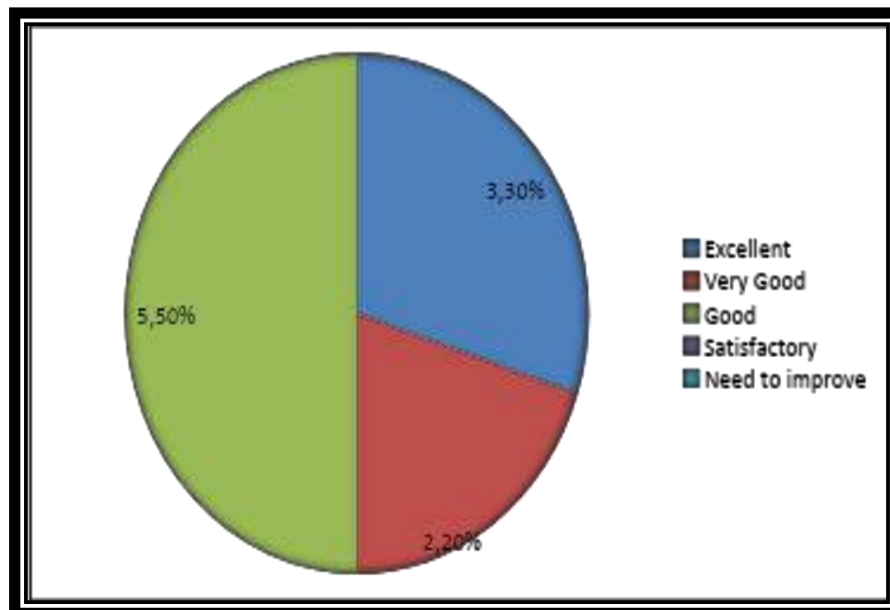
StudentFeedbackOnCurriculum2023-2024

DCT



Analysis: From the above analysis, the majority of the students (40%) rate the quality and relevance of the courses as very good, 30% of students rate as Excellent and good, showing overall the quality and relevance of the courses are generally well received."

3. How do you rate the quality of teaching?

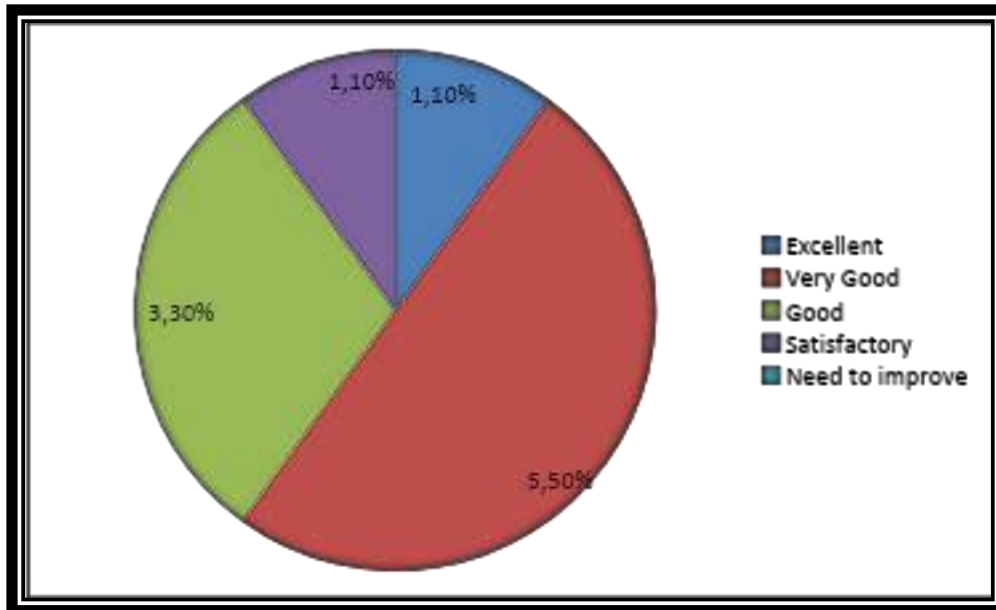


Analysis From the above analysis, the majority of the students (50%) rate the quality of teaching as Good, indicating high satisfaction with the teaching effectiveness.

4. How do you rate the outcomes that your ward has achieved from the courses?

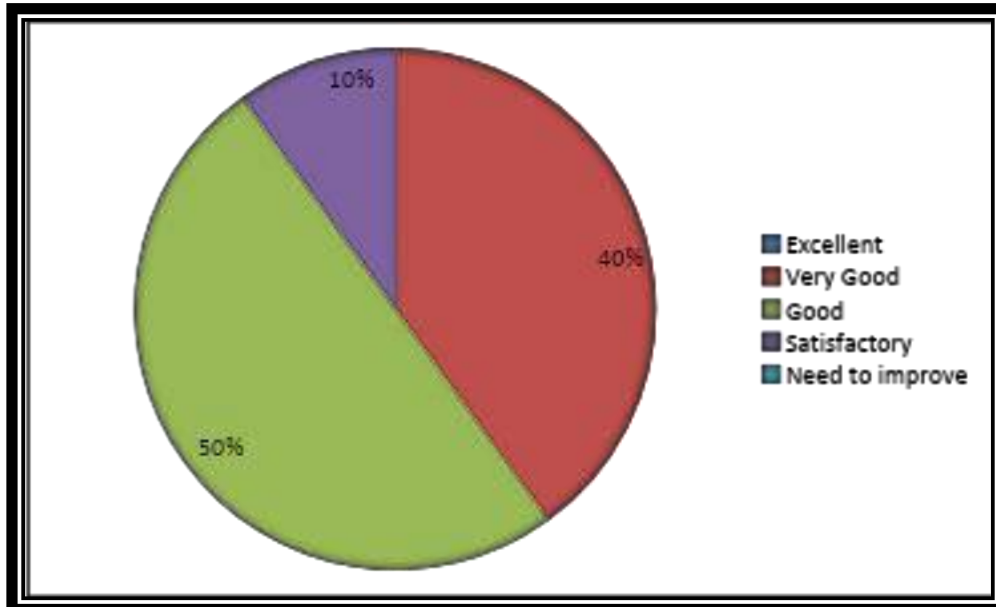
StudentFeedbackOnCurriculum2023-2024

DCT



Analysis: From the above analysis the majority of the students (50%) rate the outcomes achieved by their wards from the courses as "Very Good", while an additional 30% consider them "Good".

5. How do you rate the courses in terms of their relevance to the latest technologies or future technology?

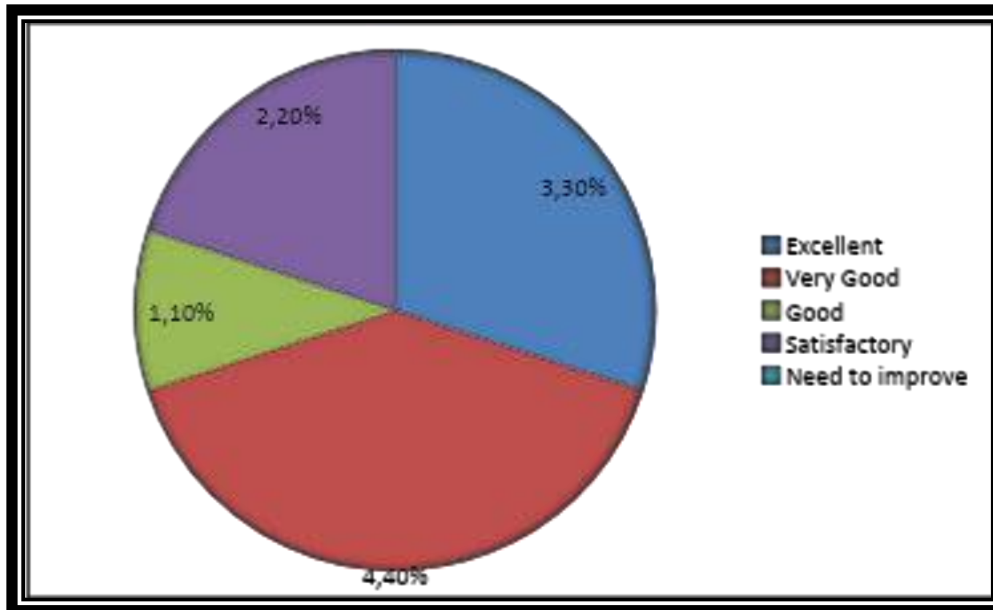


Analysis:: From the above analysis the majority of the students (50%) rate the courses as Good in terms of relevance to the latest technologies or future technologies, with 40% rating it as "very Good".

6. How do you rate regarding the development of skills, managerial skills and programming skills through delivery of the curriculum?

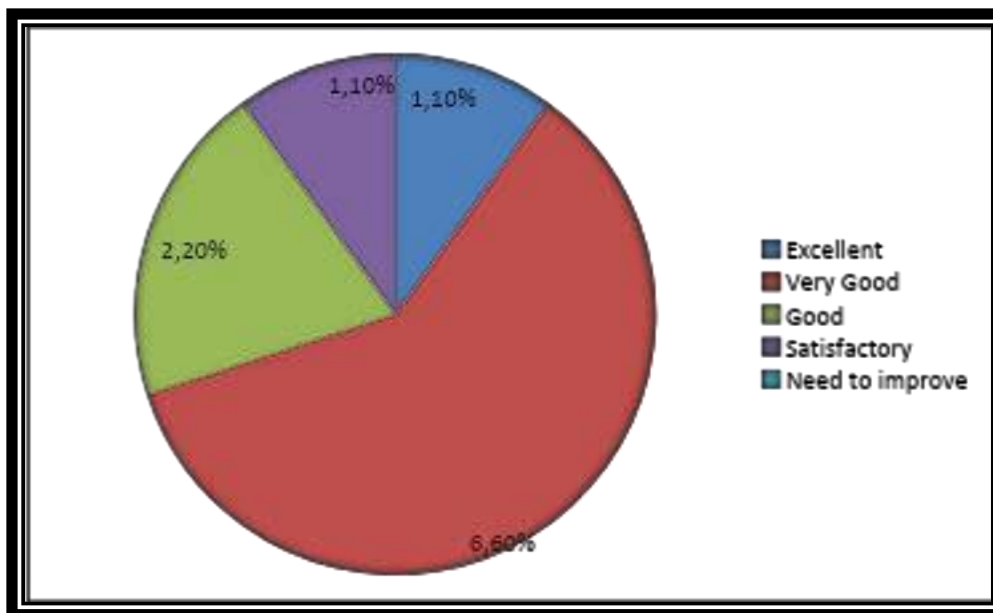
StudentFeedbackOnCurriculum2023-2024

DCT



Analysis: From the above analysis, the majority of the students (40%) rate regarding the development of skills, managerial skills, and programming skills through the delivery of the curriculum is helpful to the students to meet professional goals, with 30% rating it as "Excellent".

7. How well the structure and appropriateness of the curriculum is?



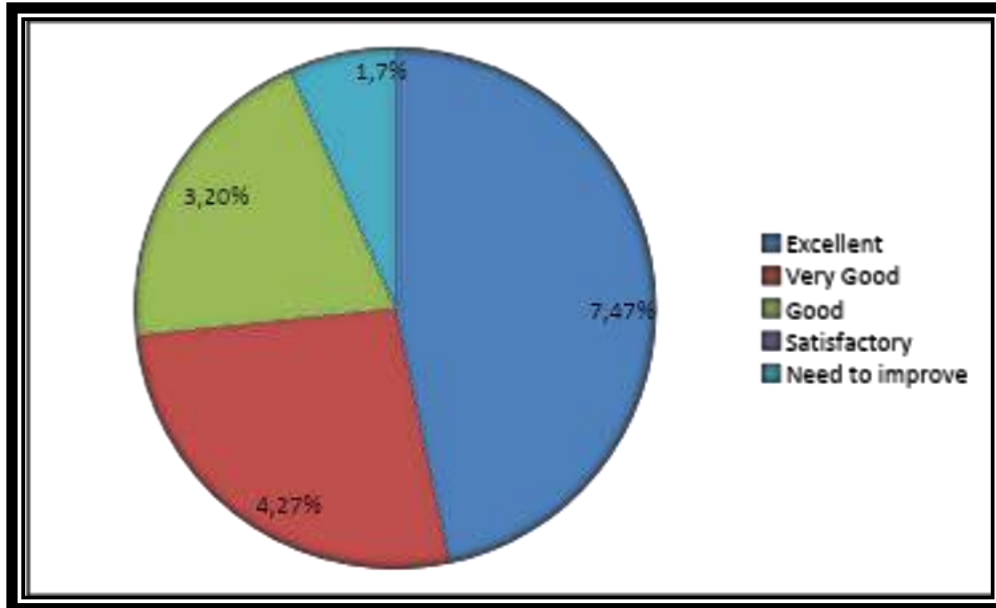
Analysis: From the above analysis, the largest segment of respondents rated the curriculum as "Very Good." This suggests that a significant portion of people find the curriculum to be well-structured and appropriate for their needs.

DCT

1. How do you rate the program that your ward is undergoing in terms of the load of the courses in different semesters?

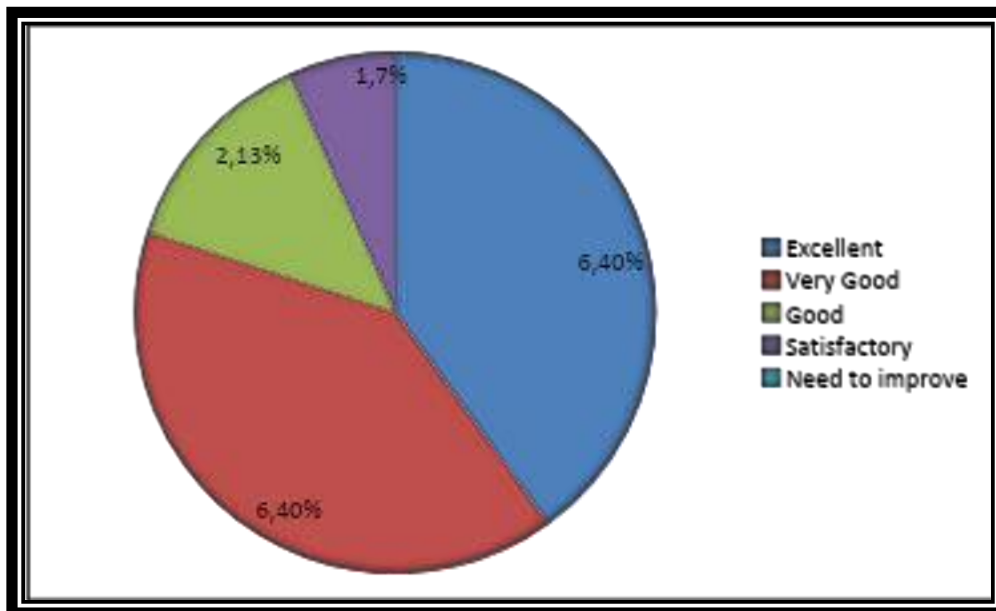
Student Feedback On Curriculum 2023-2024

DCT



Analysis: From the above analysis, the majority of students (46%) rate the course load of the program as "Excellent", indicating a high level of satisfaction with the balance and distribution of courses across semesters. Additionally, 27% of students rate the course load as "Very Good", showing overall well-affectedness.

2. How do you rate the quality and relevance of the courses?

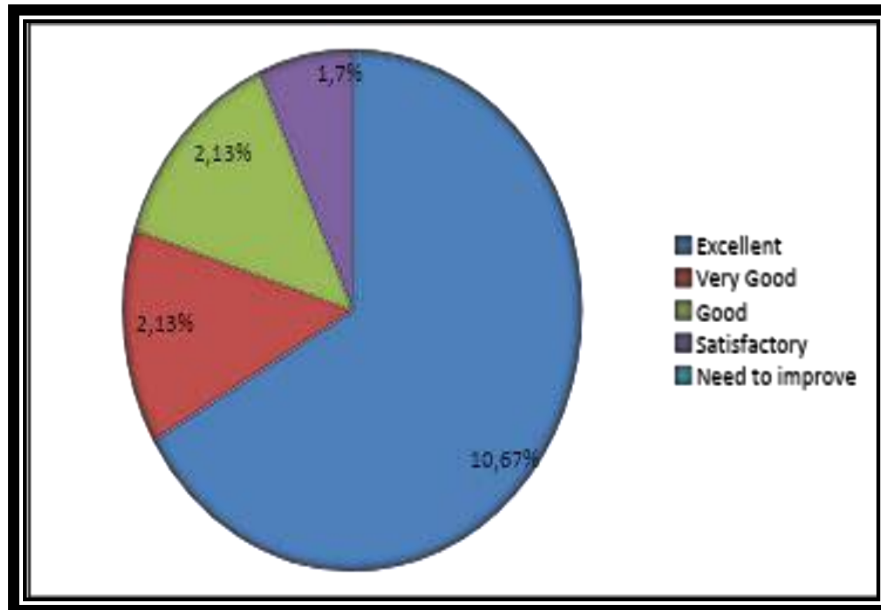


Analysis: From the above analysis, the majority of the students 40% rate the quality and relevance of the courses as very good and excellent, 13% of students rate the good, showing overall the quality and relevance of the courses are generally well received."

3. How do you rate the quality of teaching?

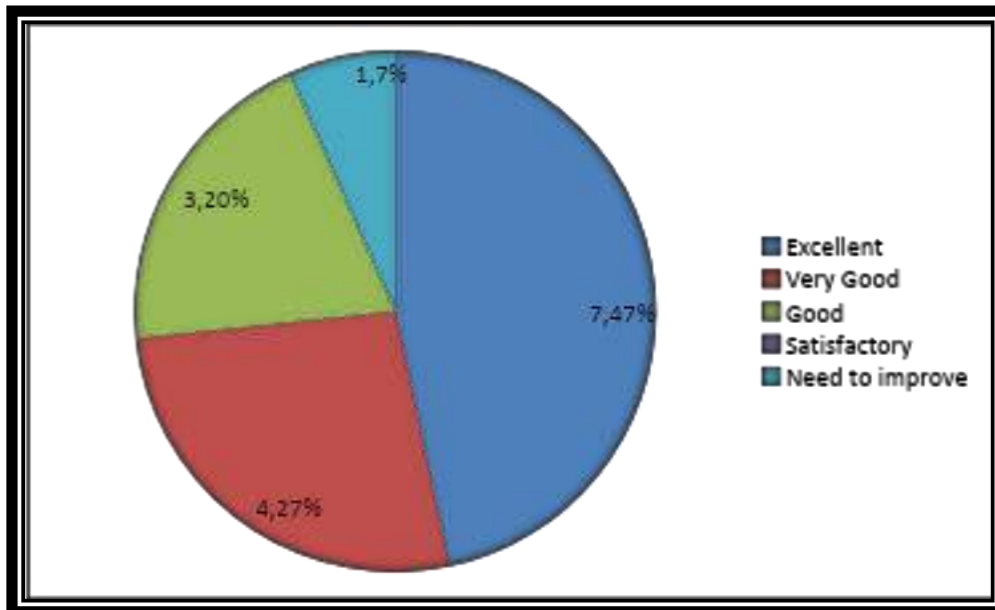
StudentFeedbackOnCurriculum2023-2024

DCT



Analysis: From the above analysis, the majority of the students (67%) rate the quality of teaching as Excellent, indicating high satisfaction with the teaching effectiveness.

4. How do you rate the outcomes that your ward has achieved from the courses?

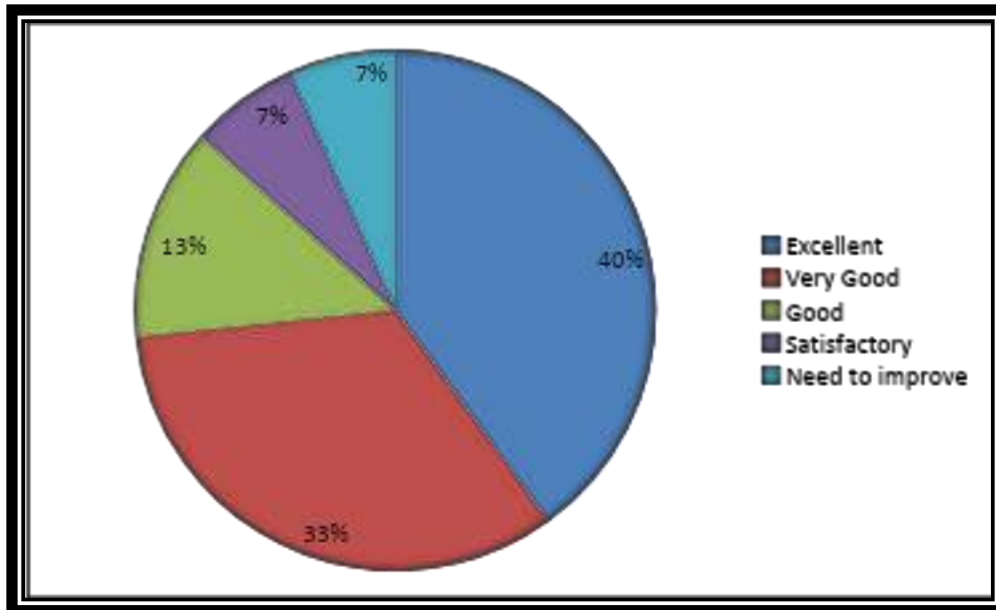


Analysis: From the above analysis, the majority of the students (46%) rate the outcomes that your ward has achieved from the courses as "Excellent", with 27% rating it as either "Very Good."

4. How do you rate the courses in terms of their relevance to the latest technologies or future technology?

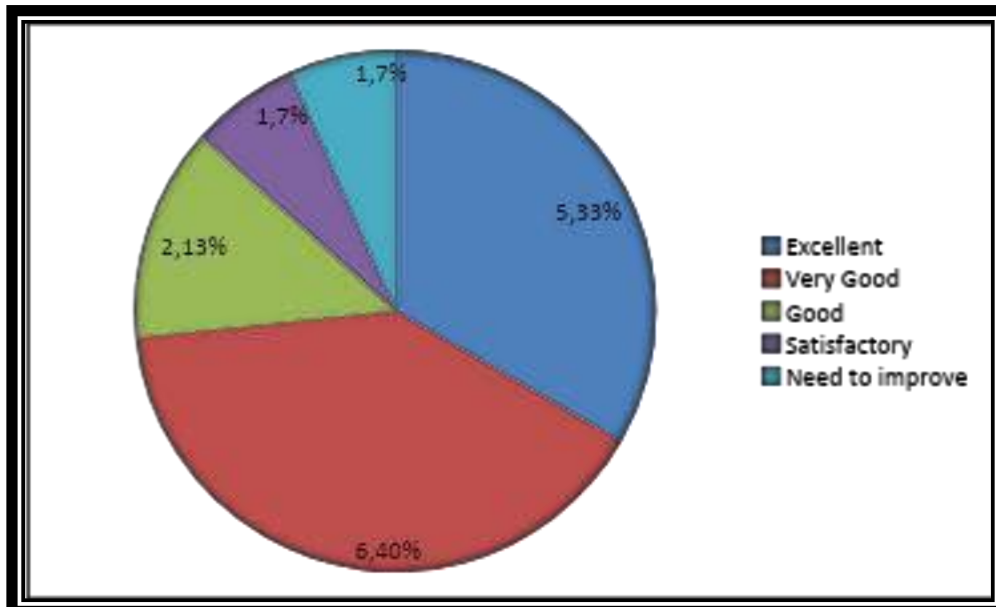
Student Feedback On Curriculum 2023-2024

DCT



Analysis: From the above analysis the majority of the students (40%) rate the outcomes achieved by their wards from the courses as "Excellent", while an additional 33% consider them "Very Good".

5. How do you rate regarding the development of skills, managerial skills and programming skills through delivery of the curriculum?

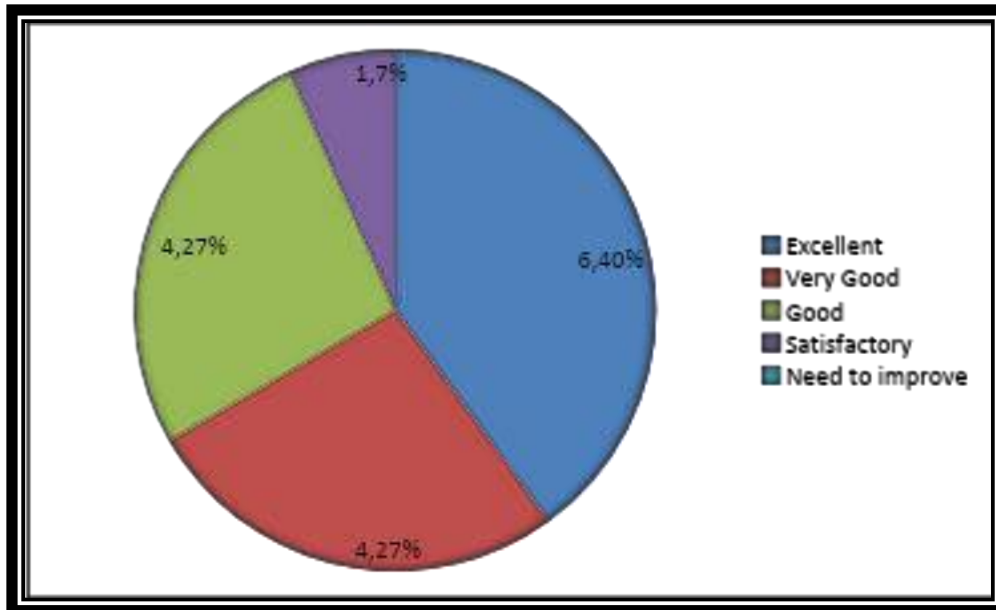


Analysis: From the above analysis the majority of the students (40%) rate the courses as Very good in terms of relevance to the latest technologies or future technologies, with 33% rating it as "Excellent".

6. How well the structure and appropriateness of the curriculum is?

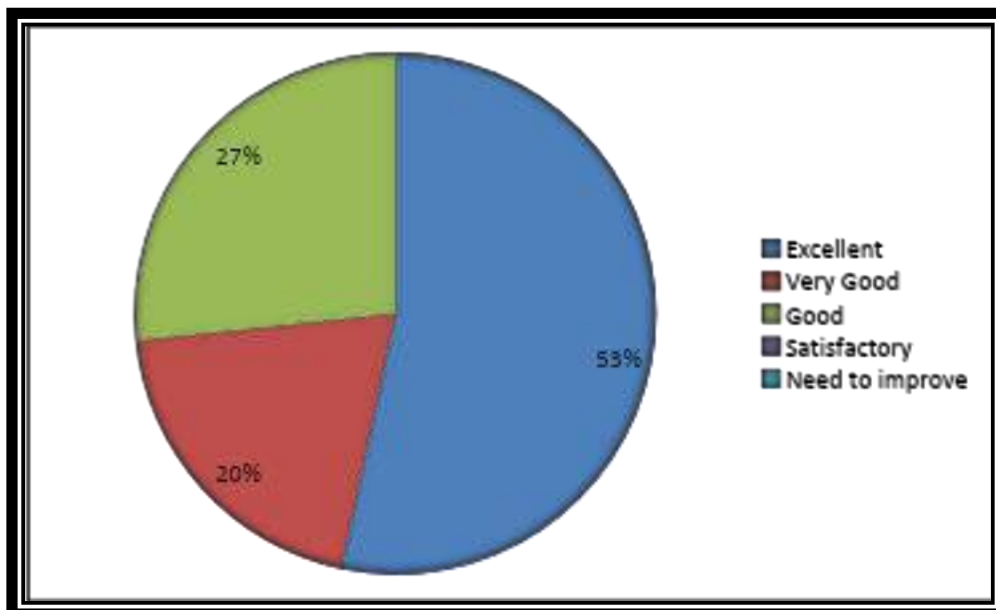
StudentFeedbackOnCurriculum2023-2024

DCT



Analysis: From the above analysis, the majority of the students (40%) rate regarding the development of skills, managerial skills, and programming skills through delivery of the curriculum is helpful to the students to meet professional goals, with 27% rating it as "Very Good".

7. Your overall rating about the design and review of the curriculum.

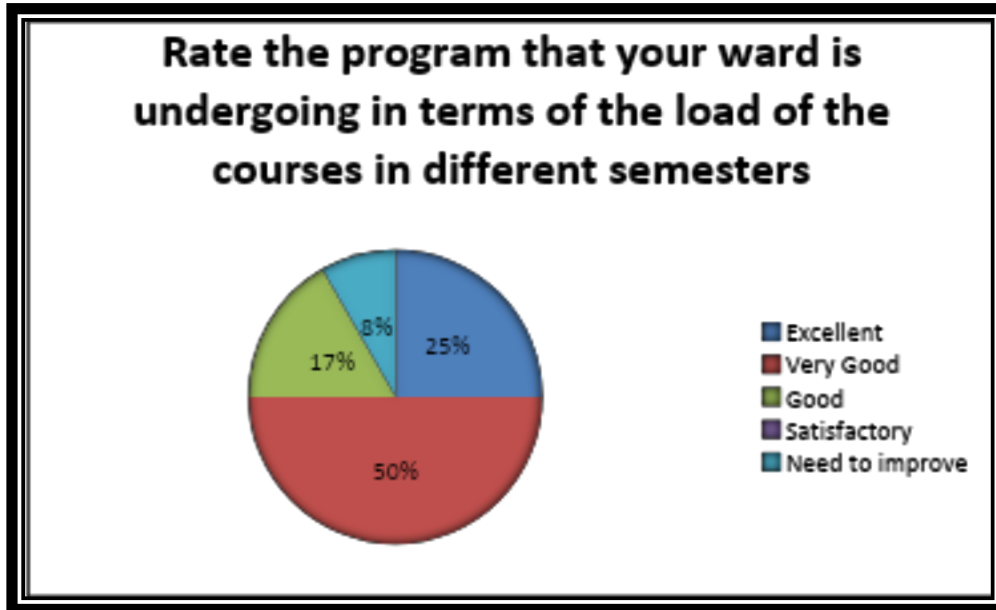


Analysis: From the above analysis, the largest segment of respondents (53%) rated the curriculum as "Excellent" while a significant portion (20%) of people find the curriculum to be well-structured and appropriate for their needs.

StudentFeedbackOnCurriculum2023-2024

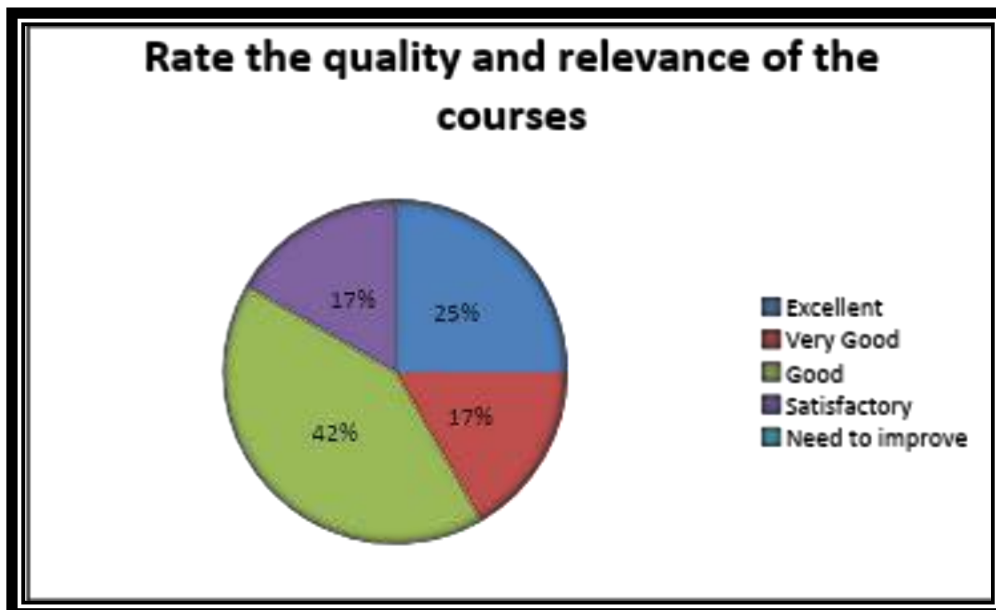
AFSN

1. How do you rate the program that your ward is undergoing in terms of the load of the courses in different semesters?



Analysis: From the above analysis, the majority of students (50%) rate the course load of the program as "very good", indicating a high level of satisfaction with the balance and distribution of courses across semesters. Additionally, (25%) of students rate the course load as "Excellent", showing overall well-affectedness.

2. How do you rate the quality and relevance of the courses?

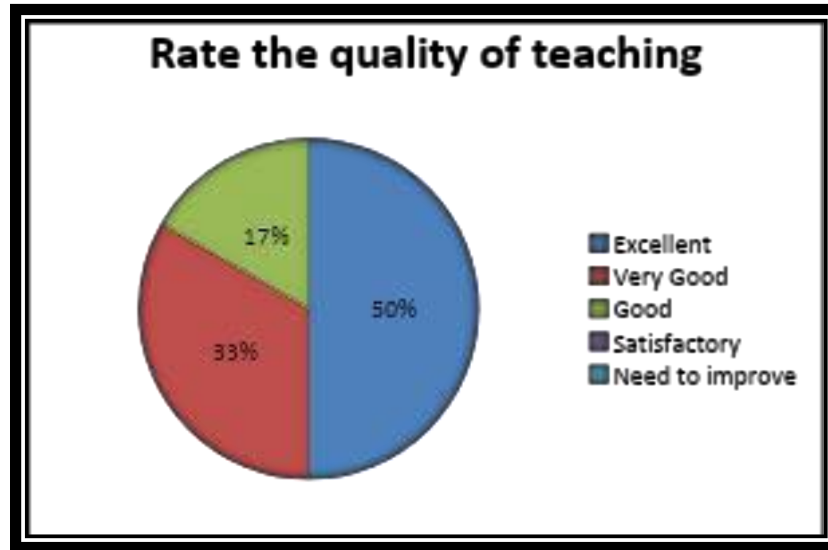


Analysis: From the above analysis, the majority of the students (41%) rate the quality and relevance of the courses as good, (25%) of students rate the Excellent, showing overall the quality and relevance of the courses are generally well received."

StudentFeedbackOnCurriculum2023-2024

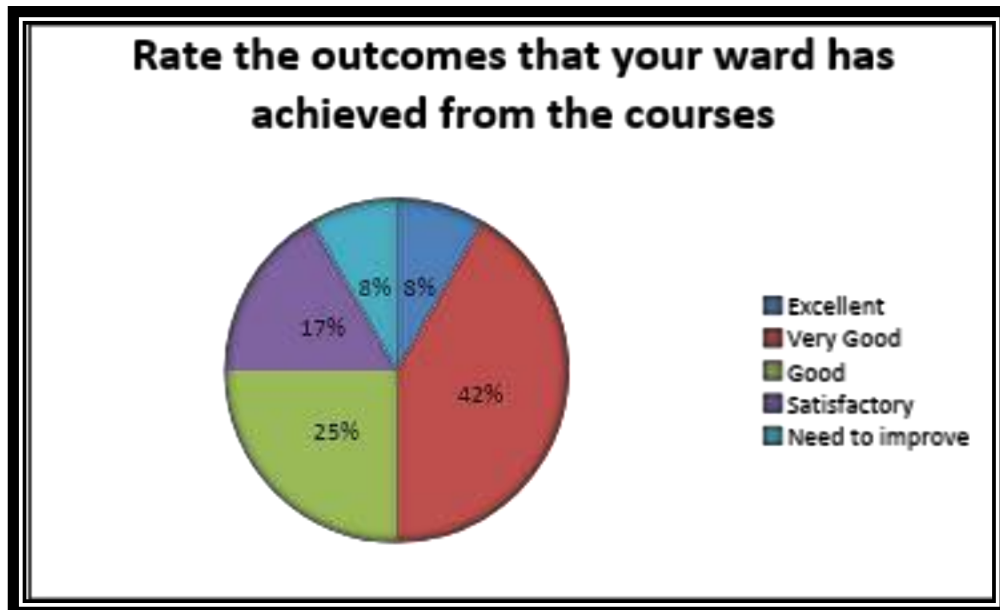
AFSN

3. How do you rate the quality of teaching?



Analysis: From the above analysis, the majority of the students (50%) rate the quality of teaching as Excellent. (33%) of students rate the very good, showing overall the quality and relevance of the courses are generally well received."

4. How do you rate the outcomes that your ward has achieved from the courses?

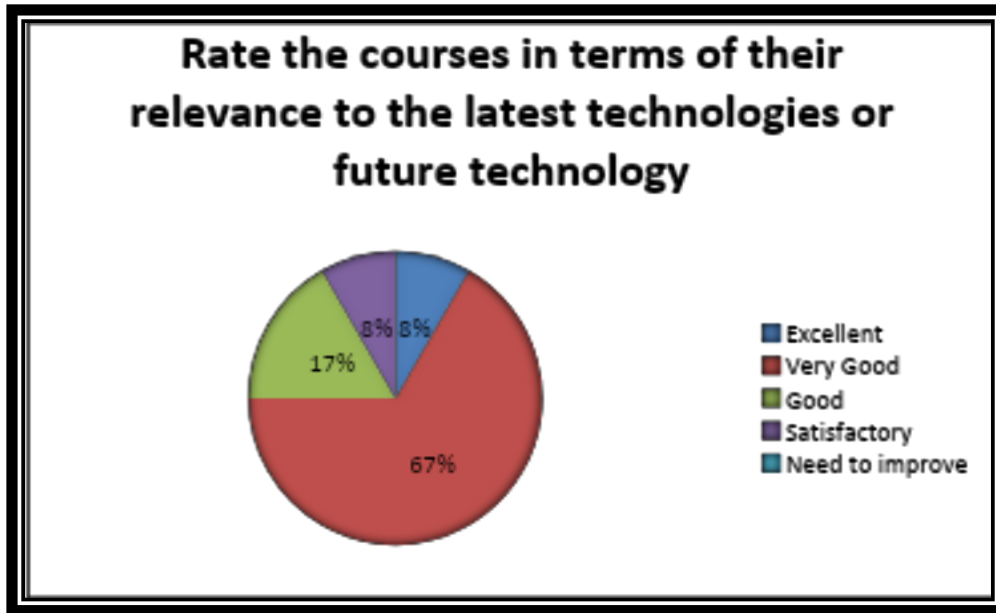


Analysis: From the above analysis, the majority of the students (42%) rate the outcomes achieved by their wards from the courses as "Very Good", while an additional 25% consider them "Good".

StudentFeedbackOnCurriculum2023-2024

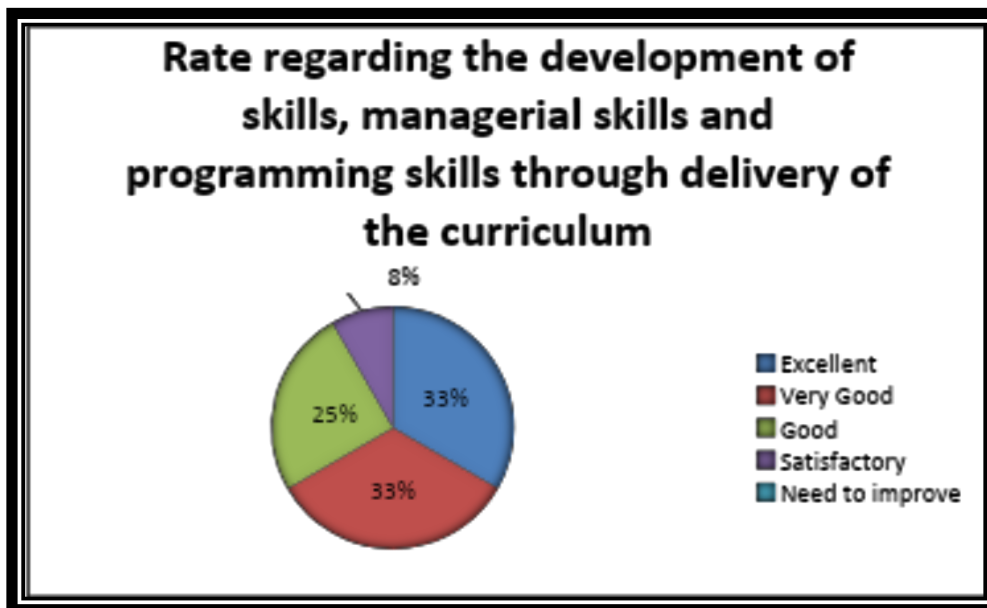
AFSN

5. How do you rate the courses in terms of their relevance to the latest technologies or future technology?



Analysis: From the above analysis, the majority of the students (67%) rate the courses as very good in terms of relevance to the latest technologies or future technologies, with 17% rating it as "Good".

6. How do you rate regarding the development of skills, managerial skills and programming skills through delivery of the curriculum?

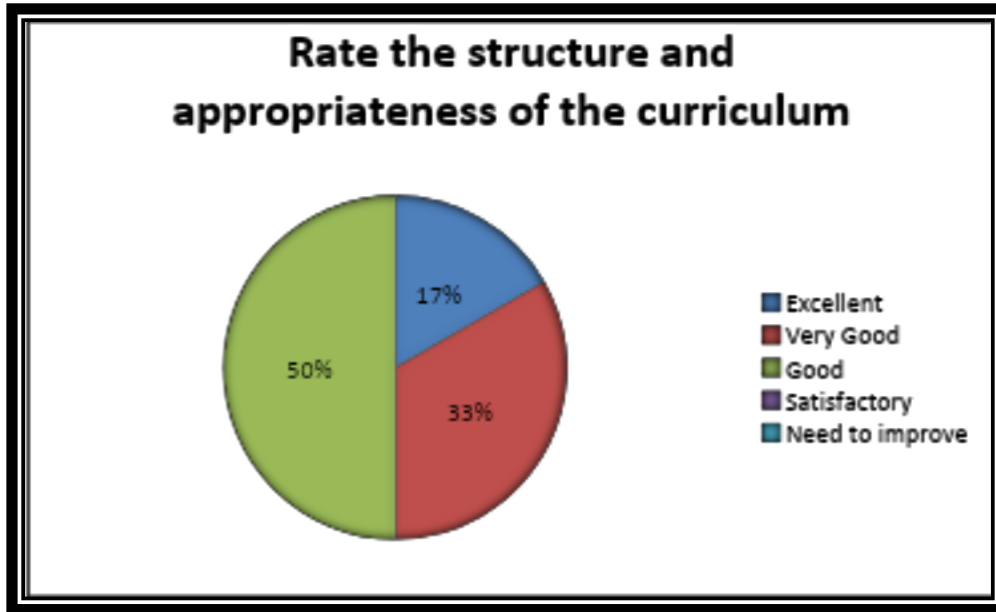


Student Feedback On Curriculum 2023-2024

AFSN

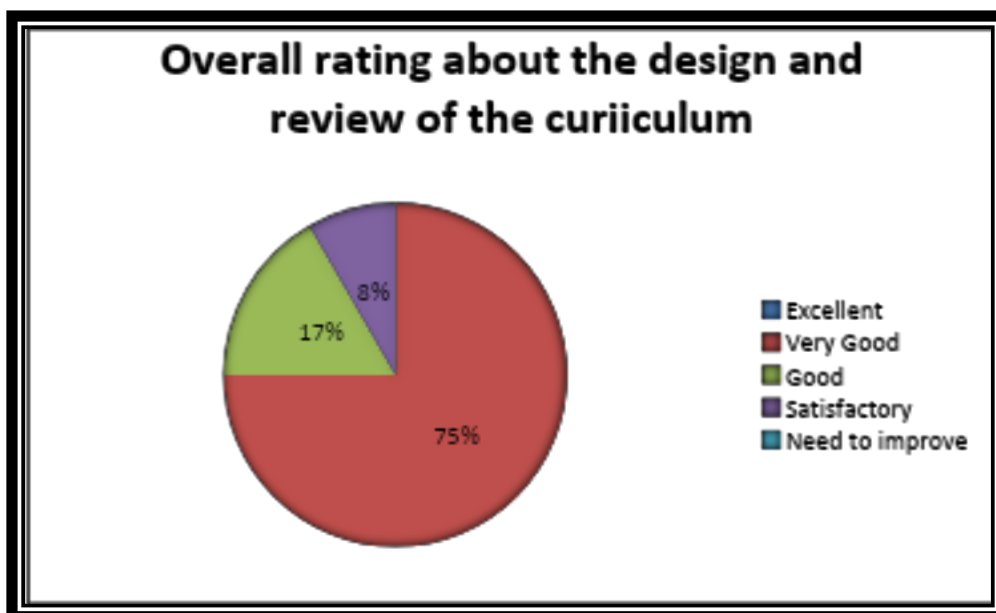
Analysis: From the above analysis the largest segment of respondents 34% rated the curriculum as "Excellent" with 33% rating it as "very Good".

7. How well the structure and appropriateness of the curriculum is?



Analysis: From the above analysis the largest segment of respondents 50% rated the curriculum as "Good." while a significant portion 33% rated "very good" and people find the curriculum to be well-structured and appropriate for their needs.

8. Your overall rating about the design and review of the curriculum.

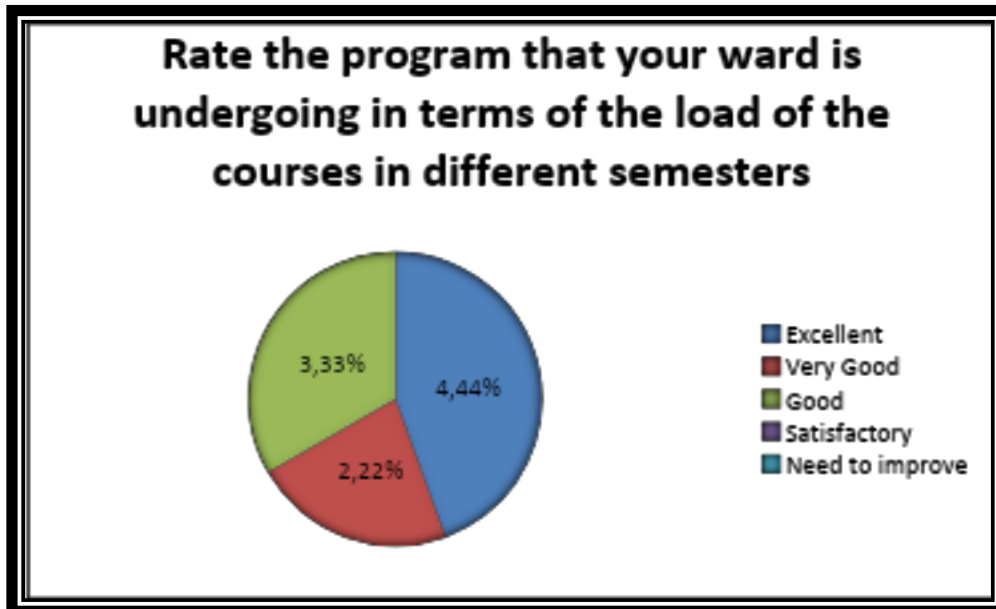


Analysis: From the above analysis the majority of the students (75%) rated the design and review of the curriculum as "Very Good," while a significant portion (17%) also rating it as "good".

StudentFeedbackOnCurriculum2023-2024

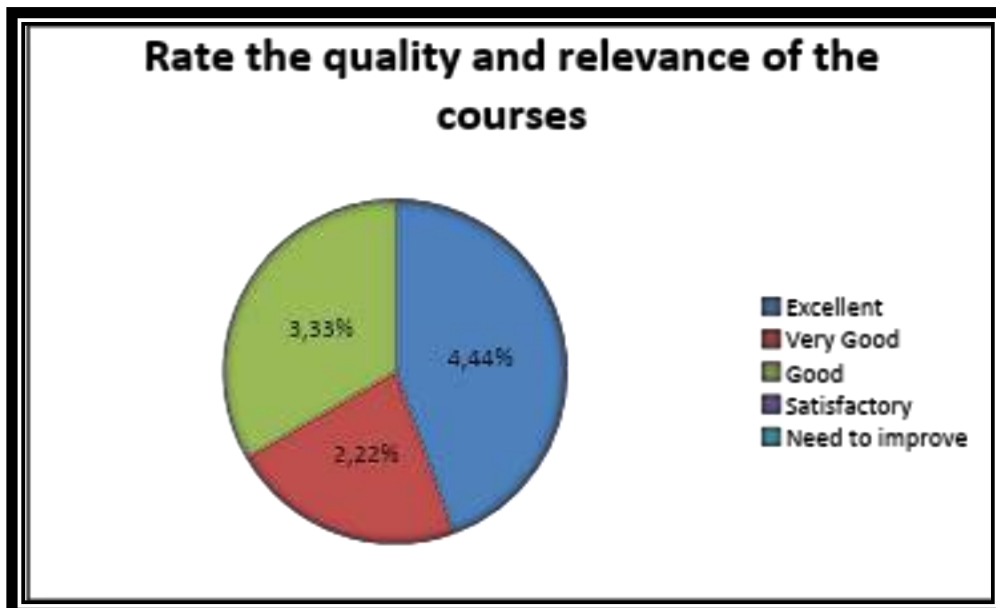
NFSN

1. How do you rate the program that your ward is undergoing in terms of the load of the courses in different semesters?



Analysis: From the above analysis, the majority of students (45%) rate the course load of the program as "Excellent", indicating a high level of satisfaction with the balance and distribution of courses across semesters. Additionally, 33% of students rate the course load as "Good", showing overall well-affectedness.

2. How do you rate the quality and relevance of the courses?

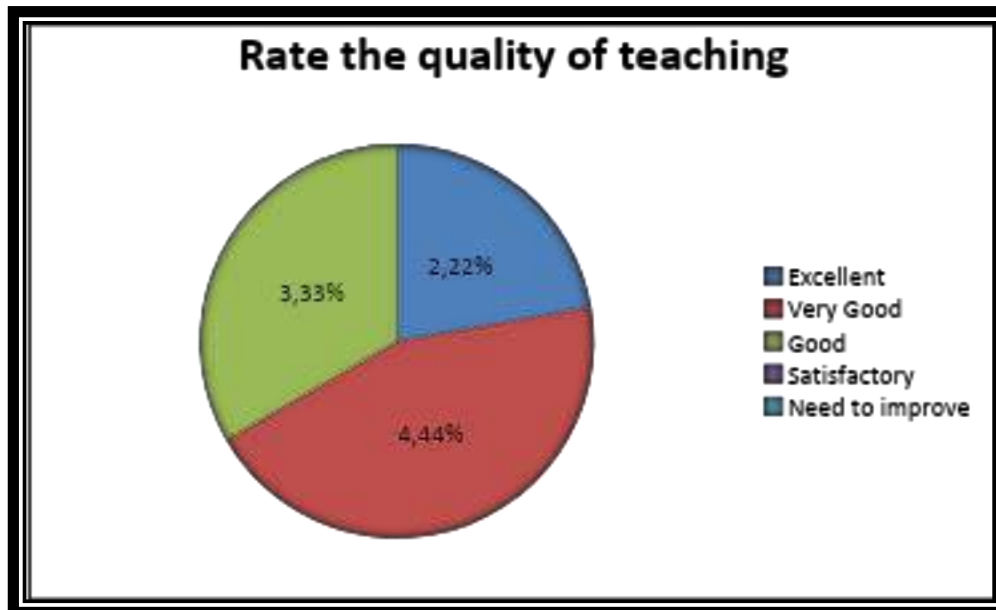


Analysis: From the above analysis, the majority of the students 45% rate the quality and relevance of the courses as Excellent, 33% of students rate the good, showing overall the quality and relevance of the courses are generally well received."

3. How do you rate the quality of teaching?

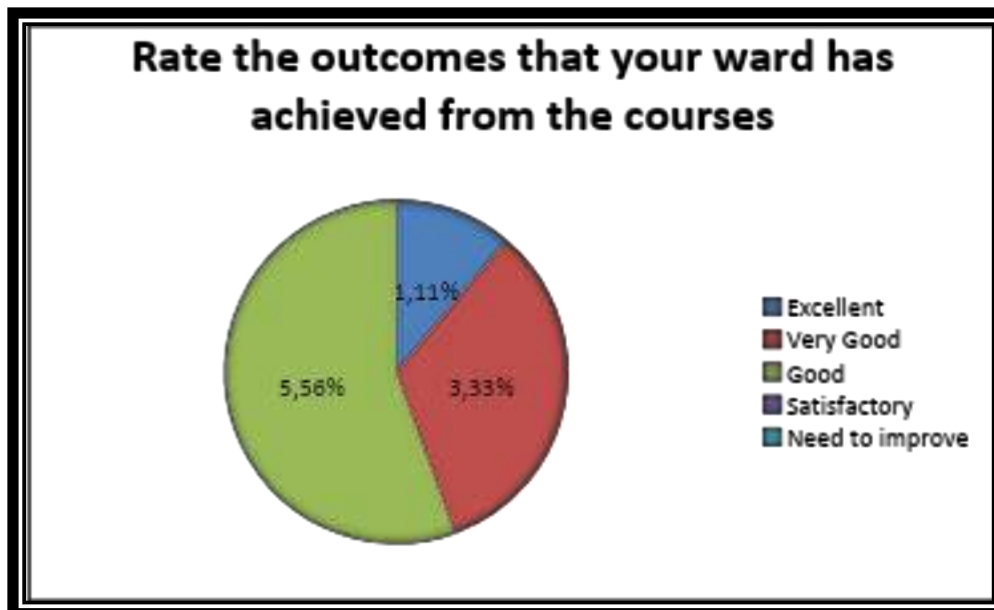
StudentFeedbackOnCurriculum2023-2024

NFSN



Analysis: From the above analysis, the majority of the students (45%) rate the quality of teaching as very good, and 33% rate for "good", indicating high satisfaction with the teaching effectiveness.

4. How do you rate the outcomes that your ward has achieved from the courses?

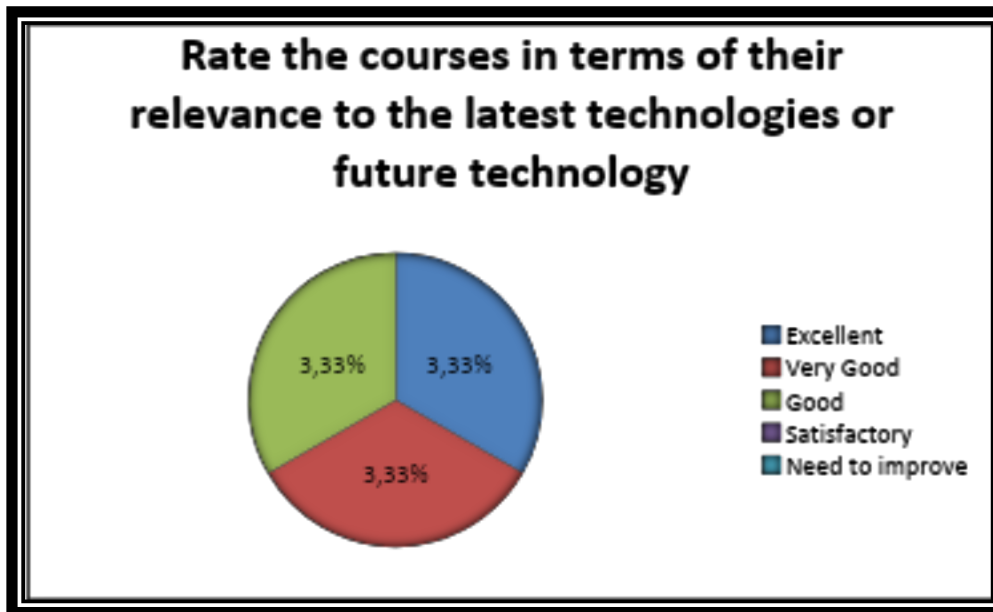


Analysis: From the above analysis, the majority of the students (56%) rate the outcomes achieved by their wards from the courses as "Good", while an additional 33% consider them "very good".

5. How do you rate the courses in terms of their relevance to the latest technologies or future technology?

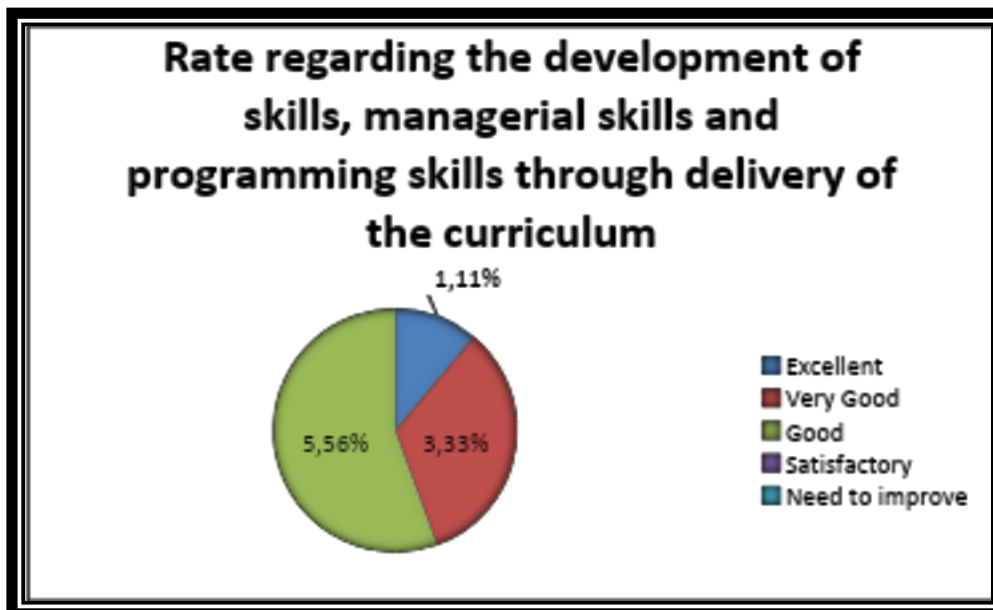
StudentFeedbackOnCurriculum2023-2024

NFSN



Analysis: From the above analysis, the majority of the students (34%) rate the courses as excellent in terms of relevance to the latest technologies or future technologies, with 33% rating for both "Good" and "very good".

6. How do you rate regarding the development of skills, managerial skills and programming skills through delivery of the curriculum?

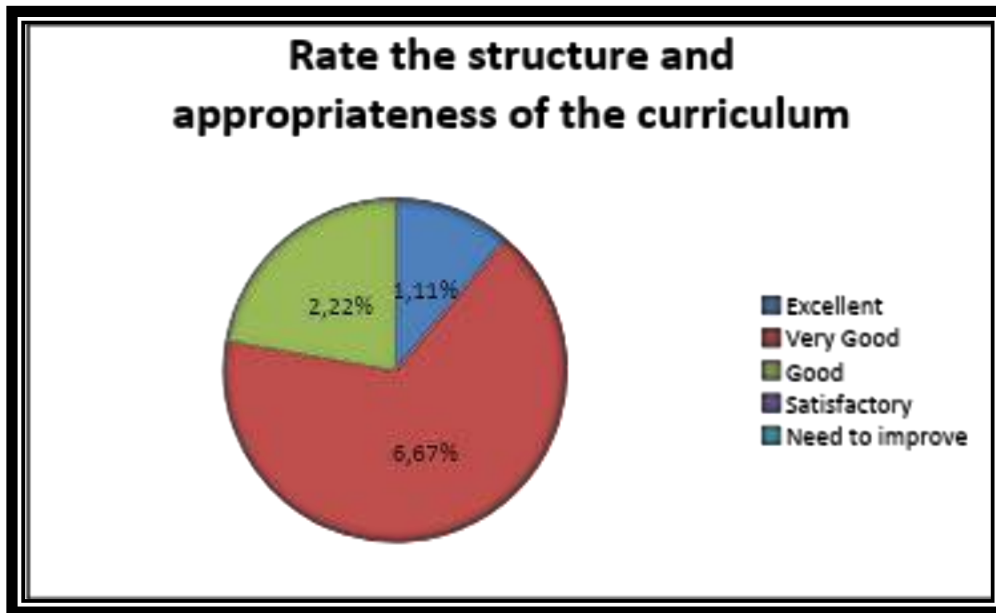


Analysis: From the above analysis, the majority of the students (56%) rating "good" with regarding the development of skills, managerial skills and programming skills through delivery of the curriculum help the students to meet professional goals, with 33% rating it as "very good".

7. How well the structure and appropriateness of the curriculum is?

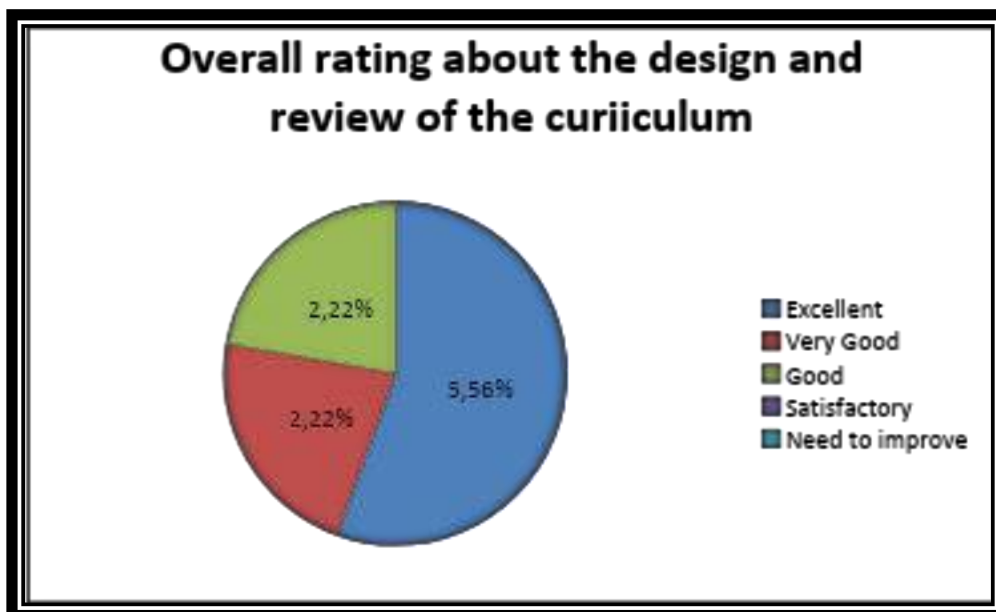
StudentFeedbackOnCurriculum2023-2024

NFSN



Analysis: From the above analysis the largest segment of respondents 67% rated the curriculum as "Very Good." while a significant portion 22% rating "good" and people find the curriculum to be well-structured and appropriate for their needs.

8. Your overall rating about the design and review of the curriculum.

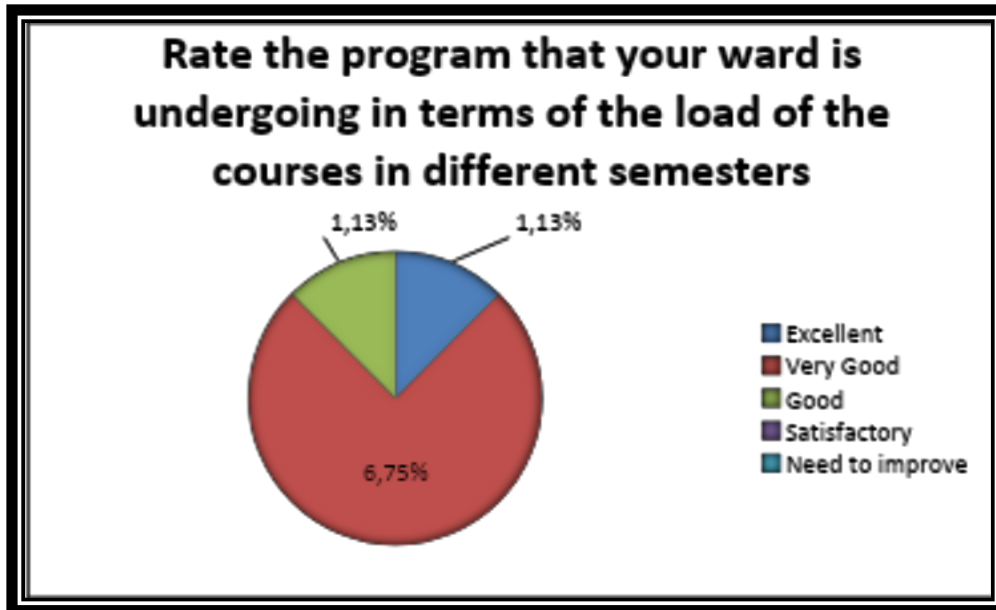


Analysis: From the above analysis the majority of the students (56%) rated the design and review of the curriculum as "excellent," while a significant portion (22%) also rating for both "good" and "very good".

StudentFeedbackOnCurriculum2023-2024

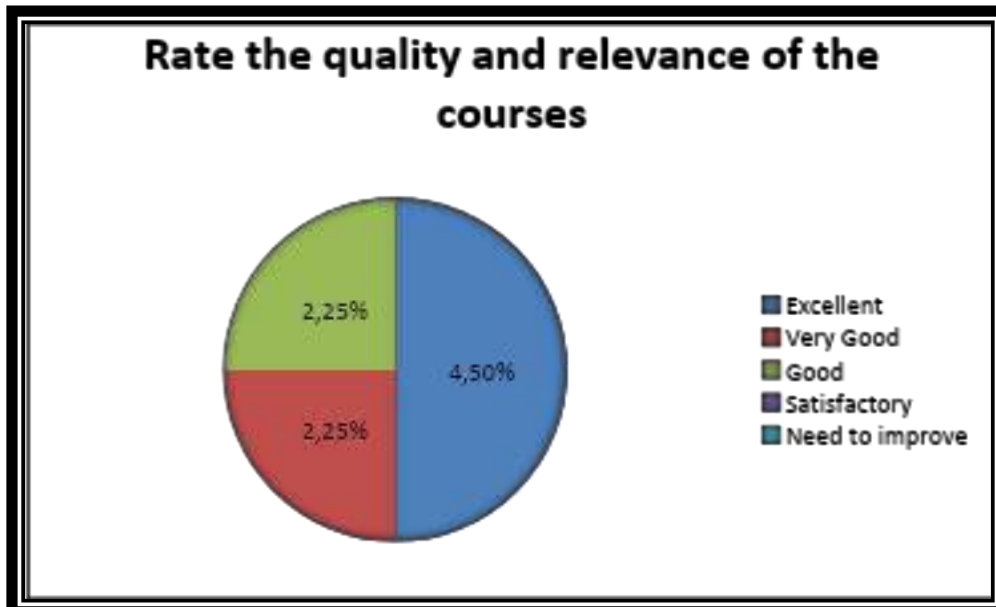
DFSN

1. How do you rate the program that your ward is undergoing in terms of the load of the courses in different semesters?



Analysis: From the above analysis, the majority of students (75%) rate the course load of the program as "very good", indicating a high level of satisfaction with the balance and distribution of courses across semesters. Additionally, 13% of students rate the course load as "Good", showing overall well-affectedness.

2. How do you rate the quality and relevance of the courses?

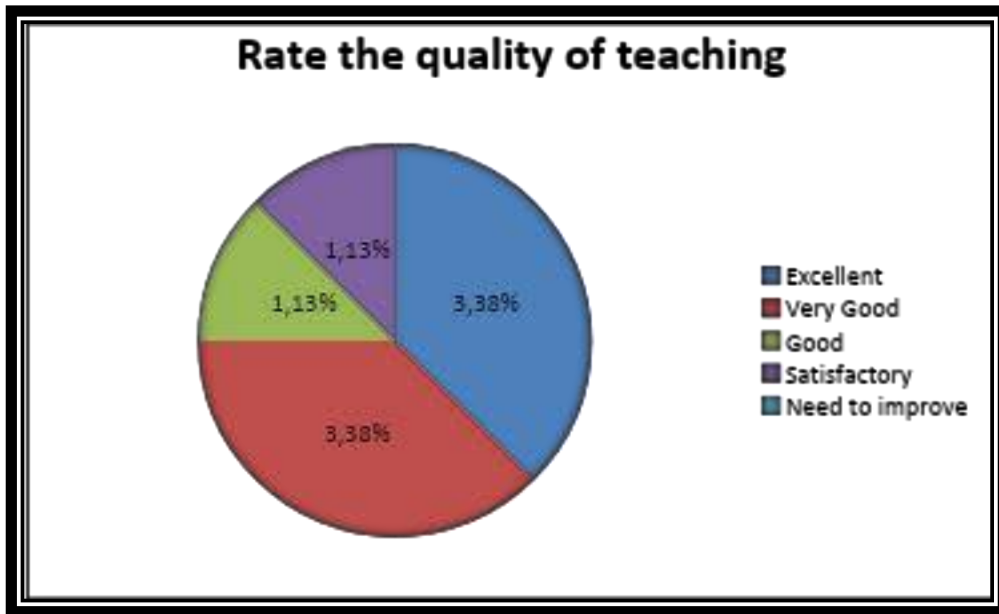


Analysis: From the above analysis, the majority of the students 50% rate the quality and relevance of the courses as Excellent, 25% for both students rated very good and good, showing overall the quality and relevance of the courses are generally well received."

3. How do you rate the quality of teaching?

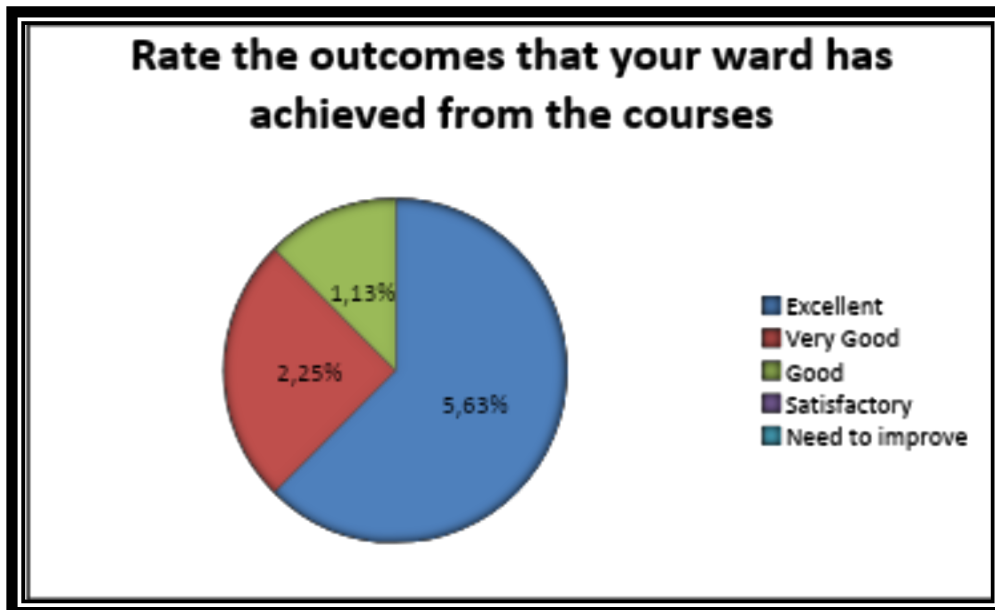
StudentFeedbackOnCurriculum2023-2024

DFSN



Analysis: From the above analysis the majority of the students 37% rate the quality of teaching as very good and excellent, and 13% rate for "good" and "satisfactory", indicating high satisfaction with the teaching effectiveness.

4. How do you rate the outcomes that your ward has achieved from the courses?

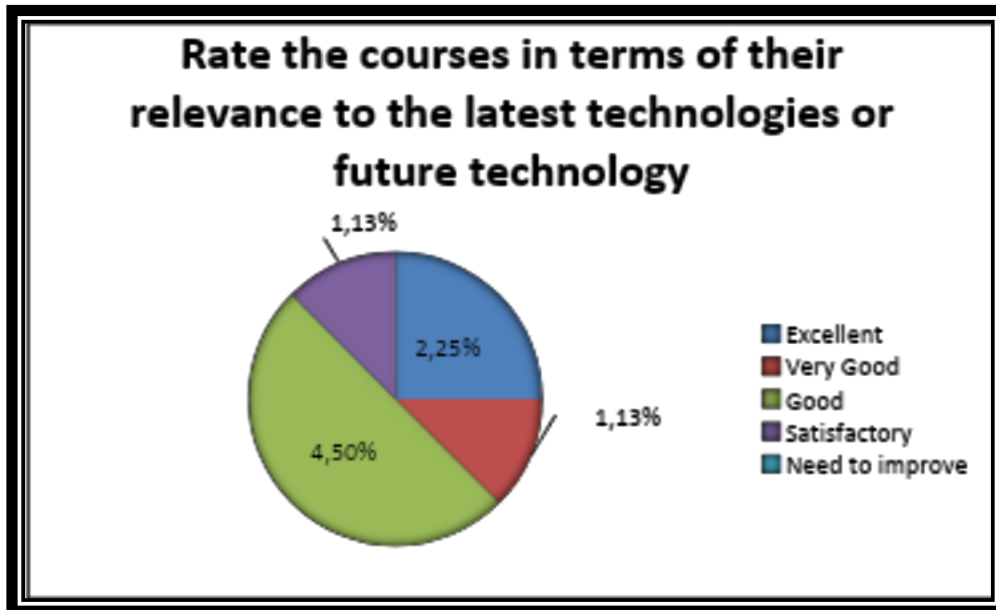


Analysis: From the above analysis the majority of the students (62%) rate the outcomes achieved by their wards from the courses as "excellent", while an additional 25% consider them "very good".

5. How do you rate the courses in terms of their relevance to the latest technologies or future technology?

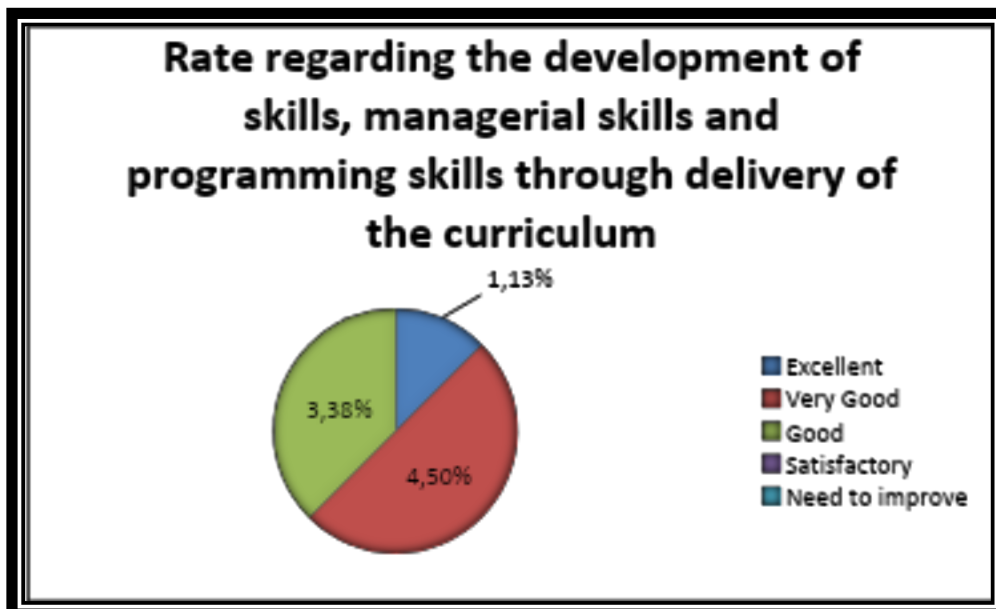
StudentFeedbackOnCurriculum2023-2024

DFSN



Analysis: From the above analysis, the majority of the students (50%) rate the courses as "good" in terms of relevance to the latest technologies or future technologies, with 25% rating for "Excellent".

6. How do you rate regarding the development of skills, managerial skills and programming skills through delivery of the curriculum?

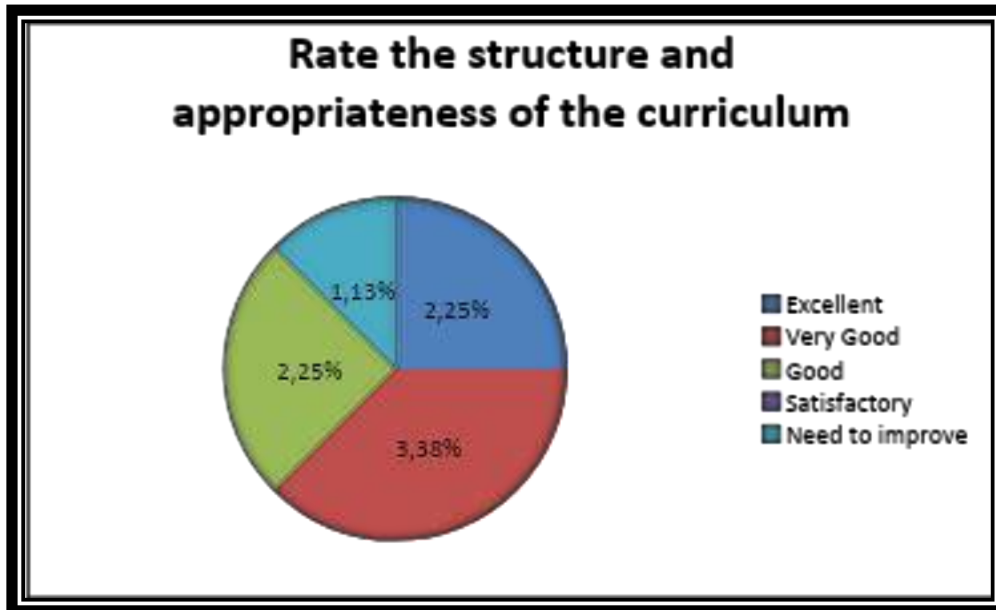


Analysis: From the above analysis, the majority of the students (50%) rating "very good" with regarding the development of skills, managerial skills and programming skills through delivery of the curriculum is help the student to meet professional goals, with 38% rating it as "good".

StudentFeedbackOnCurriculum2023-2024

DFSN

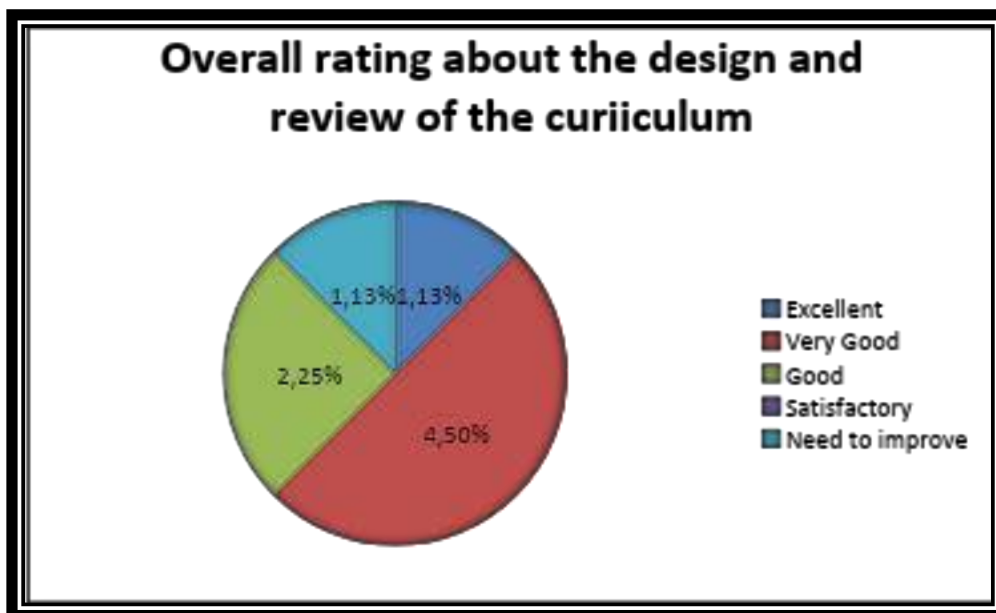
7. How well the structure and appropriateness of the curriculum is?



Analysis: From the above analysis

the largest segment of respondents 37% rated the curriculum as "Very Good." while a significant portion 25% rating "good" and "excellent" both, people find the curriculum to be well-structured and appropriate for their needs.

8. Your overall rating about the design and review of the curriculum.



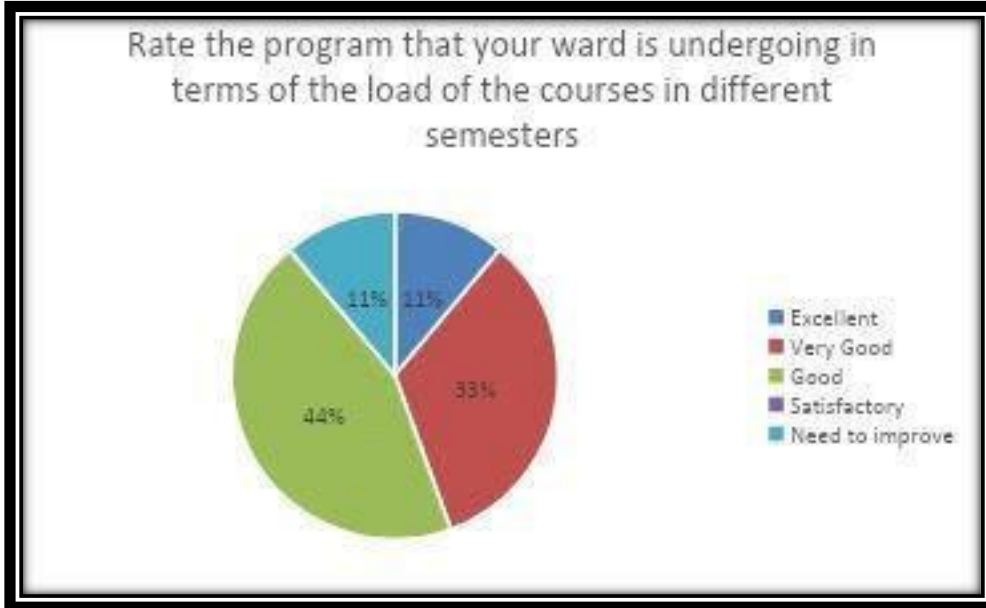
Analysis: From the above analysis the majority of the students

(50%) rated the design and review of the curriculum as "very good," while a significant portion (25%) also rating for "good".

StudentFeedbackOnCurriculum2023-2024

AFT

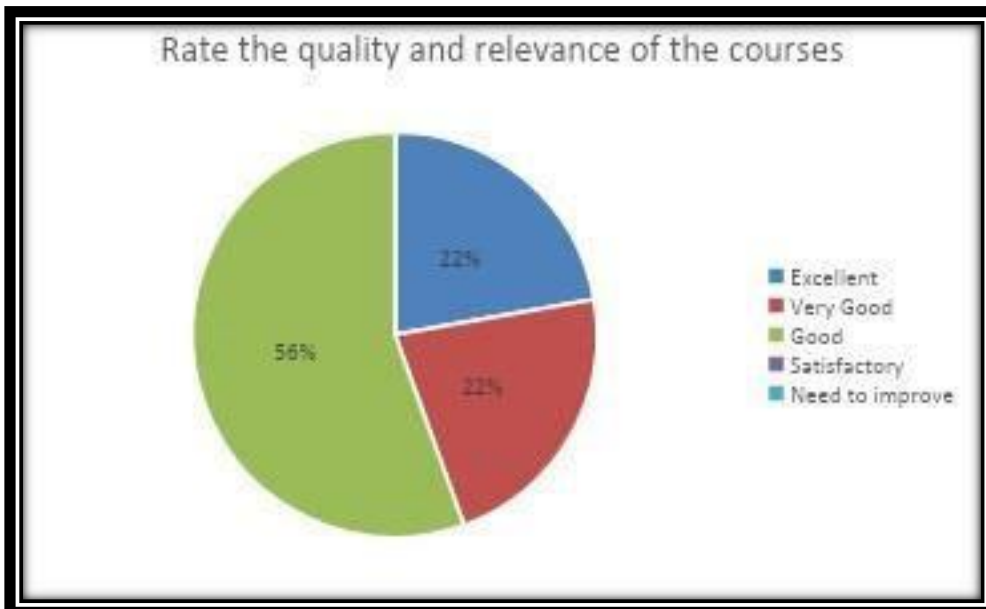
1. How do you rate the program that your ward is undergoing in terms of the load of the courses in different semesters?



Analysis: From the above analysis, the majority of students (45%) rate the course load of the program as "Good", indicating a high level of satisfaction with the balance and distribution of courses across semesters.

Additionally, 33% of students rate the course load as "Very good", showing overall well-affectedness.

2. How do you rate the quality and relevance of the courses?



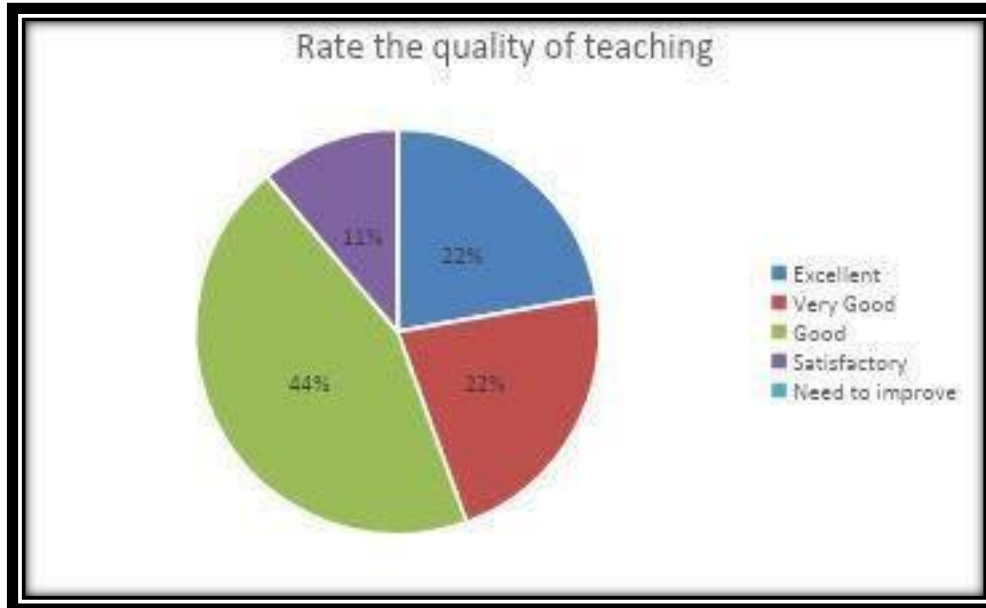
Analysis: From the above analysis, the majority of the students (56%) rate the quality and relevance of the courses as "Good". 22% of students rate the

StudentFeedbackOnCurriculum2023-2024

AFT

"Very good and Excellent", showing overall the quality and relevance of the courses are generally well received.

3. How do you rate the quality of teaching?



Analysis: From the above analysis, the majority of the students (45%) rate the quality of teaching as "Good", indicating high satisfaction with the teaching effectiveness.

4. How do you rate the outcomes that your ward has achieved from the courses?



Analysis:

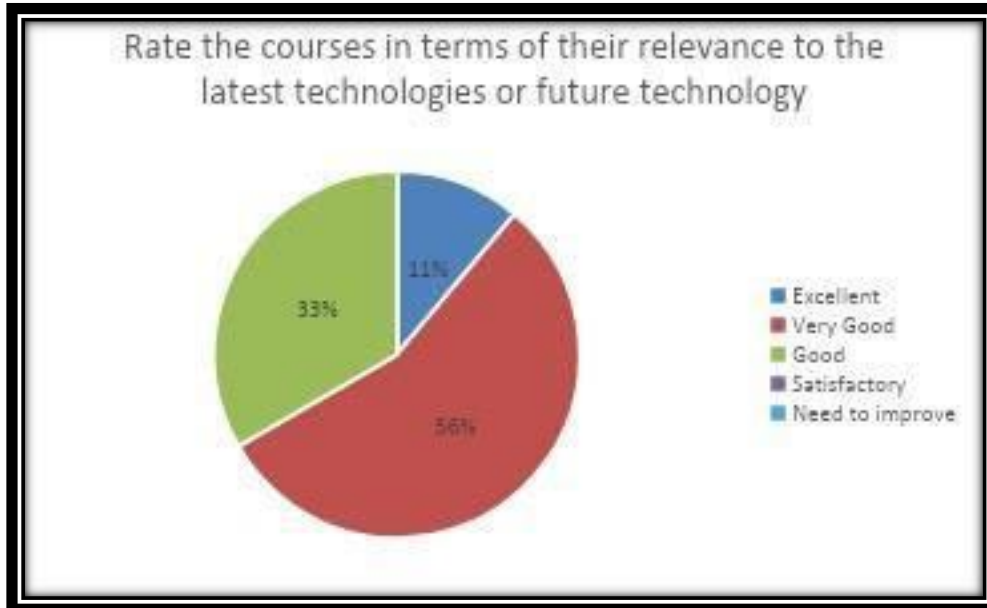
From the above analysis, the majority of the students (45%) rate the outcomes

Student Feedback On Curriculum 2023-2024

AFT

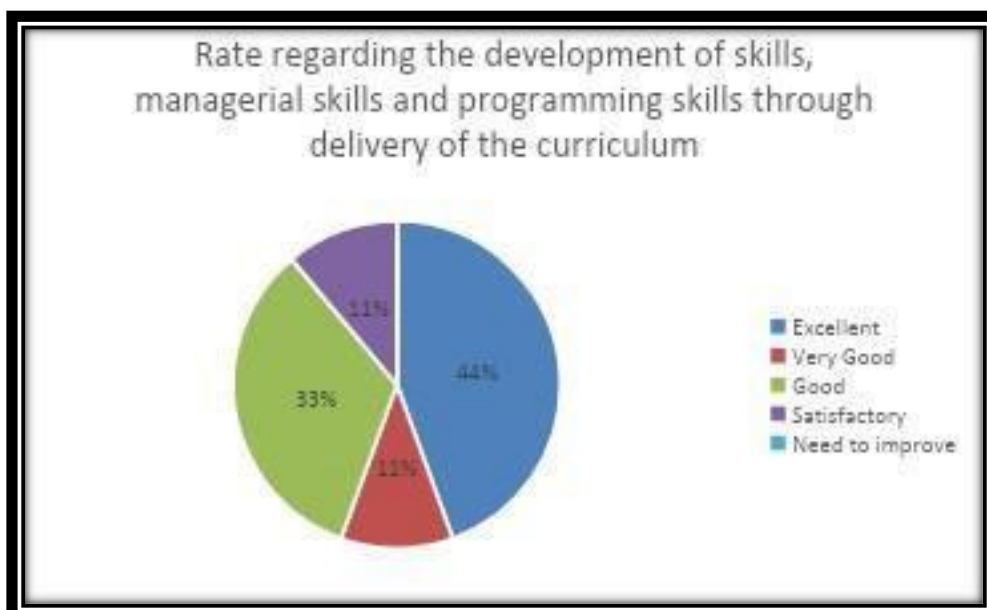
achieved by their wards from the courses as "Very Good", while an additional 22% consider them "Good and Satisfactory".

5. How do you rate the courses in terms of their relevance to the latest technologies or future technology?



Analysis: From the above analysis, the majority of the students (56%) rate the course as "very good" in terms of relevance to the latest technologies or future technologies, with 33% rating it as "Good".

6. How do you rate regarding the development of skills, managerial skills and programming skills through delivery of the curriculum?

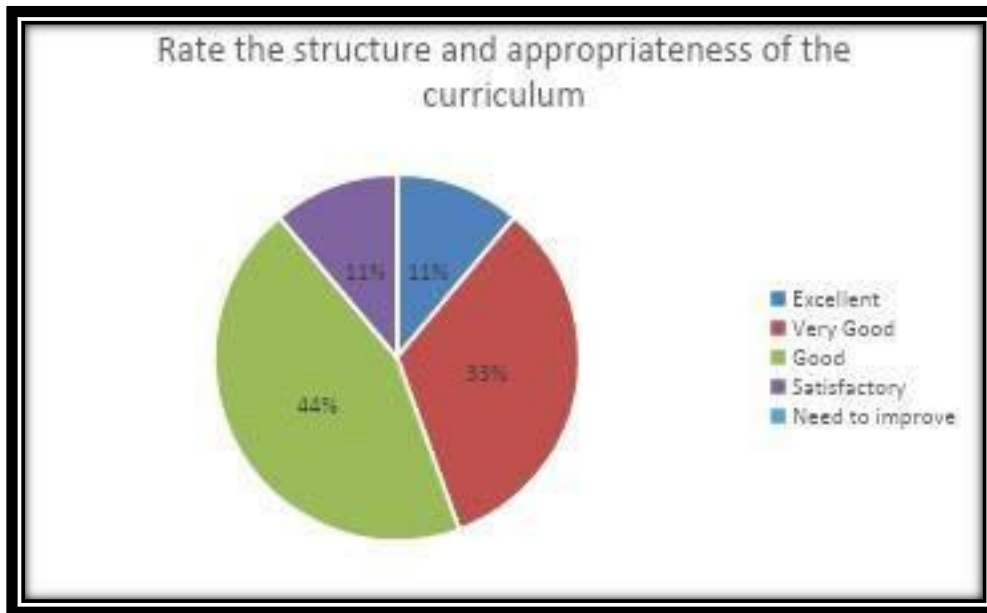


StudentFeedbackOnCurriculum2023-2024

AFT

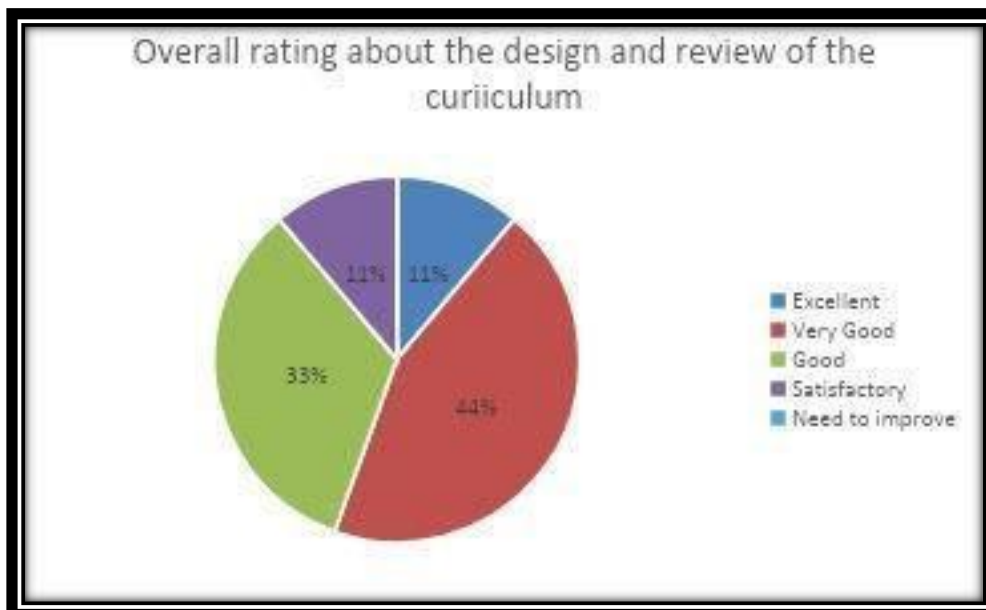
Analysis: From the above analysis, the majority of the students rate regarding the development of skills, managerial skills and programming skills through delivery of the curriculum is help the students to meet professional goals, with 45% rating it as "Excellent".

7. How well the structure and appropriateness of the curriculum is?



Analysis: From the above analysis, the largest segment of respondents 45% rated the curriculum as "Good", while a significant portion 33% of people find the curriculum to be well-structured and appropriate for their needs.

8. Your overall rating about the design and review of the curriculum.

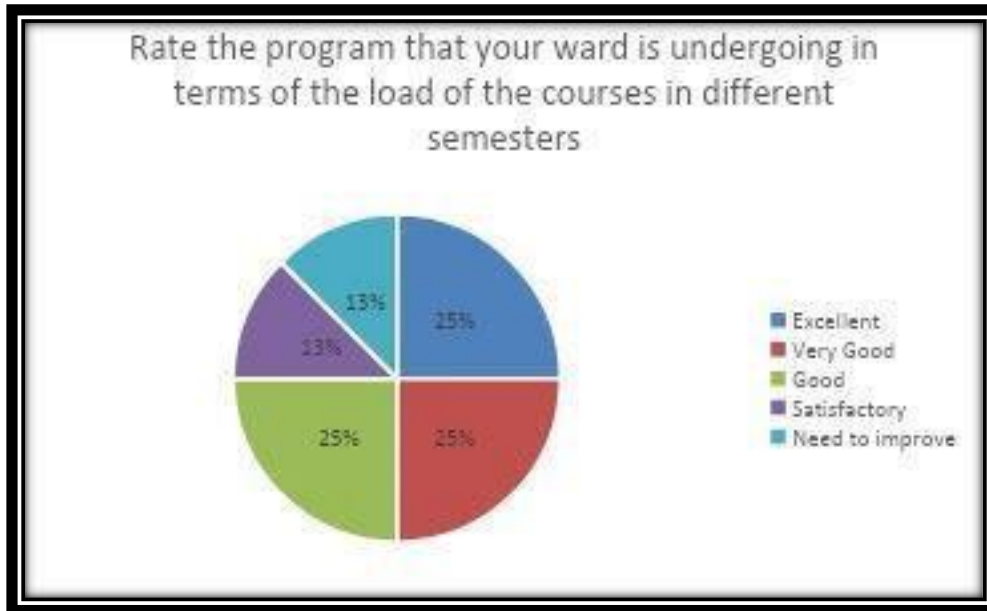


Analysis: From the above analysis, the majority of the students (45%) rated the design and review of the curriculum as "Very Good," while a significant portion (33%) also rating it as "Good".

StudentFeedbackOnCurriculum2023-2024

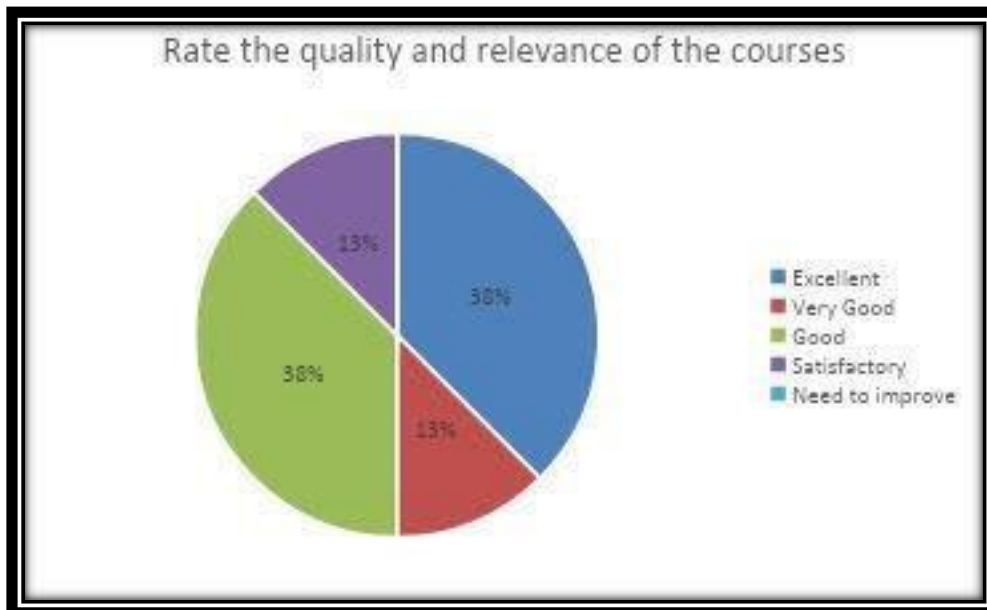
NFT

1. How do you rate the program that your ward is undergoing in terms of the load of the courses in different semesters?



Analysis: From the above analysis, the majority of students (25%) rate the course load of the program as "Excellent, Very Good and Good", indicating a high level of satisfaction with the balance and distribution of courses across semesters. Additionally, 12% of students rate the course load as "Satisfactory", showing overall well-affectedness.

2. How do you rate the quality and relevance of the courses?



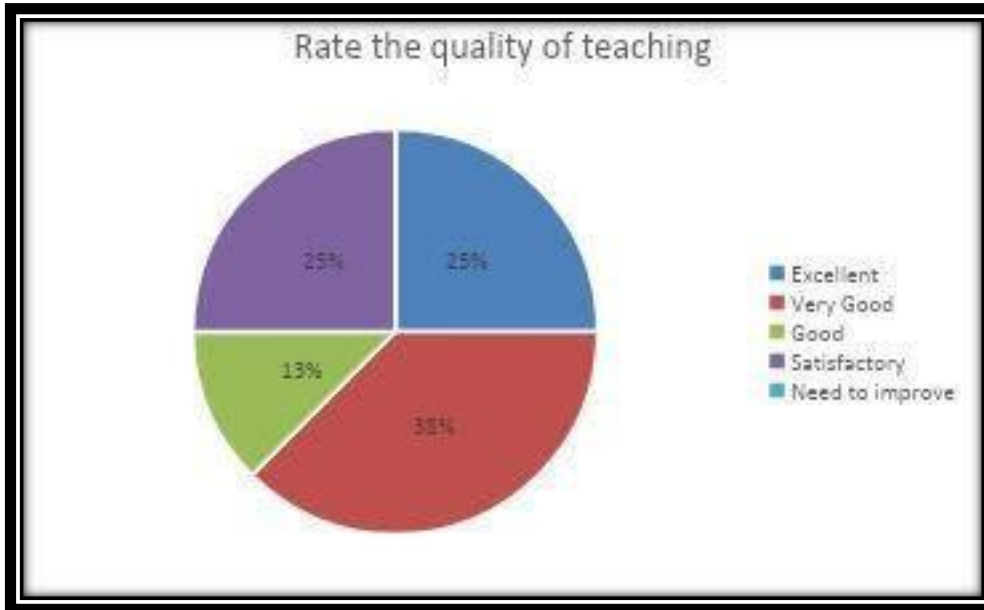
Analysis: From the above analysis, the majority of the students (38%) rate the quality and relevance of the courses as "Good" (37%) of students rate the

Student Feedback On Curriculum 2023-2024

NFT

"Excellent", showing overall the quality and relevance of the courses are generally well received.

3. How do you rate the quality of teaching?



Analysis: From the above analysis, the majority of the students (37%) rate the quality of teaching as "Very Good", indicating high satisfaction with the teaching effectiveness.

4. How do you rate the outcomes that your ward has achieved from the courses?

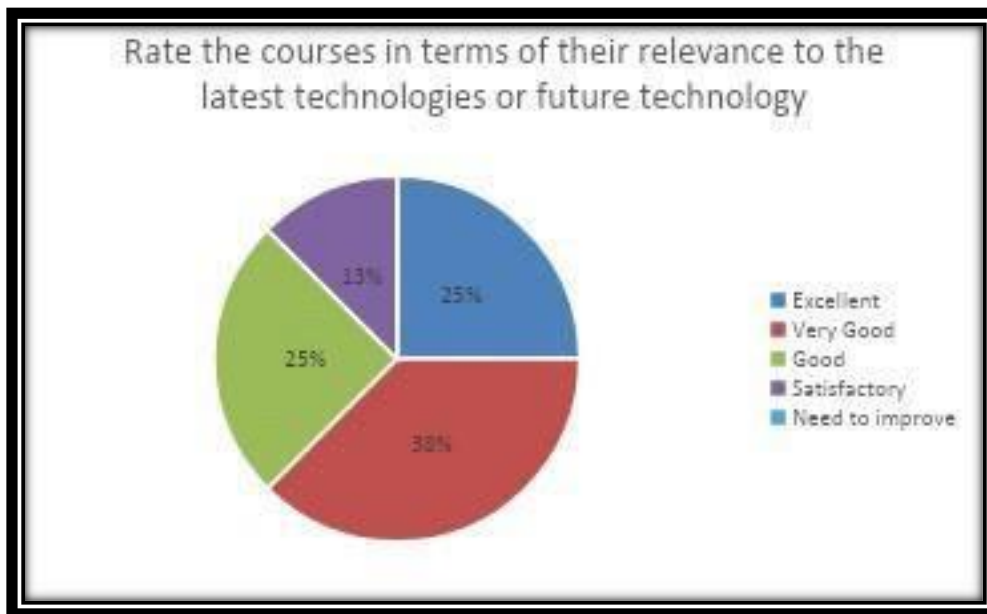


Student Feedback On Curriculum 2023-2024

NFT

Analysis: From the above analysis, the majority of the students (37%) rate the outcomes achieved by their wards from the courses as "Very Good", while an additional 25% consider them "Excellent".

5. How do you rate the courses in terms of their relevance to the latest technologies or future technology?

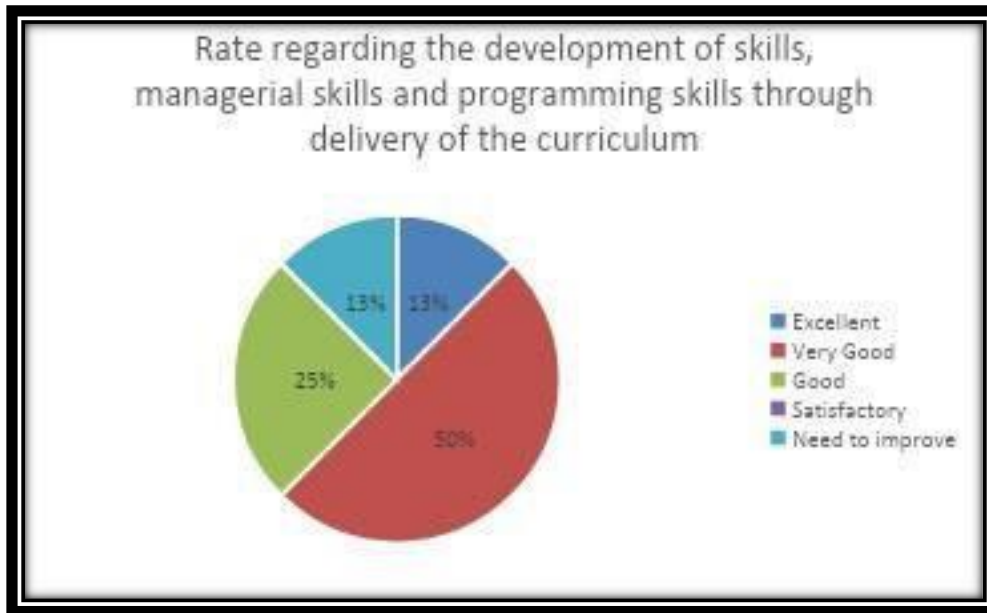


Analysis: From the above analysis, the majority of the students (37%) rate the courses as "very good" in terms of relevance to the latest technologies or future technologies, with 25% rating it as "Good and Excellent".

6. How do you rate regarding the development of skills, managerial skills and programmings skill through delivery of the curriculum?

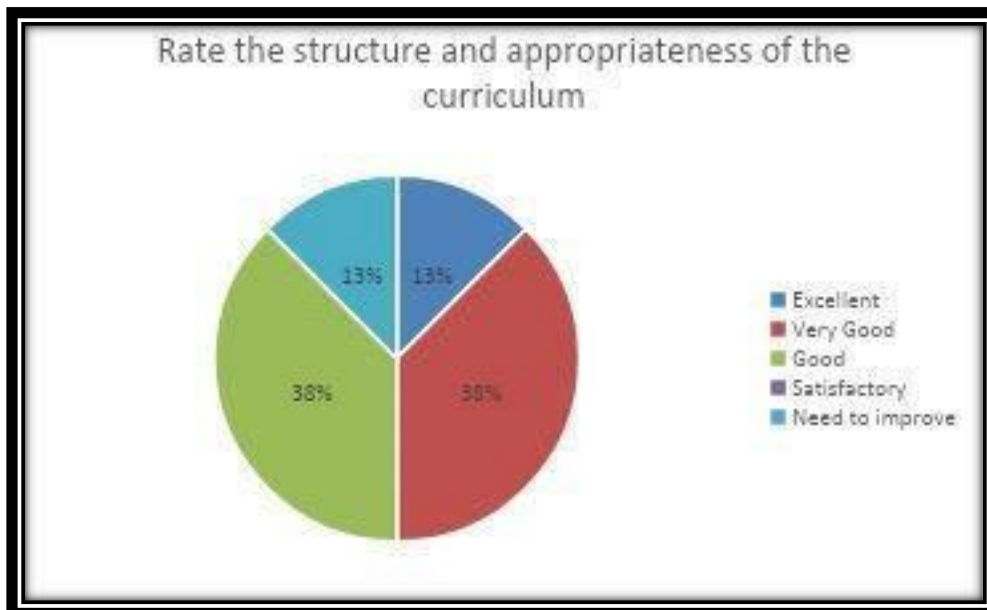
Student Feedback On Curriculum 2023-2024

NFT



Analysis: From the above analysis, the majority of the students rate regarding the development of skills, managerial skills and programming skills through delivery of the curriculum is help the students to meet professional goals, with 50% rating it as "Very Good".

7. How well the structure and appropriateness of the curriculum is?

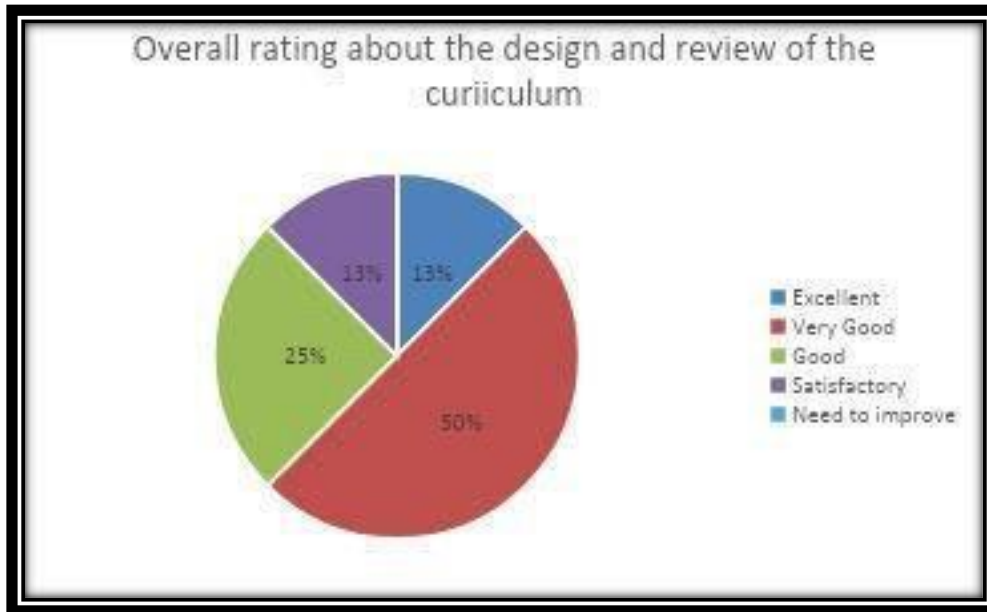


Analysis: From the above analysis, the largest segment of respondents 38% rated the curriculum as "Good." while a significant portion 37% of people find the curriculum to be well-structured and appropriate for their needs.

8. Your overall rating about the design and review of the curriculum.

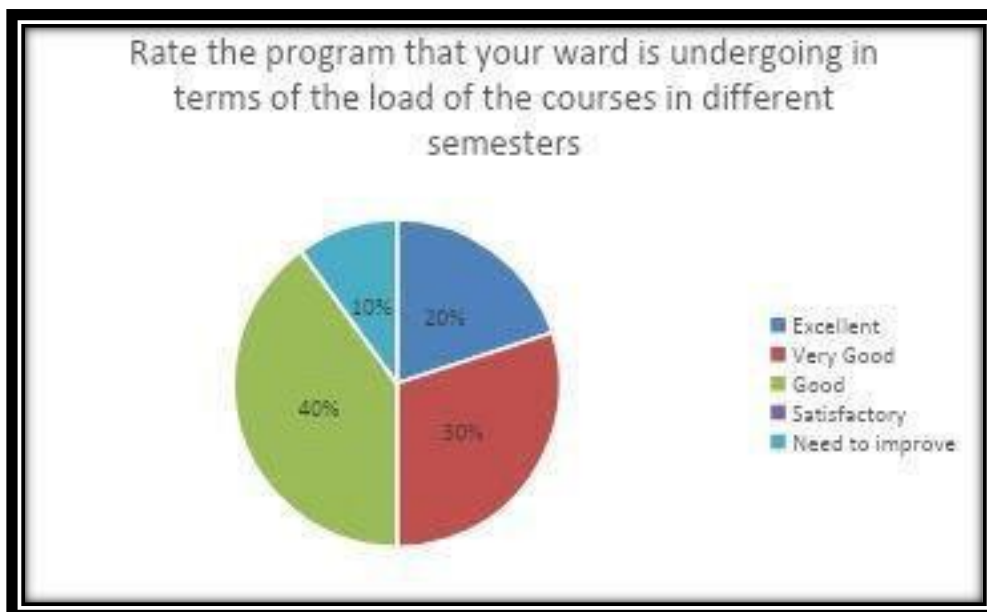
StudentFeedbackOnCurriculum2023-2024

DFT



Analysis: From the above analysis, the majority of the students (50%) rated the design and review of the curriculum as "Very Good," while a significant portion (25%) also rating it as "good".

1. How do you rate the program that your ward is undergoing in terms of the load of the courses in different semesters?

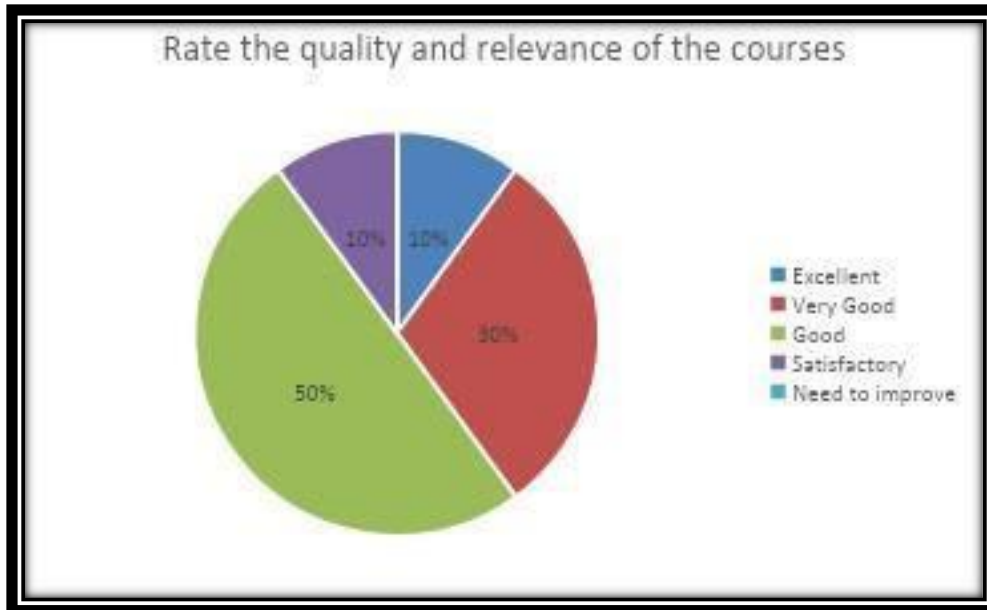


Analysis: From the above analysis, the majority of students (40%) rate the course load of the program as "Good", indicating a high level of satisfaction with the balance and distribution of courses across semesters. Additionally, 30% of students rate the course load as "Very good", showing overall well-affectedness.

2. How do you rate the quality and relevance of the courses?

Student Feedback On Curriculum 2023-2024

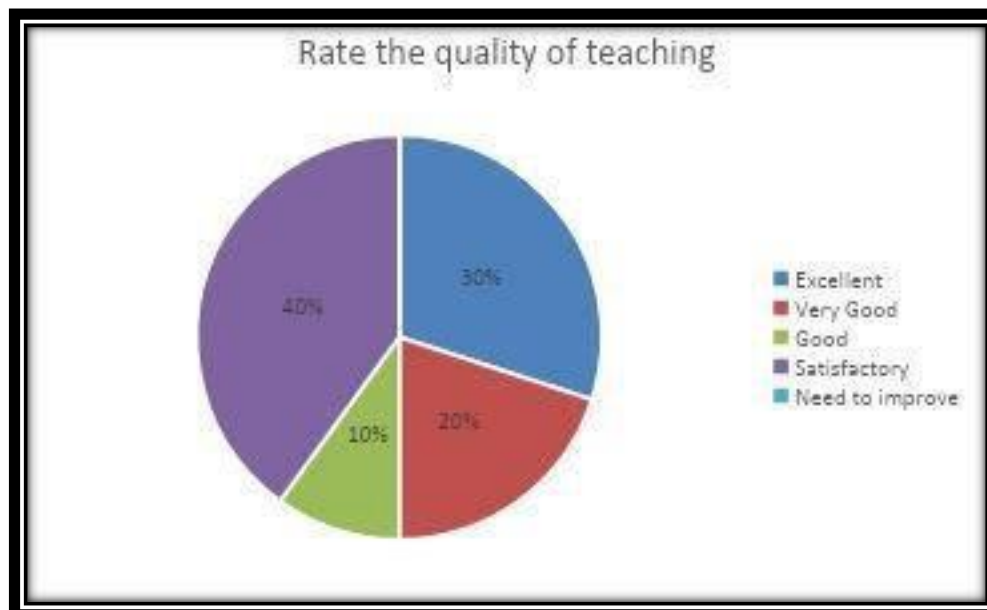
DFT



Analysis: From the above analysis the majority of the students 50% rate the quality and relevance of the courses as "Good" 30% of students rate the

"very good", showing overall the quality and relevance of the courses are generally well received.

3. How do you rate the quality of teaching?



Analysis: From the above analysis the majority of the students 40% rate the quality of teaching as "Satisfactory", indicating high satisfaction with the teaching effectiveness.

4. How do you rate the outcomes that your ward has achieved from the courses?

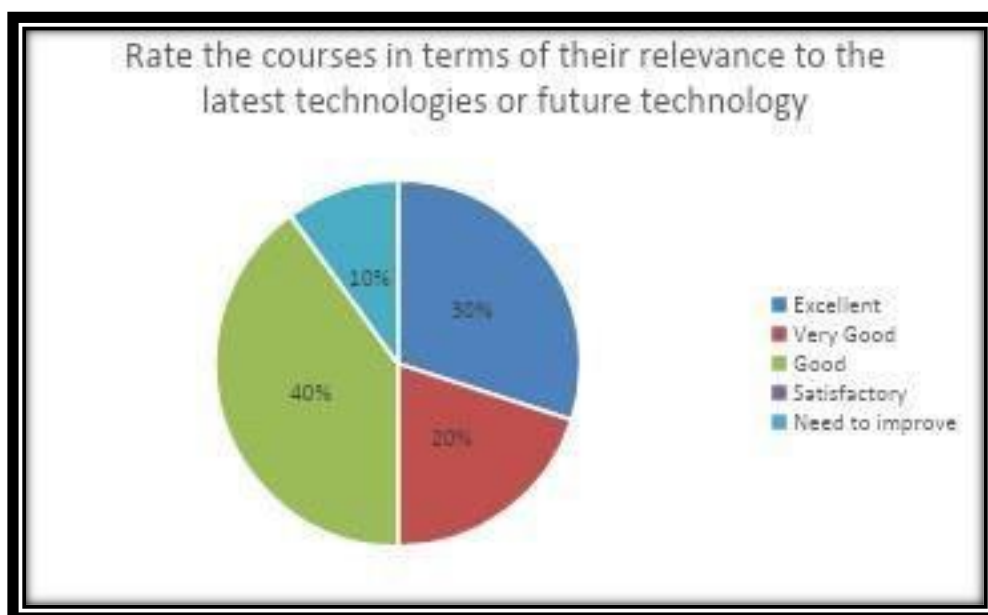
Student Feedback On Curriculum 2023-2024

DFT



Analysis: From the above analysis, the majority of the students (50%) rate the outcomes achieved by their wards from the courses as "Good", while an additional 30% consider them "Excellent".

5. How do you rate the courses in terms of their relevance to the latest technologies or future technology?

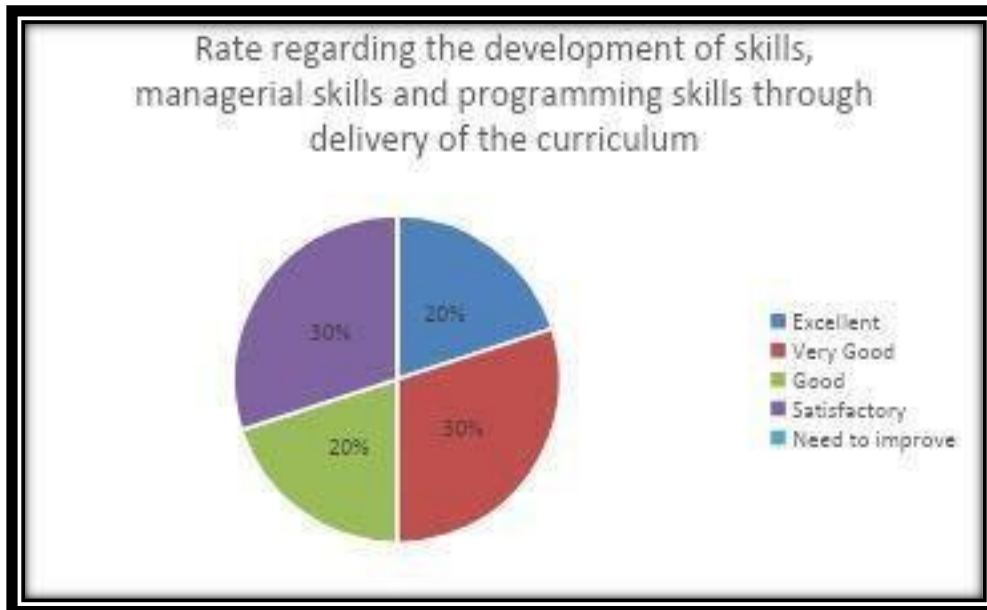


Analysis: From the above analysis, the majority of the students (40%) rate the courses as "good" in terms of relevance to the latest technologies or future technologies, with 30% rating it as "Excellent".

6. How do you rate regarding the development of skills, managerial skills and programming skills through delivery of the curriculum?

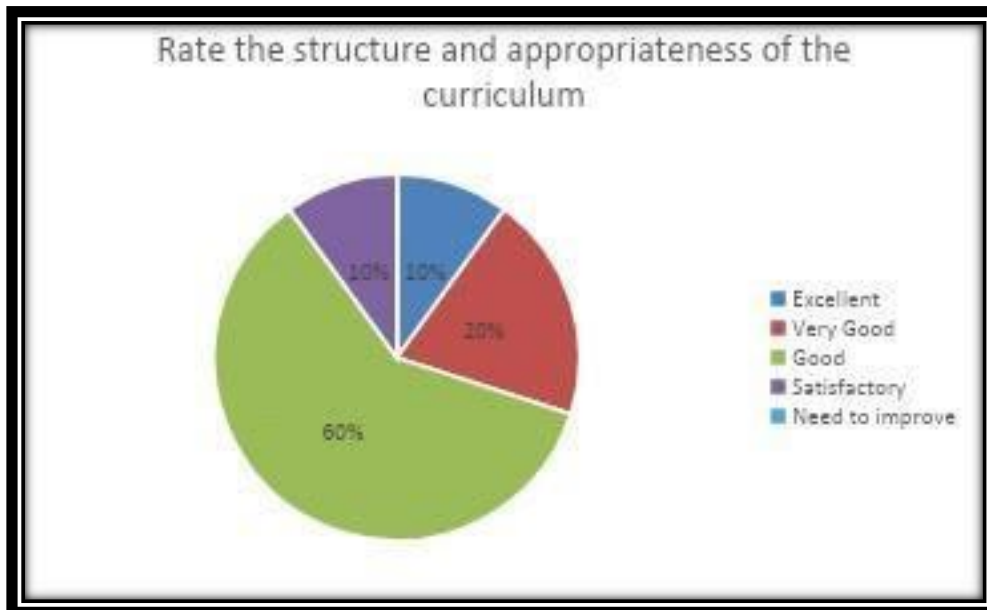
Student Feedback On Curriculum 2023-2024

DFT



Analysis: From the above analysis, the majority of the students rate regarding the development of skills, managerial skills and programming skills through delivery of the curriculum is help the students to meet professional goals, with 30% rating it as "Very Good and Satisfactory".

7. How well the structure and appropriateness of the curriculum is?

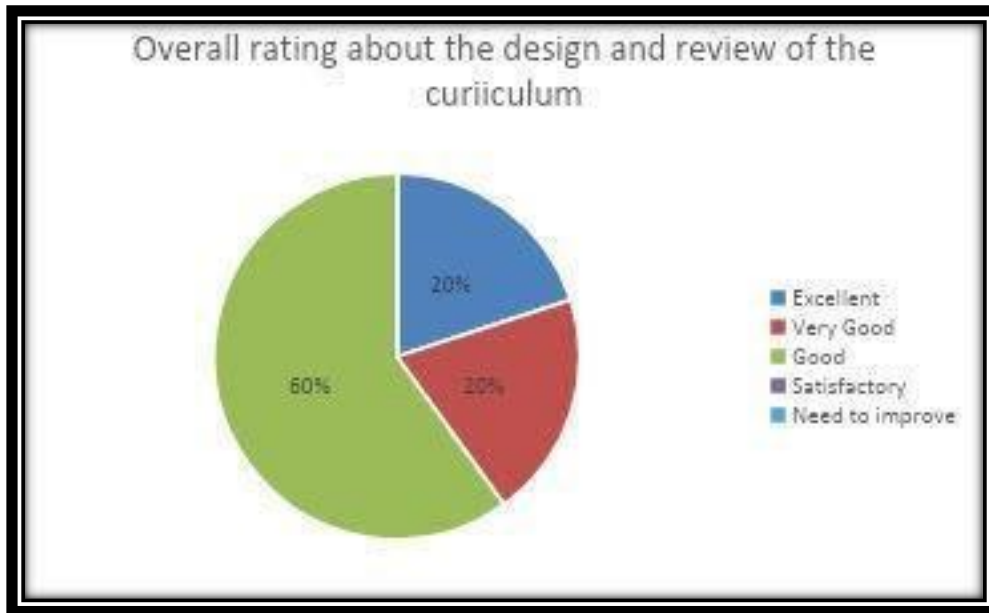


Analysis: From the above analysis, the largest segment of respondents 60% rated the curriculum as "Good." while a significant portion 20% of people find the curriculum to be well-structured and appropriate for their needs.

8. Your overall rating about the design and review of the curriculum.

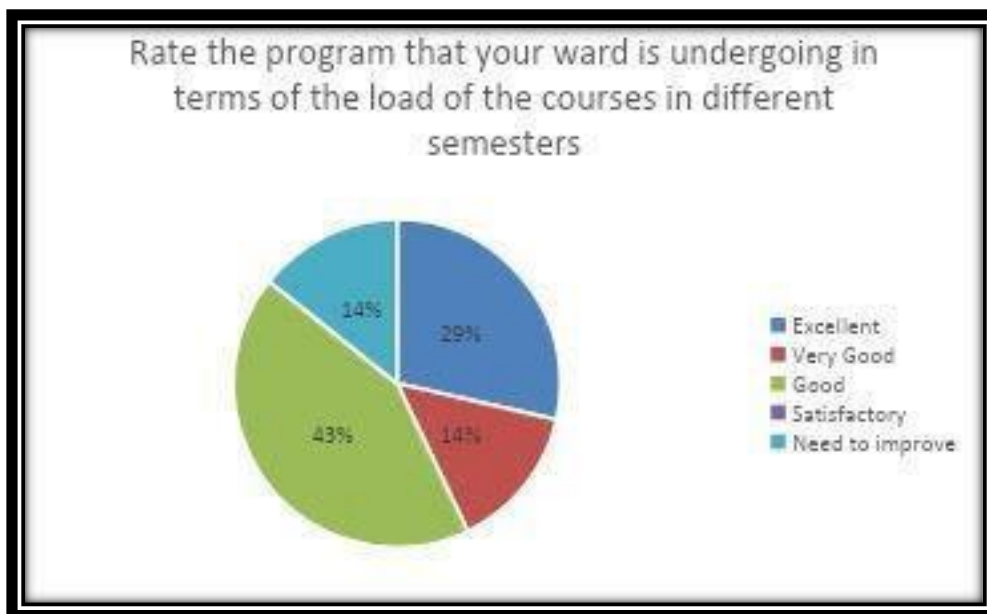
Student Feedback On Curriculum 2023-2024

AMC



Analysis: From the above analysis, the majority of the students (60%) rated the design and review of the curriculum as "Good," while a significant portion (20%) also rating it as "Excellent and very good".

1. How do you rate the program that your ward is undergoing in terms of the load of the courses in different semesters?



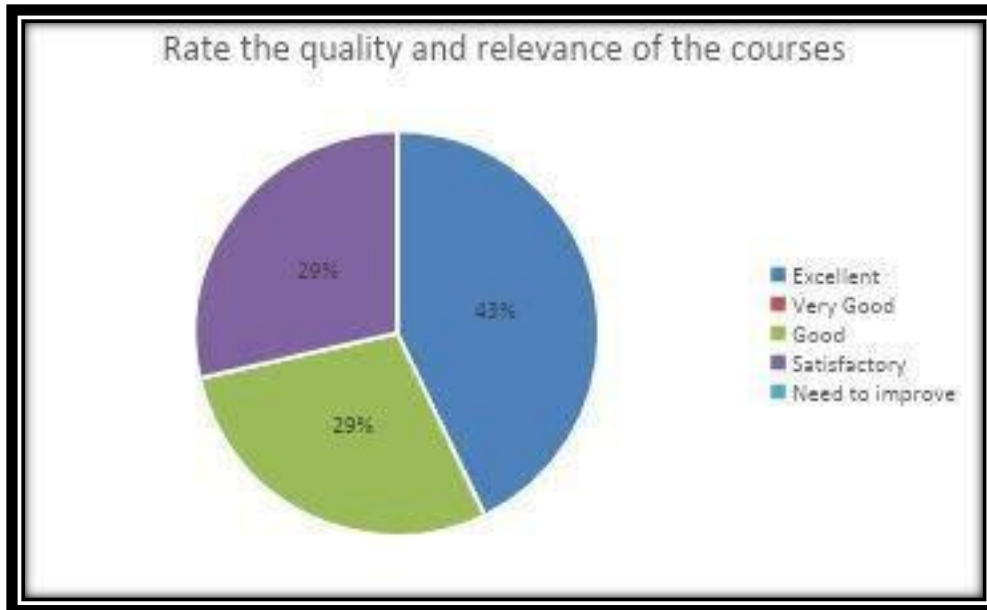
Analysis: From the above analysis, the majority of students (43%) rate the course load of the program as "Good", indicating a high level of satisfaction with the balance and distribution of courses across semesters.

Additionally, 29% of students rate the course load as "Excellent", showing overall well-affectedness.

2. How do you rate the quality and relevance of the courses?

Student Feedback On Curriculum 2023-2024

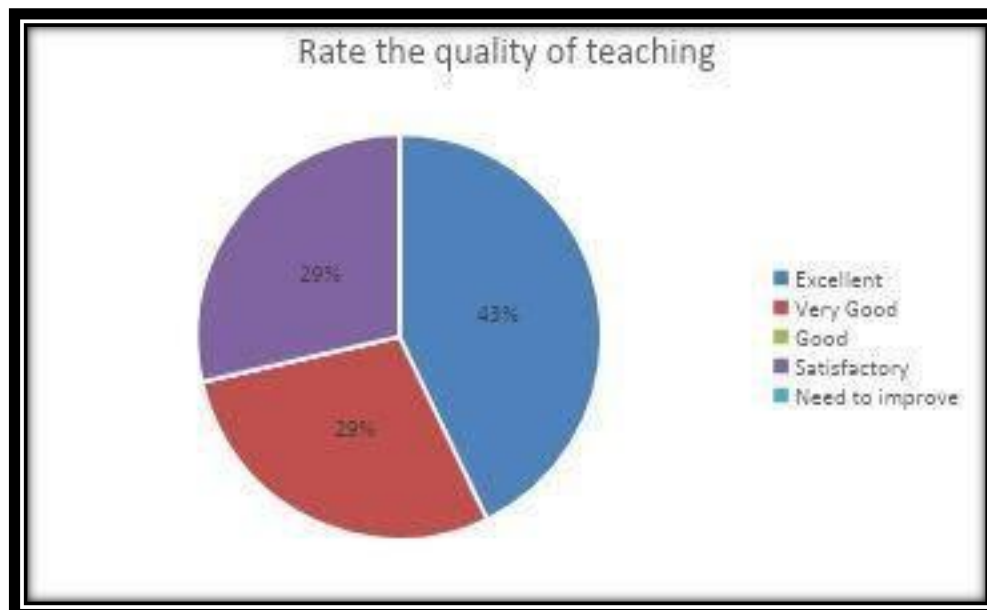
AMC



Analysis: From the above analysis, the majority of the students 43% rate the quality and relevance of the courses as "Excellent", 29% of students rate the

"Satisfactory", showing overall the quality and relevance of the courses are generally well received.

3. How do you rate the quality of teaching?

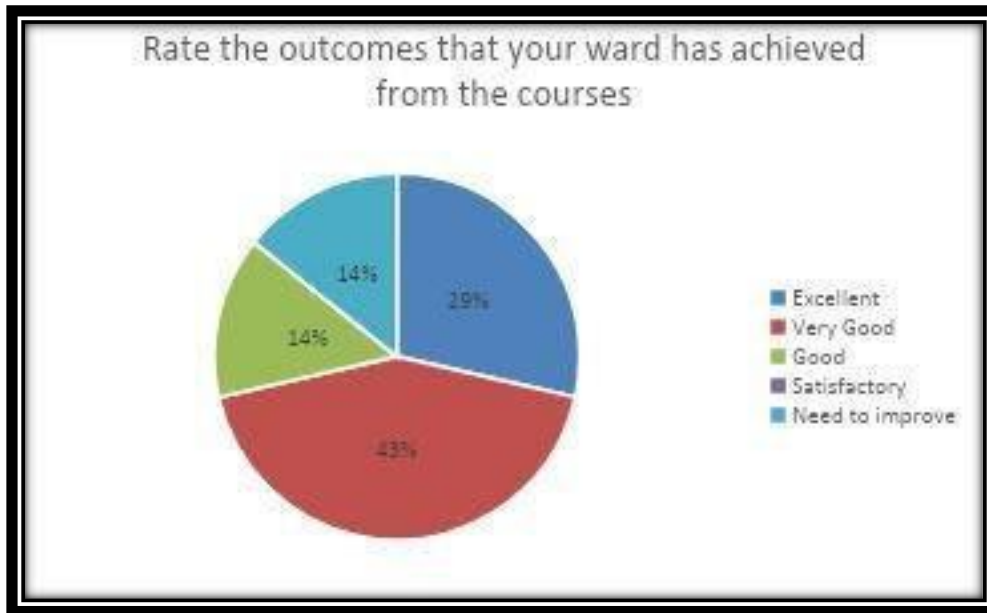


Analysis: From the above analysis, the majority of the students 43% rate the quality of teaching as "Excellent", indicating high satisfaction with the teaching effectiveness.

4. How do you rate the outcomes that your ward has achieved from the courses?

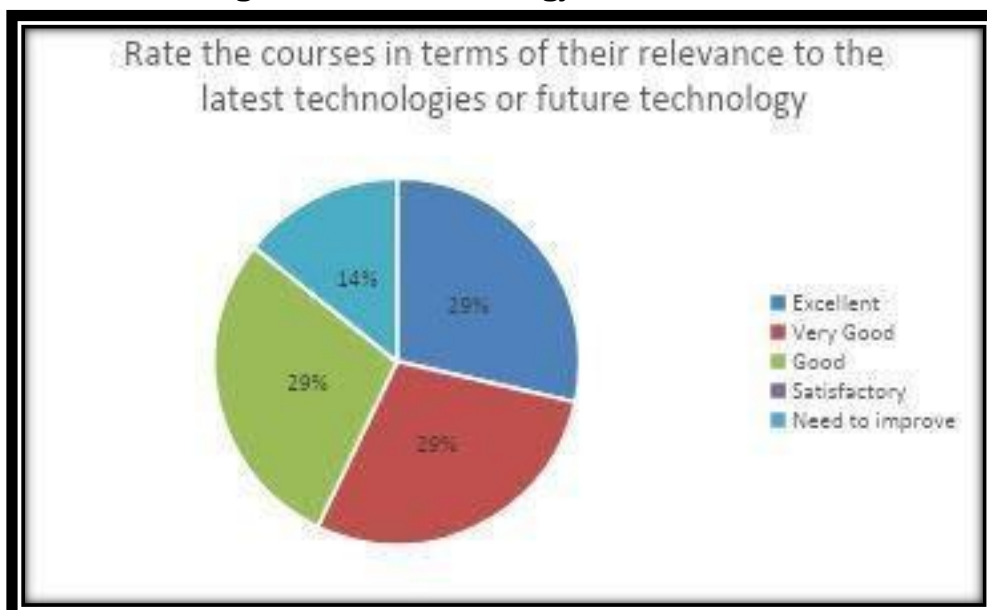
StudentFeedbackOnCurriculum2023-2024

AMC



Analysis: From the above analysis, the majority of the students (43%) rate the outcomes achieved by their wards from the courses as "Very Good", while an additional 29% consider them "Excellent".

5. How do you rate the courses in terms of their relevance to the latest technologies or future technology?

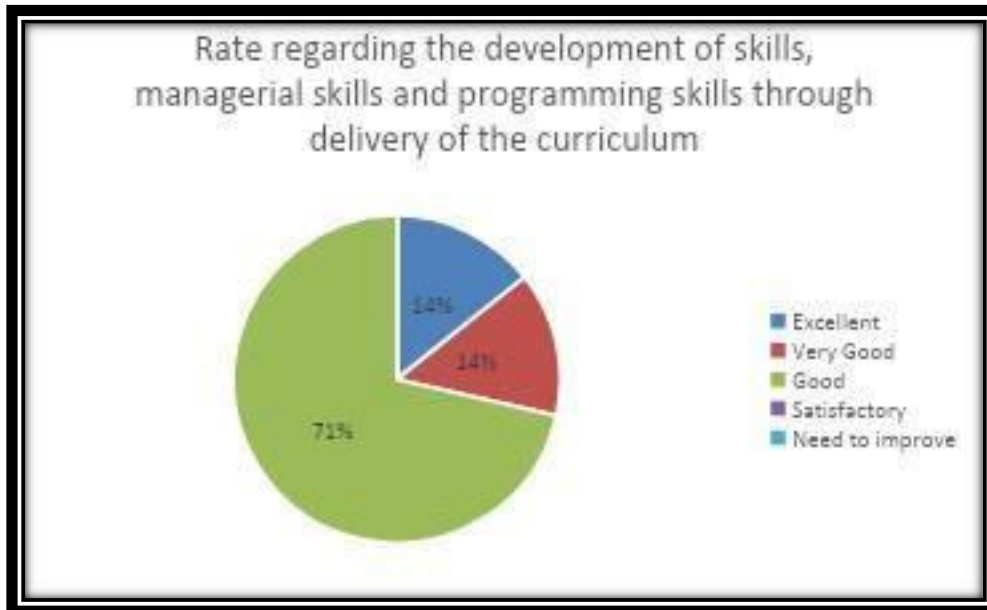


Analysis: From the above analysis, the majority of the students (29%) rate the courses as "very good and Good" in terms of relevance to the latest technologies or future technologies, with 28% rating it as "Excellent".

StudentFeedbackOnCurriculum2023-2024

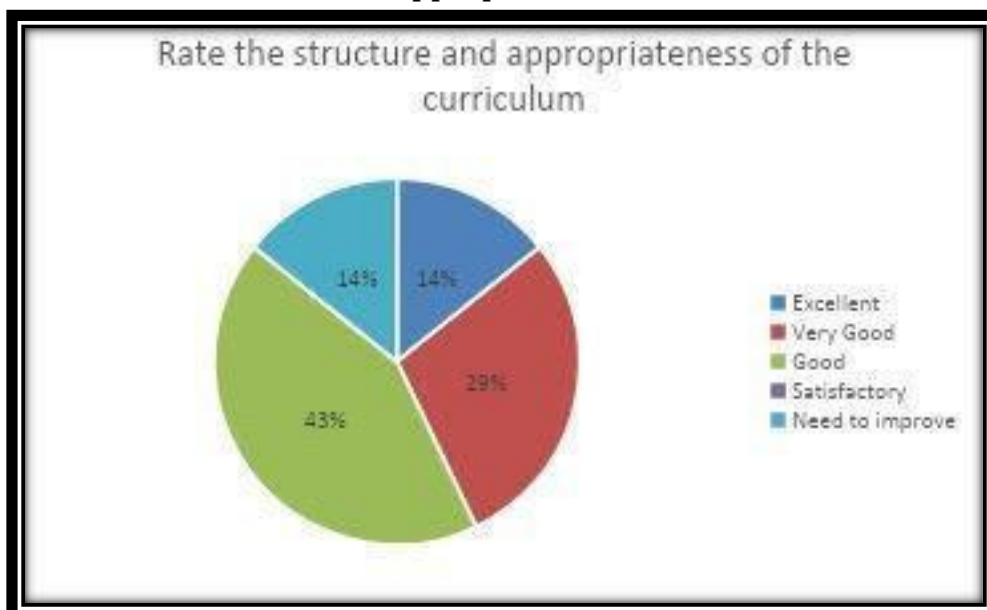
AMC

6. How do you rate regarding the development of skills, managerial skills and programming skills through delivery of the curriculum?



Analysis: From the above analysis, the majority of the students rate regarding the development of skills, managerial skills and programming skills through delivery of the curriculum is help the students to meet professional goals, with 72% rating it as "Good".

7. How well the structure and appropriateness of the curriculum is?

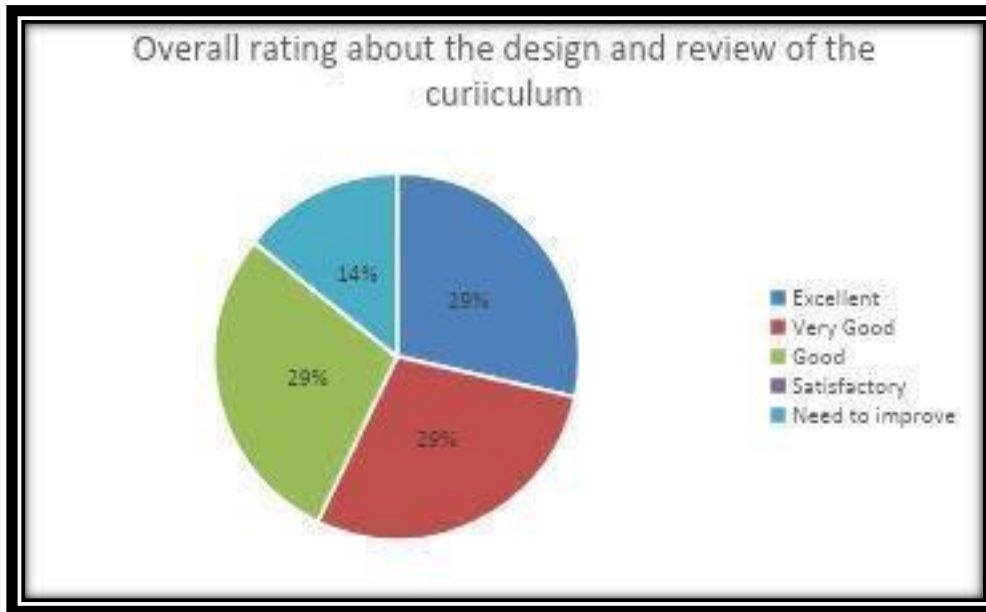


Analysis: From the above analysis, the largest segment of respondents 43% rated the curriculum as "Good", while a significant portion 29% of people find the curriculum to be well-structured and appropriate for their needs.

StudentFeedbackOnCurriculum2023-2024

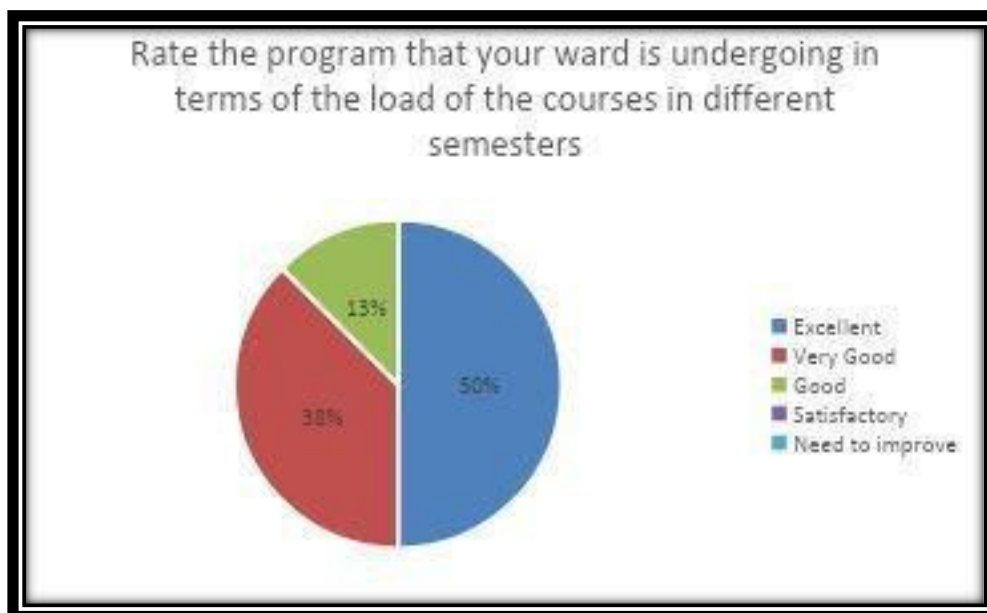
NMC

8. Your overall rating about the design and review of the curriculum.



Analysis: From the above analysis, the majority of the students (29%) rated the design and review of the curriculum as "Very Good and Good," while a significant portion (28%) also rated it as "Excellent".

1. How do you rate the program that your ward is undergoing in terms of the load of the courses in different semesters?

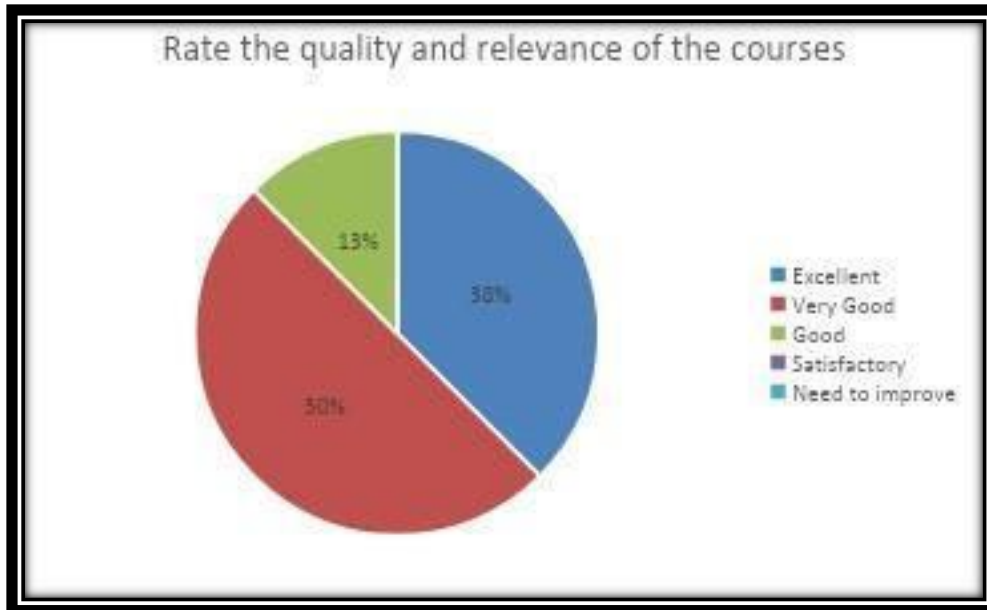


Analysis: From the above analysis, the majority of students (50%) rate the course load of the program as "Excellent", indicating a high level of satisfaction with the balance and distribution of courses across semesters. Additionally, 37% of students rate the course load as "Very good", showing overall well-affectedness.

2. How do you rate the quality and relevance of the courses?

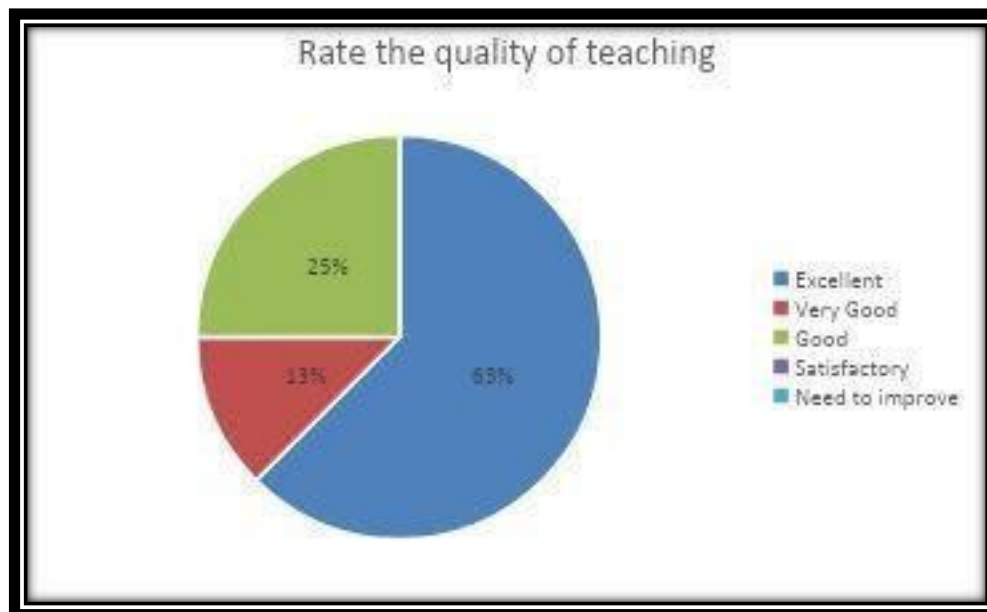
Student Feedback On Curriculum 2023-2024

NMC



Analysis: From the above analysis, the majority of the students 50% rate the quality and relevance of the courses as "Very Good", 37% of students rate the "Excellent", showing overall the quality and relevance of the courses are generally well received.

3. How do you rate the quality of teaching?

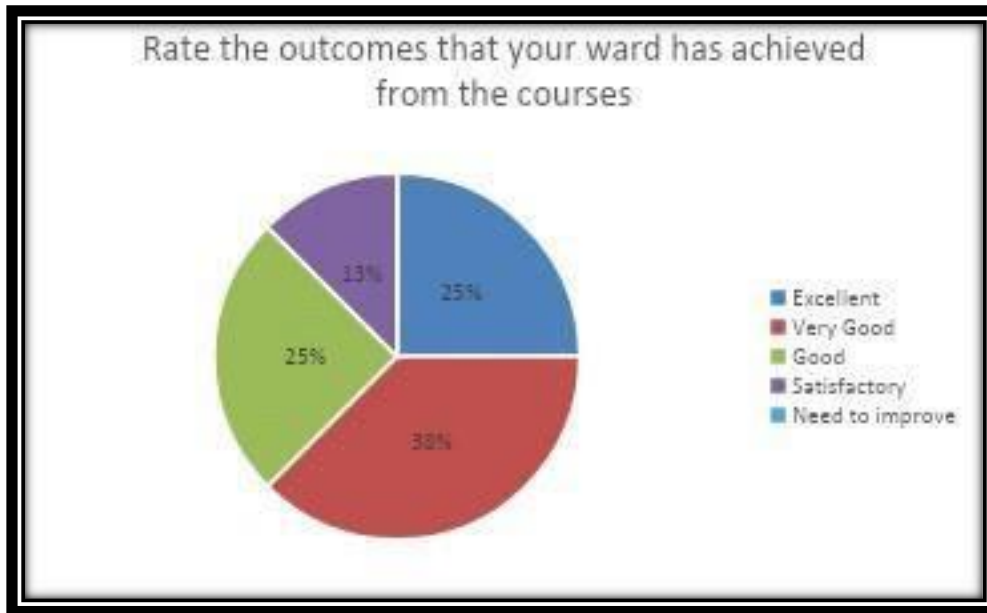


Analysis: From the above analysis, the majority of the students 62% rate the quality of teaching as "Excellent", indicating high satisfaction with the teaching effectiveness.

4. How do you rate the outcomes that your ward has achieved from the courses?

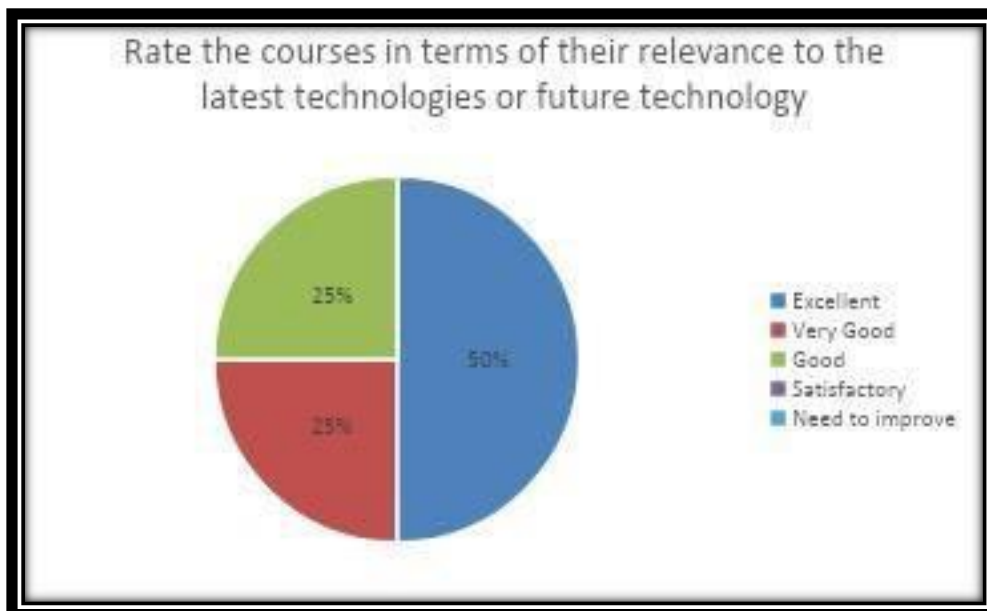
StudentFeedbackOnCurriculum2023-2024

NMC



Analysis: From the above analysis, the majority of the students (37%) rate the outcomes achieved by their wards from the courses as "Very Good", while an additional 25% consider them "Excellent and Good".

5. How do you rate the courses in terms of their relevance to the latest technologies or future technology?

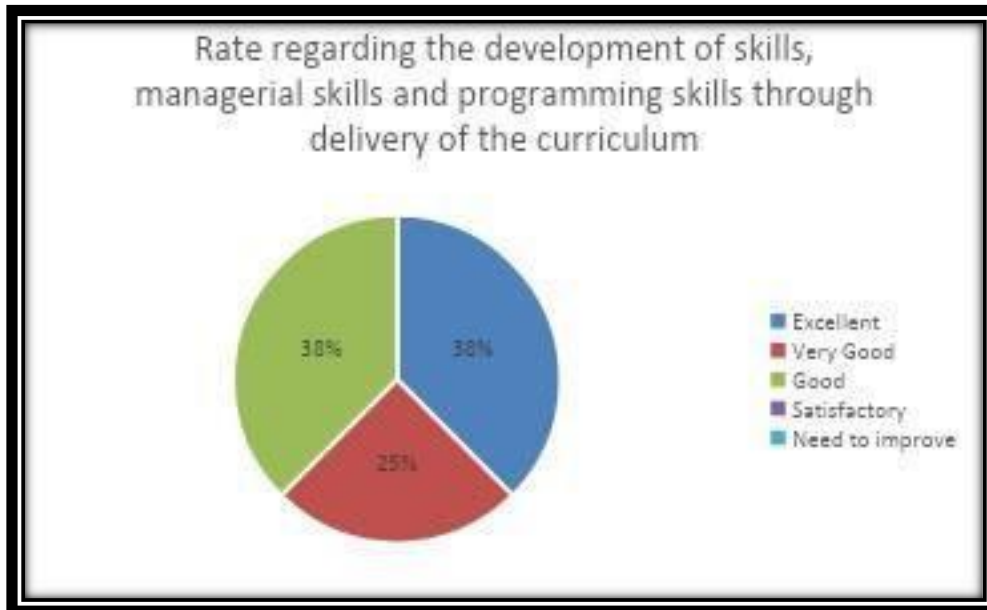


Analysis: From the above analysis, the majority of the students (50%) rate the courses as "Excellent" in terms of relevance to the latest technologies or future technologies, with 25% rating it as "Very good and Good".

Student Feedback On Curriculum 2023-2024

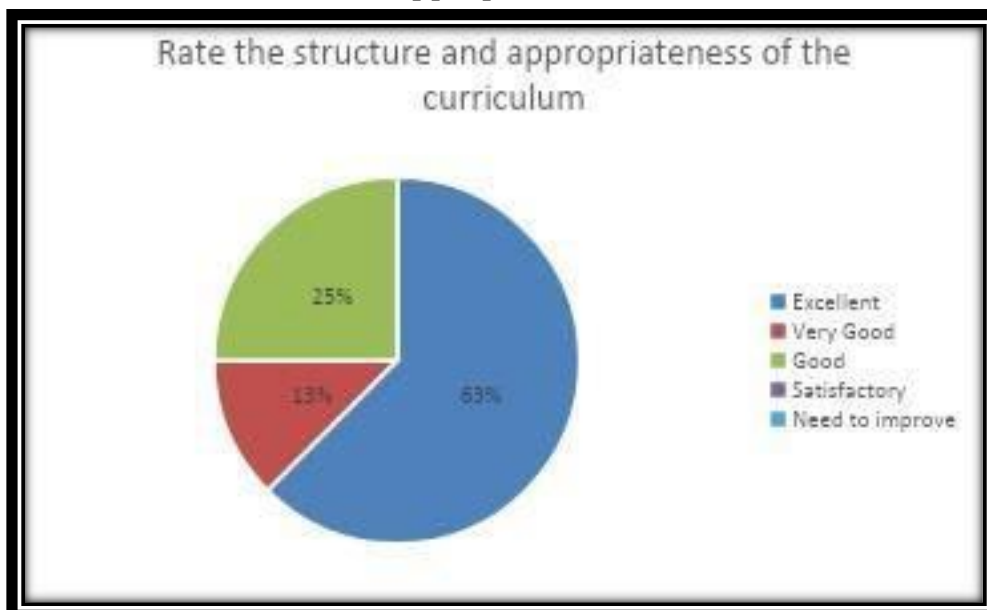
NMC

6. How do you rate regarding the development of skills, managerial skills and programming skills through delivery of the curriculum?



Analysis: From the above analysis the majority of the students rate regarding the development of skills, managerial skills and programming skills through delivery of the curriculum is help the student to meet professional goals, with 38% rating it as "Good".

7. How well the structure and appropriateness of the curriculum is?

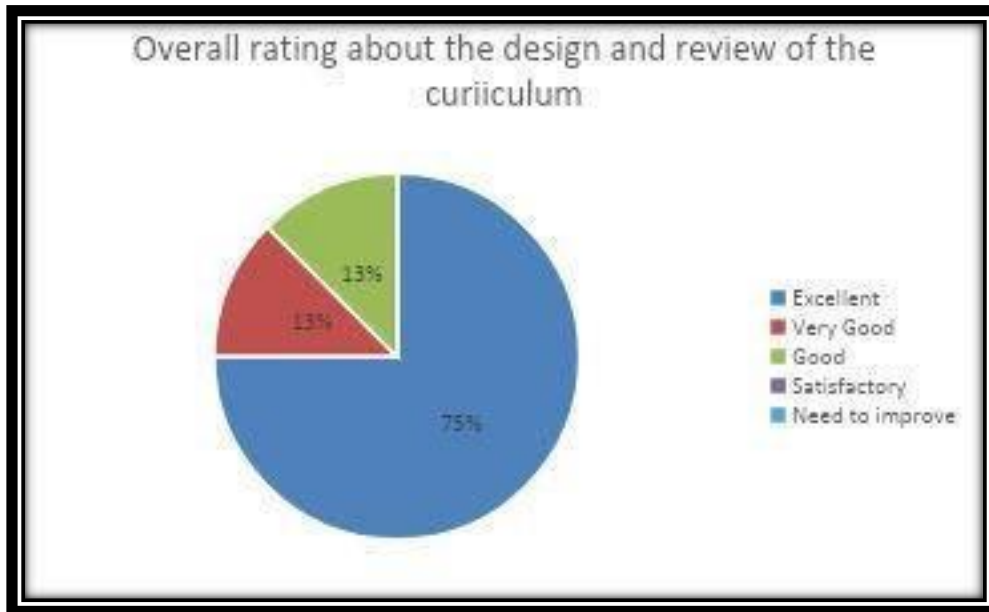


Analysis: From the above analysis the largest segment of respondents 62% rated the curriculum as "Excellent", while a significant portion 25% of people find the curriculum to be well-structured and appropriate for their needs.

StudentFeedbackOnCurriculum2023-2024

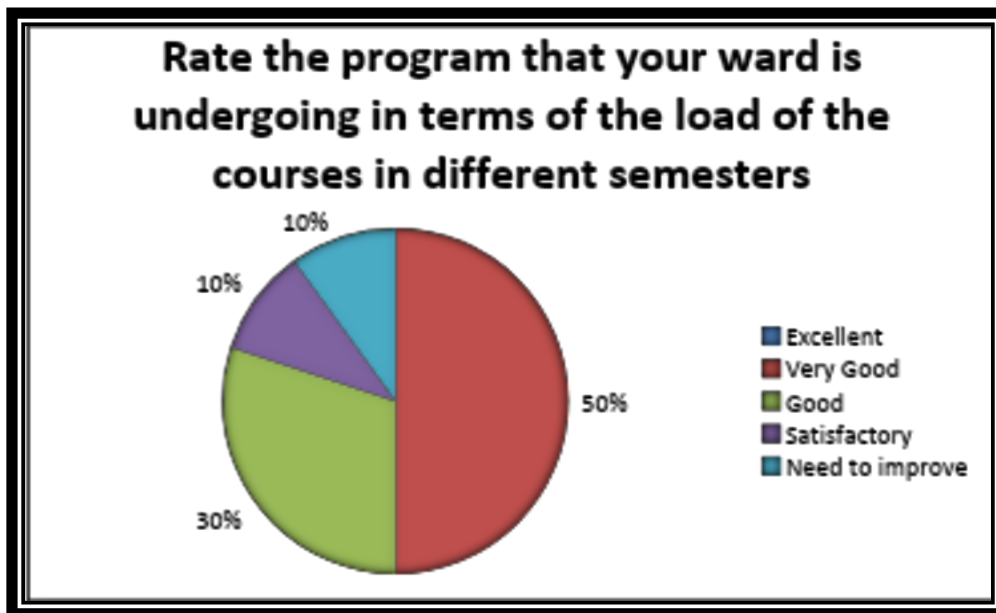
DMSCS

8. Your overall rating about the design and review of the curriculum.



Analysis: From the above analysis, the majority of the students (75%) rated the design and review of the curriculum as "Excellent," while a significant portion (13%) also rating it as "Good".

1. How do you rate the program that your ward is undergoing in terms of the load of the courses in different semesters?

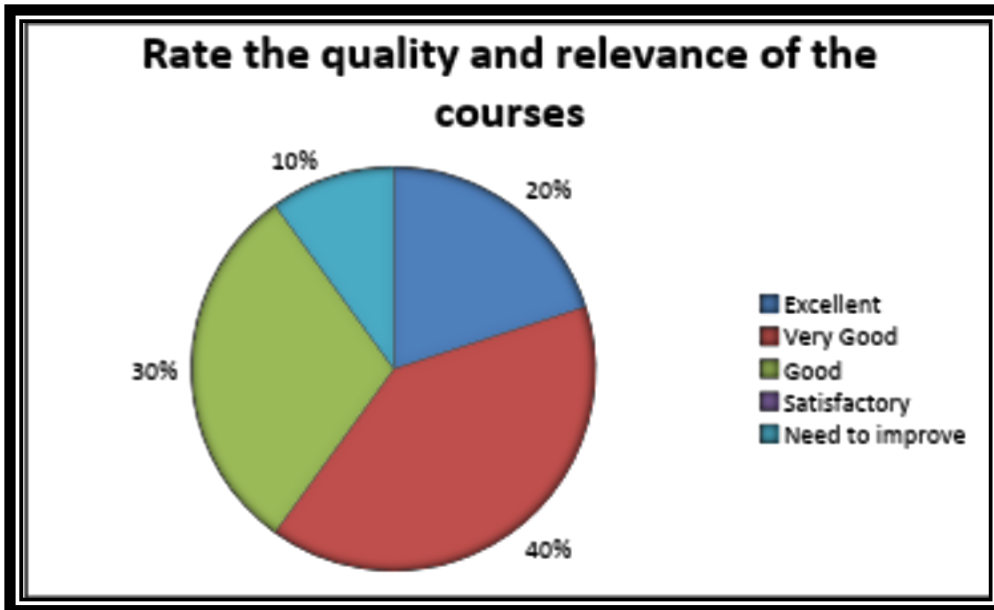


Analysis: From the above analysis, the majority of students (50%) rate the course load of the program as "very good", indicating a high level of satisfaction with the balance and distribution of courses across semesters. Additionally, 30% of students rate the course load as "Good", showing overall well-affectedness.

2. How do you rate the quality and relevance of the courses?

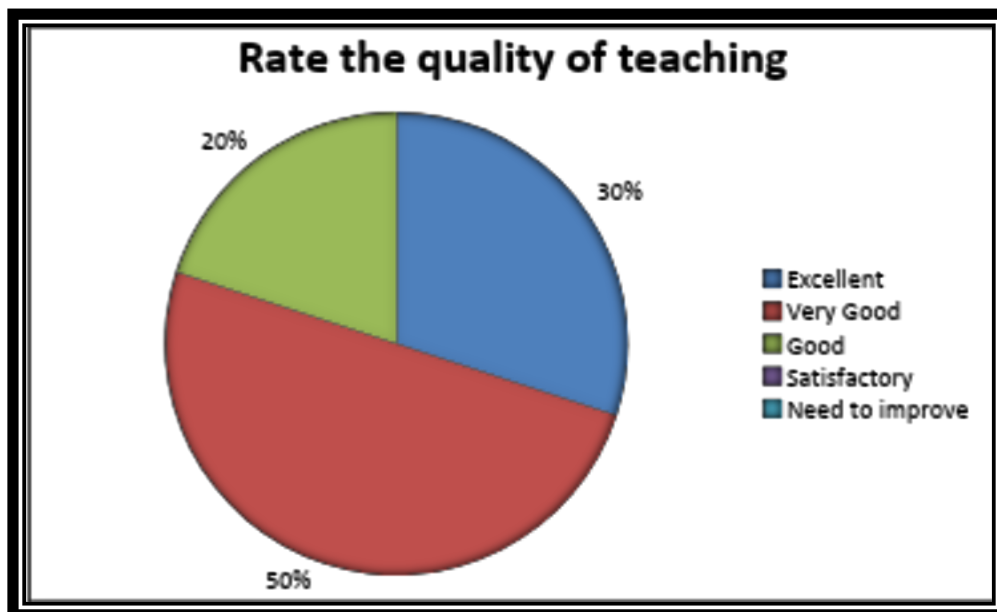
StudentFeedbackOnCurriculum2023-2024

DMSCS



Analysis From the above analysis the majority of the students 40% rate the quality and relevance of the courses as very good, 30% of students rate the good, showing overall the quality and relevance of the courses are generally well received."

3. How do you rate the quality of teaching?

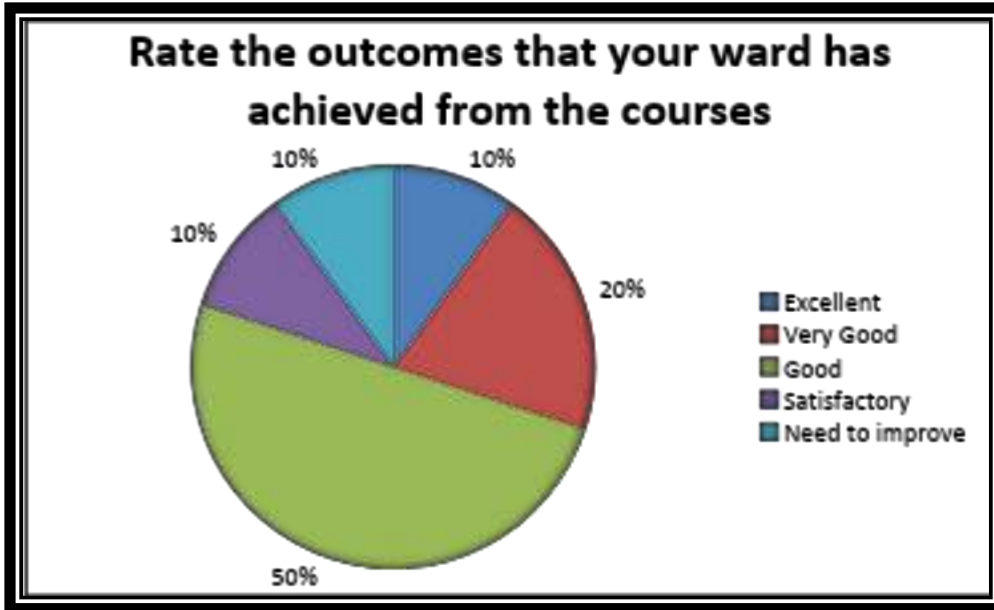


Analysis: From the above analysis the majority of the students 50% rate the quality of teaching as very good, indicating high satisfaction with the teaching effectiveness.

4. How do you rate the outcomes that your ward has achieved from the courses?

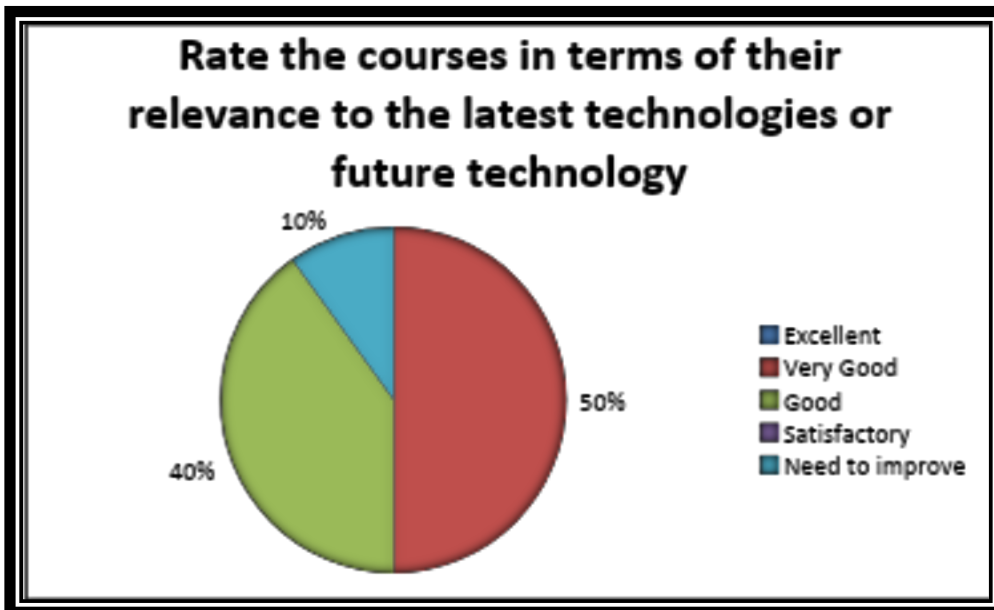
StudentFeedbackOnCurriculum2023-2024

DMSCS



Analysis: From the above analysis the majority of the students (50%) rate the outcomes achieved by their wards from the courses as "Good", while an additional 20% consider them "Very Good".

5. How do you rate the courses in terms of their relevance to the latest technologies or future technology?

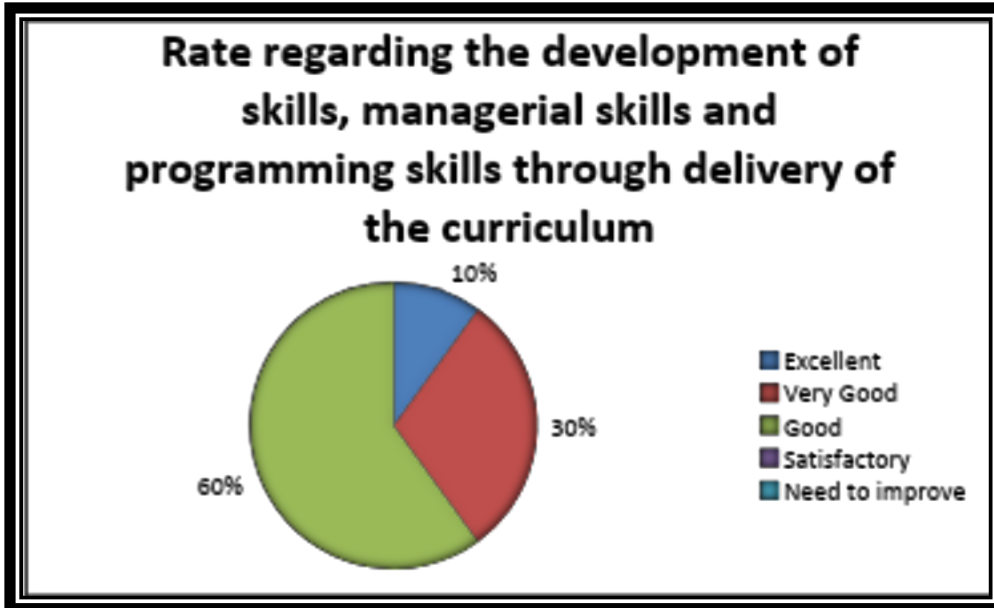


Analysis: From the above analysis the majority of the students (50%) rate the courses as very good in terms of relevance to the latest technologies or future technologies, with 40% rating it as "Good".

6. How do you rate regarding the development of skills, managerial skills and programming skills through delivery of the curriculum?

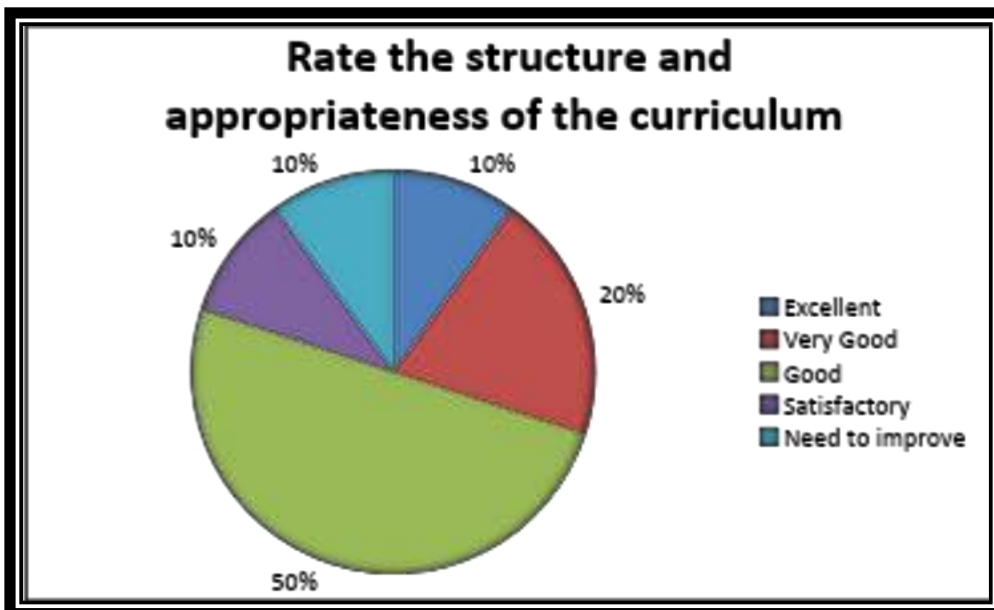
StudentFeedbackOnCurriculum2023-2024

DMSCS



Analysis: From the above analysis, the majority of the students (60%) rate regarding the development of skills, managerial skills and programming skills through delivery of the curriculum is helpful to the students to meet professional goals, with 30% rating it as "very good".

7. How well the structure and appropriateness of the curriculum is?

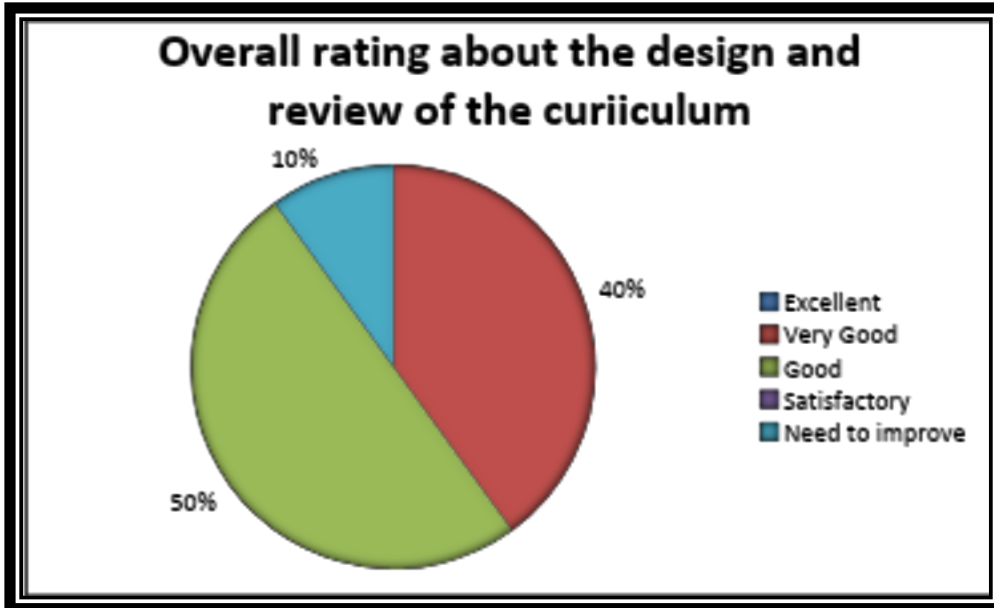


Analysis: From the above analysis, the largest segment of respondents (50%) rated the curriculum as "Good." while a significant portion (20%) of people find the curriculum to be well-structured and appropriate for their needs.

8. Your overall rating about the design and review of the curriculum.

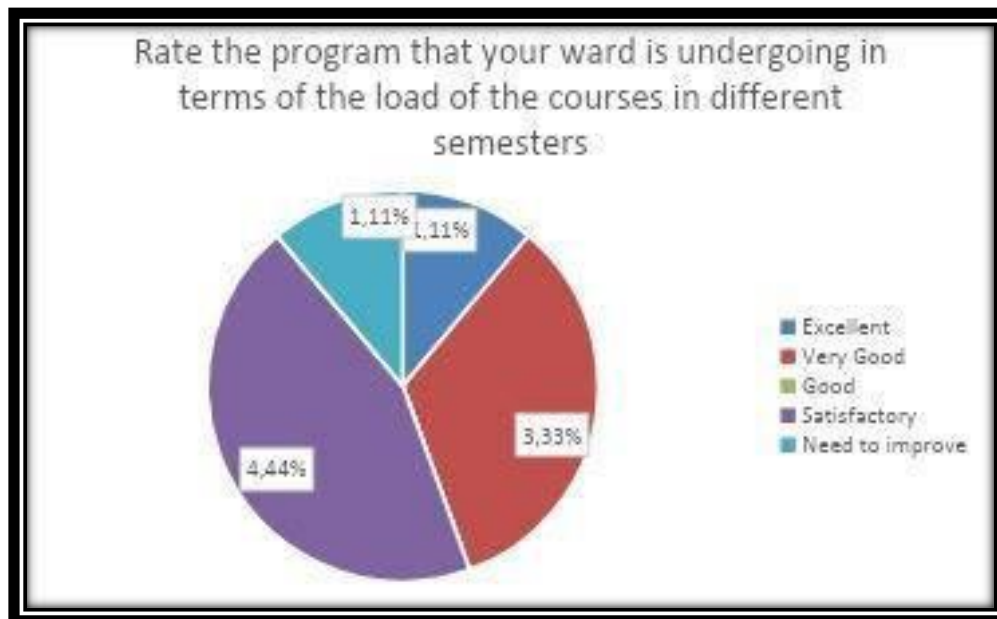
StudentFeedbackOnCurriculum2023-2024

DMSCS



Analysis: From the above analysis, the majority of the students (50%) rated the design and review of the curriculum as "Good," while a significant portion (40%) also rated it as "very good".

1. How do you rate the program that your ward is undergoing in terms of the load of the courses in different semesters?

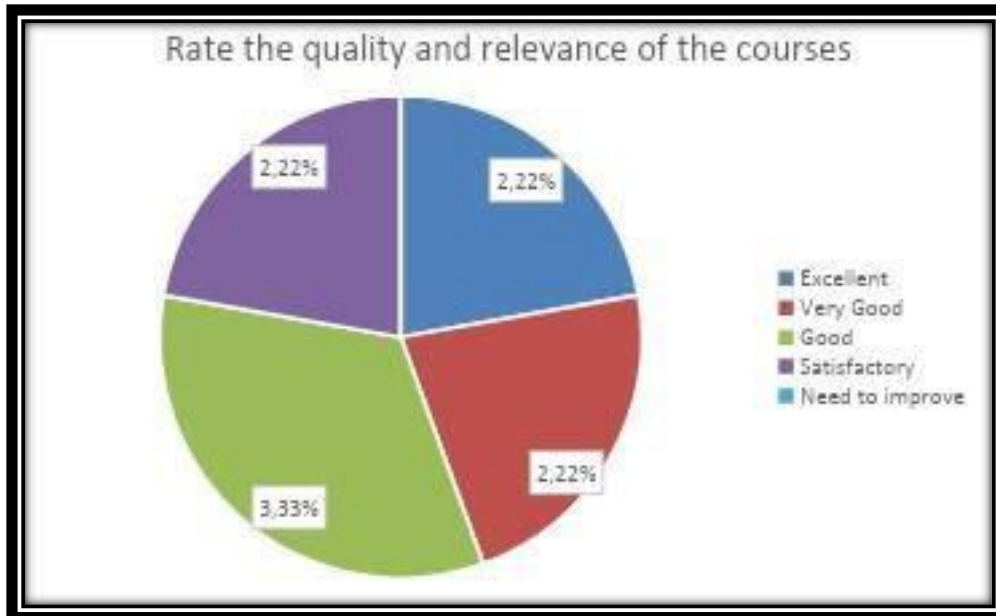


Analysis: From the above analysis, the majority of students (45%) rate the course load of the program as "satisfactory", indicating a high level of satisfaction with the balance and distribution of courses across semesters. Additionally, 33% of students rate the course load as "very good", showing overall well-affectedness.

2. How do you rate the quality and relevance of the courses?

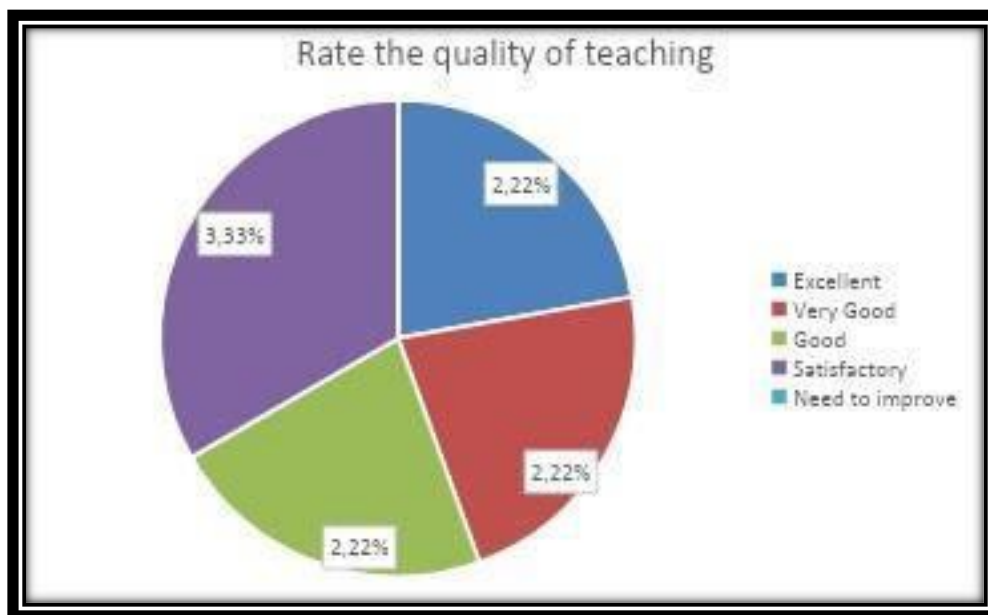
StudentFeedbackOnCurriculum2023-2024

DMSCS



Analysis:From the above analysis the majority of the students 34% rate the quality and relevance of the courses as good, 40% of students rate the good, showing overall the quality and relevance of the courses are generally well received."

3. How do you rate the quality of teaching?



Analysis:From the above analysis the majority of the students 34% rate the quality of teaching as satisfactory, indicating high satisfaction with the teaching effectiveness.

4. How do you rate the outcomes that your ward has achieved from the courses?

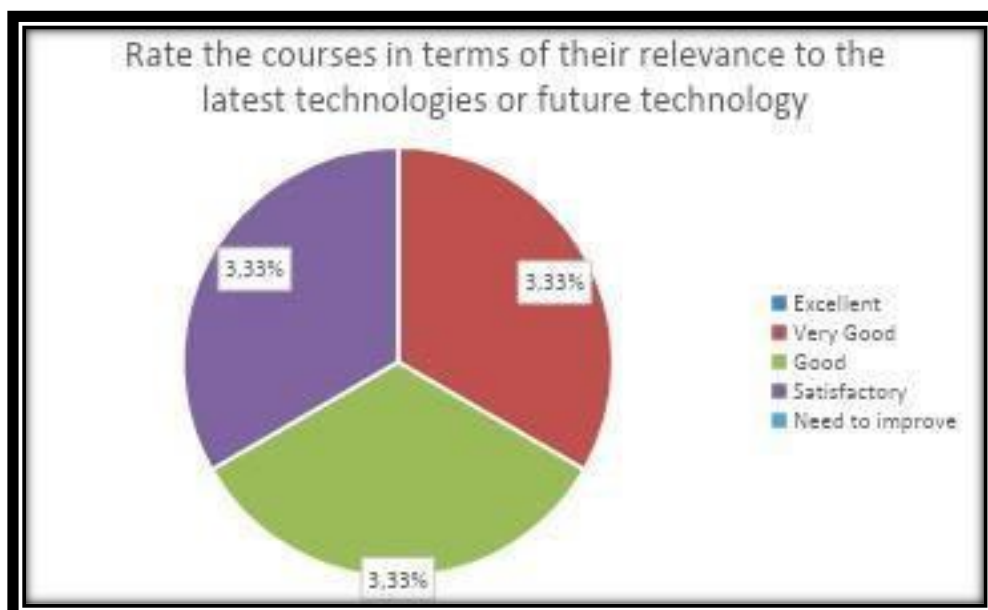
StudentFeedbackOnCurriculum2023-2024

DMSCS



Analysis: From the above analysis the majority of the students (67%) rate the outcomes achieved by their wards from the courses as "Very Good", while an additional 11% consider them "excellent".

5. How do you rate the courses in terms of their relevance to the latest technologies or future technology?

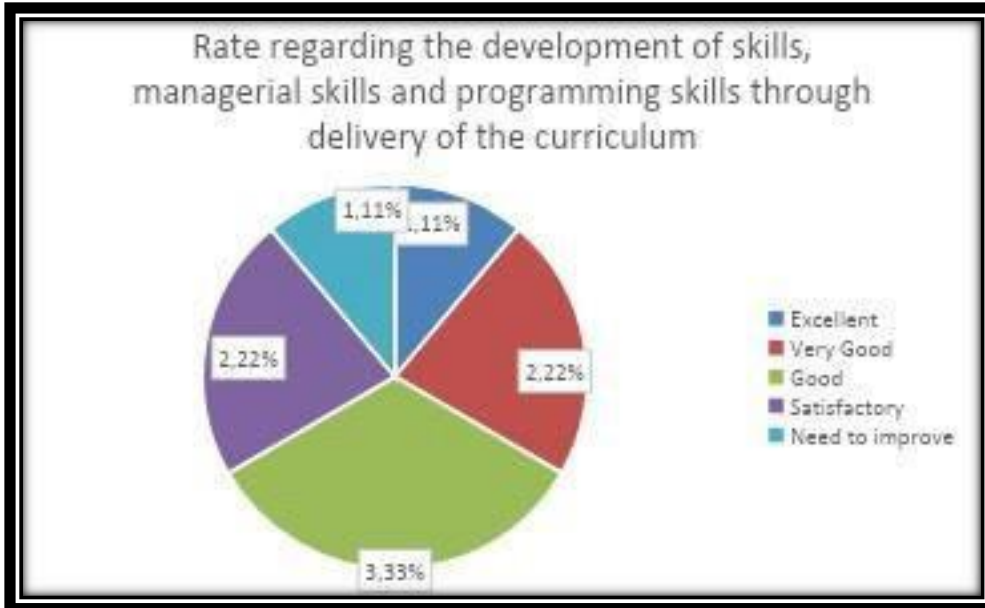


Analysis: From the above analysis the majority of the students (33%) rate the courses as excellent in terms of relevance to the latest technologies or future technologies, with 34% rating it as "Very Good".

6. How do you rate regarding the development of skills, managerial skills and programming skills through delivery of the curriculum?

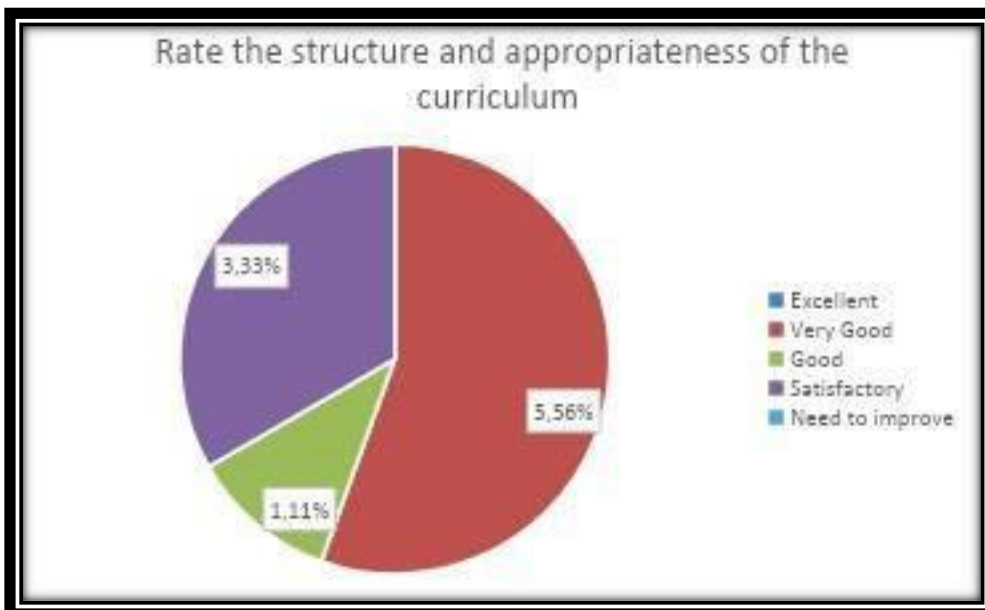
StudentFeedbackOnCurriculum2023-2024

DMSCS



Analysis: From the above analysis the majority of the students (34%) rate regarding the development of skills, managerial skills and programming skills through delivery of the curriculum is help the student to meet professional goals, with 22% rating it as "Excellent".

7. How well the structure and appropriateness of the curriculum is?

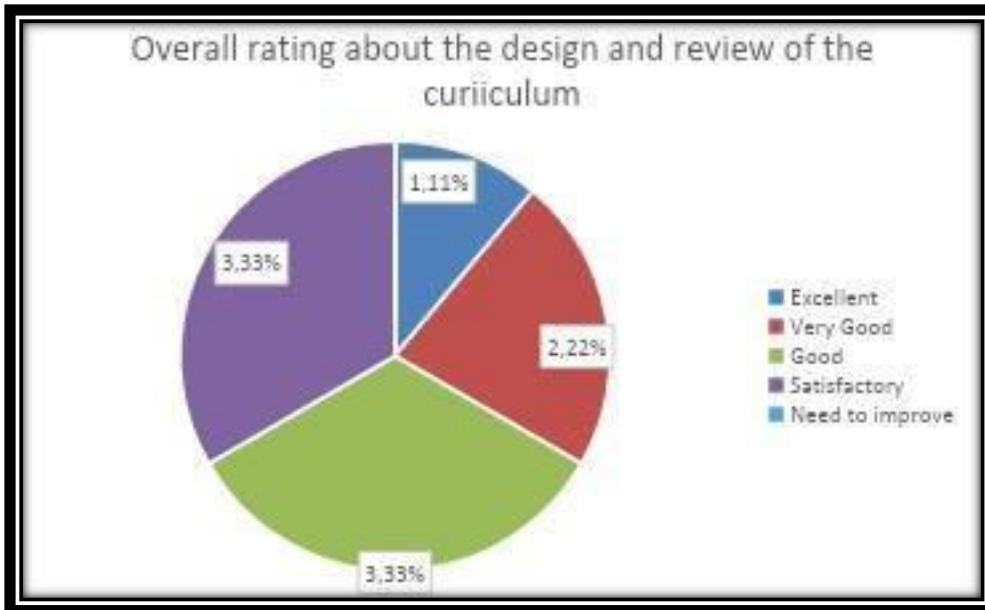


Analysis: From the above analysis the largest segment of respondents 56% rated the curriculum as "Very Good." while a significant portion 33% of people find the curriculum to be well-structured and appropriate for their needs.

8. Your overall rating about the design and review of the curriculum.

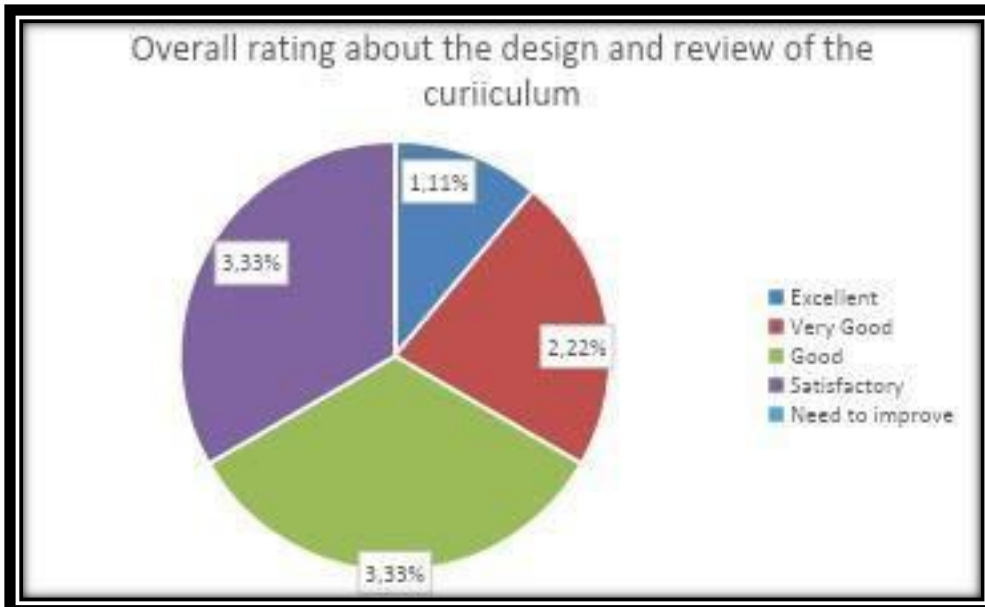
StudentFeedbackOnCurriculum2023-2024

DMSCS



Analysis: From the above analysis, the majority of the students (34%) rated the design and review of the curriculum as "Good," while a significant portion (33%) also rated it as "satisfactory".

1. How do you rate the program that your ward is undergoing in terms of the load of the courses in different semesters?

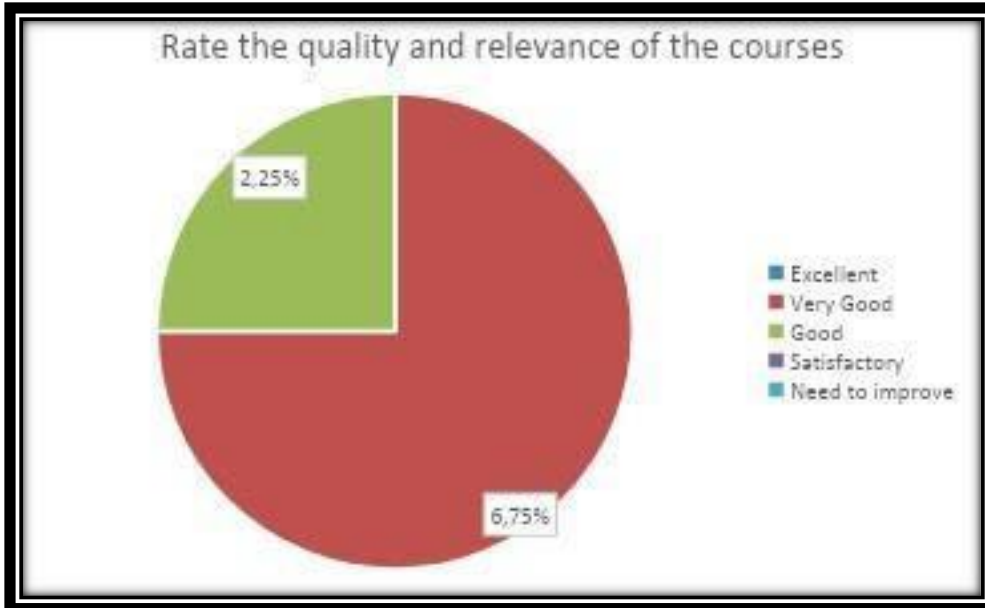


Analysis: From the above analysis, the majority of students (34%) rate the course load of the program as "good", indicating a high level of satisfaction with the balance and distribution of courses across semesters. Additionally, 22% of students rate the course load as "Very Good", showing overall well-affectedness.

2. How do you rate the quality and relevance of the courses?

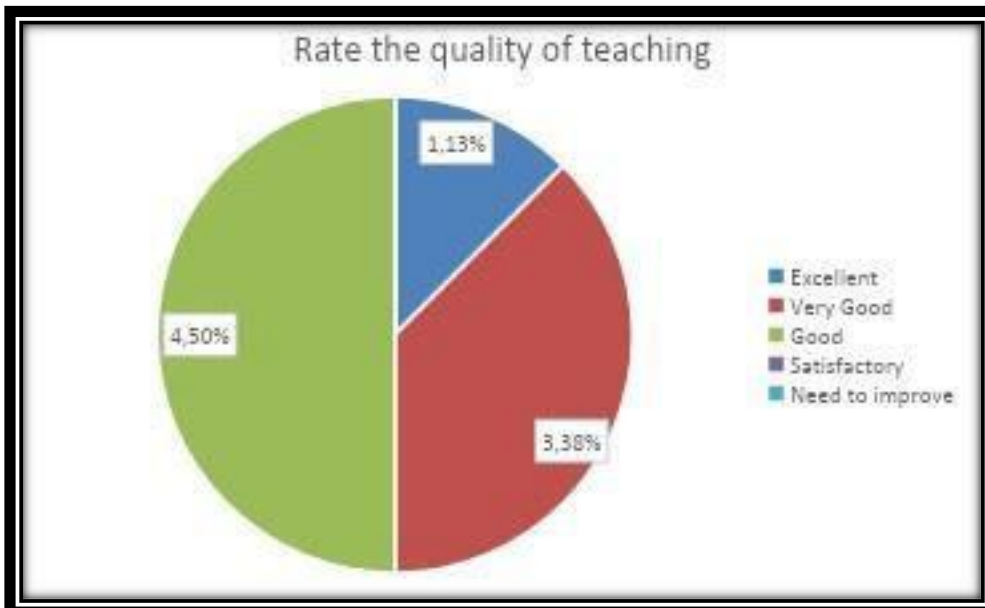
StudentFeedbackOnCurriculum2023-2024

DMSCS



Analysis: From the above analysis the majority of the students 75% rate the quality and relevance of the courses as very good, 25% of students rate the good, showing overall the quality and relevance of the courses are generally well received."

3. How do you rate the quality of teaching?

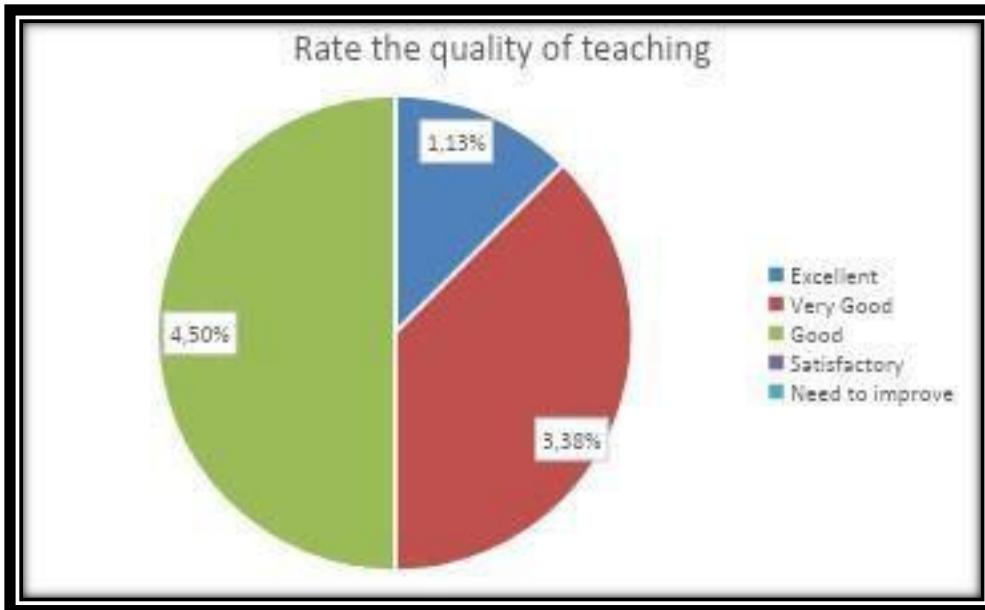


Analysis: From the above analysis the majority of the students 50% rate the quality of teaching as good, indicating high satisfaction with the teaching effectiveness.

4. How do you rate the outcomes that your ward has achieved from the courses?

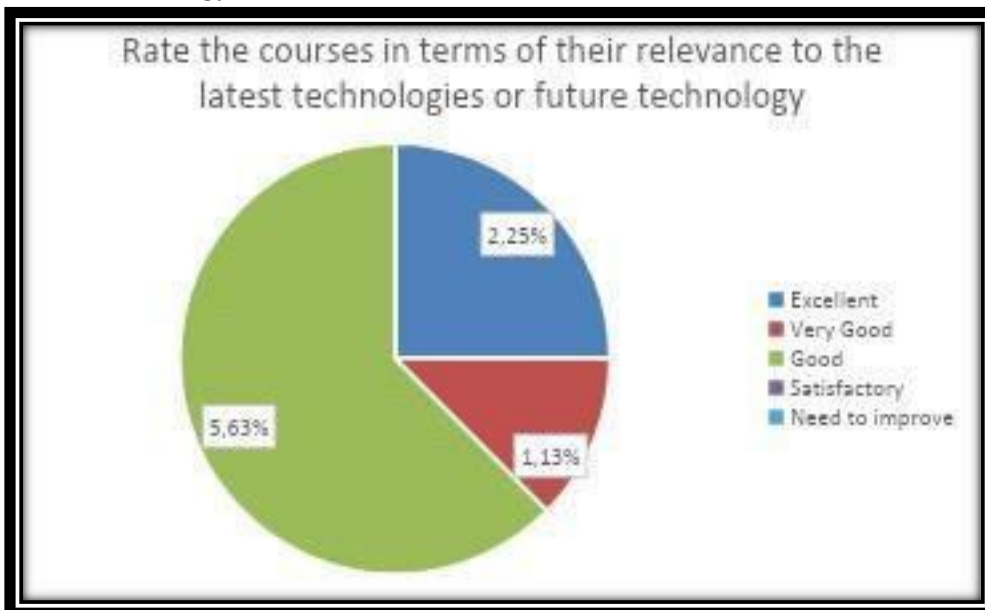
Student Feedback On Curriculum 2023-2024

DMSCS



Analysis: From the above analysis the majority of the students (50%) rate the outcomes achieved by their wards from the courses as "Good", while an additional 38% consider them "Very Good".

5. How do you rate the courses in terms of their relevance to the latest technologies or future technology?

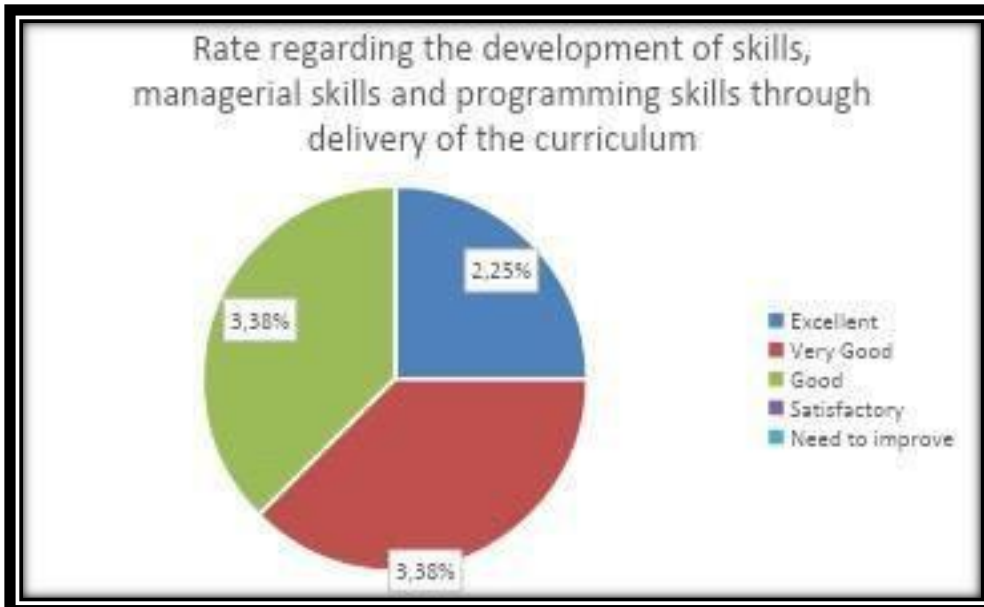


Analysis From the above analysis the majority of the students (25%) rate the courses as excellent in terms of relevance to the latest technologies or future technologies, with 63% rating it as "Good".

6. How do you rate regarding the development of skills, managerial skills and programming skills through delivery of the curriculum?

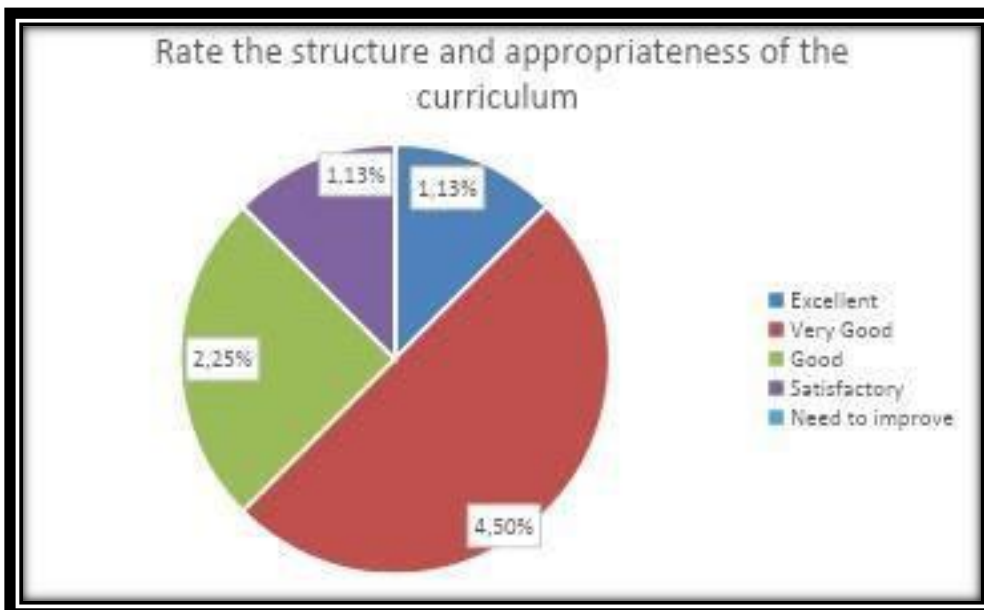
StudentFeedbackOnCurriculum2023-2024

DMSCS



Analysis: From the above analysis the majority of the students (38%) rate regarding the development of skills, managerial skills and programming skills through delivery of the curriculum is help the students to meet professional goals, with 25% rating it as "Excellent".

7. How well the structure and appropriateness of the curriculum is?

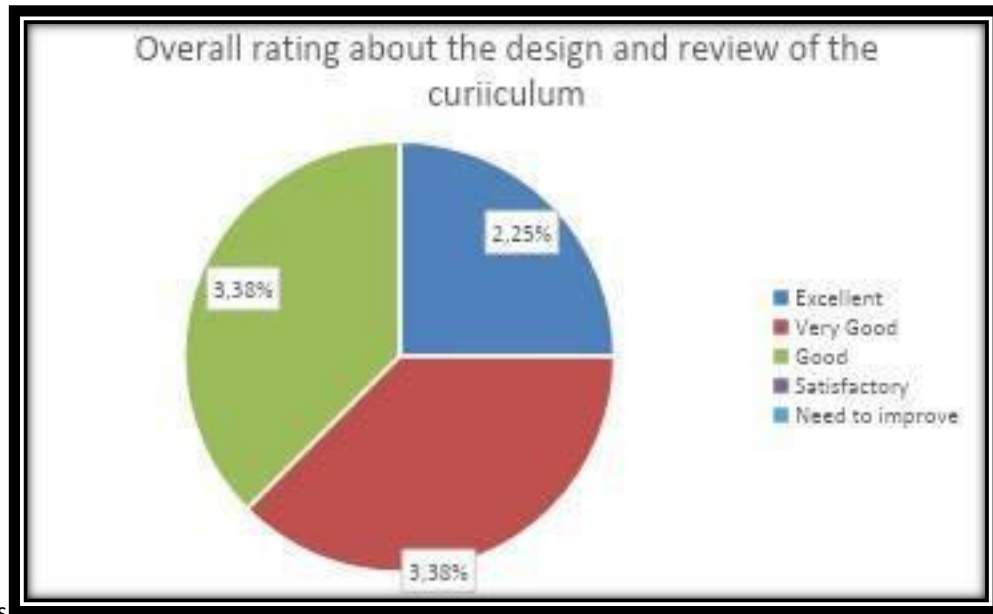


Analysis: From the above analysis the largest segment of respondents 50% rated the curriculum as "Very Good." while a significant portion 25% of people find the curriculum to be well-structured and appropriate for their needs.

StudentFeedbackOnCurriculum2023-2024

DMSCS

8. Your overall rating about the design and review of the curriculum.



s

Analysis: From the above analysis the majority of the students 37% rated the design and review of the curriculum as "Very Good," while a significant portion (25%) also rating it as "Excellent".